

U. S. Department of Agriculture  
FOREST SERVICE

A-21

Cutoff

Chippewa NATIONAL FOREST

CORNERS OF THE PUBLIC SURVEY

T. 149N R. 28W 5th Mer.

5-27-1077 Corner common to Sections  
35, 36, 2, and 1

Corner consists of a POST ~~(not)~~ in place


State condition good

Dimensions above ground 36 inches

Sketch grooves, letters, figures, or notches, on proper face or edge.

CARDINAL POSITION

DIAGONAL POSITION



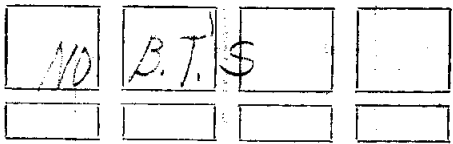
N W S E

NW SW SE NE

Mound of \_\_\_\_\_ is located \_\_\_\_\_

Pits are located \_\_\_\_\_

Sketch markings of Bearing Trees (or Rocks) in proper box and fill blanks below, giving bearings from Corner to Trees and Distances in Links.



Species \_\_\_\_\_

Diameter \_\_\_\_\_

Bearing \_\_\_\_\_

Distance \_\_\_\_\_

Do you believe this to be a genuine Land Office Corner? NO

If not, why? NO B.T. S

Harrison Adams

(Signature)

6/28/35

(Date)

C.C. post leader

(Title)

A-21

Corner again.

Give any further facts which will aid in finding this

chains distant.

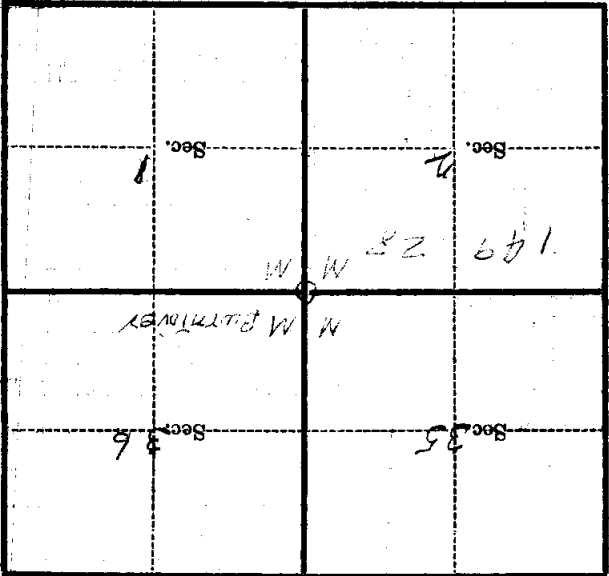
from which this Corner bears *N*

side of *Tree*

tree *2* inches diameter, on the *North*

Metal Location Poster is on a

*Blotch*



(Make sketch of topography near Corner)

T. HAIN R. 25W 5TH Mer.

Form 874-B—Revised May, 1918  
U. S. Department of Agriculture  
FOREST SERVICE

PA 21

Chippawa NATIONAL FOREST

CORNERS OF THE PUBLIC SURVEY

T. 149 N. R. 28 W. 3<sup>rd</sup> Mer.  
Section Corner common to Sections  
35, 36, 2, and 1

Corner consists of a Post (not) in place  
State condition Good

Dimensions above ground 36 inches  
Sketch grooves, letters, figures, or notches, on proper face or edge.

CARDINAL POSITION

DIAGONAL POSITION

N	W	S	E

T150N	T149N		
R28W	R28W	S	S
S.35	S.2	1	36
NW	SW	SE	NE

Mound of \_\_\_\_\_ is located \_\_\_\_\_

Pits are located \_\_\_\_\_

Sketch markings of Bearing Trees (or Rocks) in proper box and fill blanks below, giving bearings from Corner to Trees and Distances in Links.

None	found		

Species \_\_\_\_\_  
Diameter \_\_\_\_\_  
Bearing \_\_\_\_\_  
Distance \_\_\_\_\_

Do you believe this to be a genuine Land Office Corner? NO  
If not, why? NO bearing trees.

*Harrison Adams*

(Signature)

Chief of party, C.C.C.  
(Title)

6/28/35.  
(Date)

Corner again.

Give any further facts which will aid in finding this

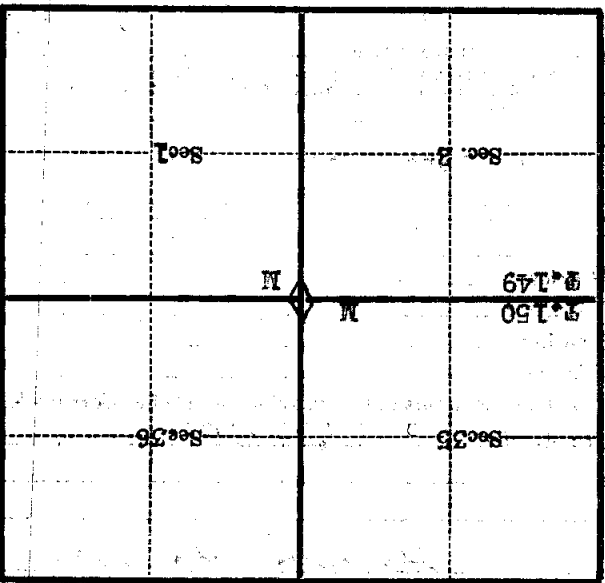
0.10 chains distant.

from which this Corner bears North

side of tree

tree 8 inches diameter, on the North

Metal Location Poster is on a Blotch



(Make sketch of topography near Corner)

T. 149 N. R. 28 W. S. 4th Mer.