

U. S. Department of Agriculture

Submitted - L.S. FOREST SERVICE

N-4

N-4

Chippewa

NATIONAL FOREST

CORNERS OF THE PUBLIC SURVEY

T. 148 R. 31 S. Mer.

1/16 c.o.p. #2
19

Corner common to Sections

Corner consists of a Tamarak STAKE (wood) in place

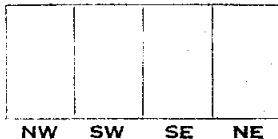

State condition good

Dimensions above ground 2' H. inches

Sketch grooves, letters, figures, or notches, on proper face or edge.

CARDINAL POSITION


DIAGONAL POSITION



Mound of _____ is located _____

Pits are located _____

Sketch markings of Bearing Trees (or Rocks) in proper box and fill blanks below, giving bearings from Corner to Trees and Distances in Links.



Species TAMARAK STAMP

Diameter 7" 12

Bearing N.W. S.

Distance 23 LKS. 5 LKS.

Do you believe this to be a genuine Land Office Corner? _____

If not, why? Yes.

E. Gorman

(Signature)

3/26/36

(Date)

(Title)

Corner again.

Give any further facts which will aid in finding this

chains distant.

from which this Corner bears

side of

tree inches diameter, on the

Metal Location Poster is on a

	Sec.	19	Sec.
		$\frac{76}{76}$	
		$\frac{76}{76}$	
	Sec.	18	Sec.

(Make sketch of topography near Corner)

N-4

52km-4 Mt

R. 31

144

T.

Form 874-9—Revised May, 1918
U. S. Department of Agriculture
FOREST SERVICE

n-4
n-4

Chippewa NATIONAL FOREST

CORNERS OF THE PUBLIC SURVEY

T. 148 N. R. 31 W. 5th Mer.

#1 - 1/16 Corner common to Sections
19, and

Corner consists of a Tamarack stake (not) in place

State condition Good

Dimensions above ground 24 inches

Sketch grooves, letters, figures, or notches, on proper face or edge.

CARDINAL POSITION

DIAGONAL POSITION

		1/16	
N	W	S	E

NW	SW	SE	NE

Mound of is located

Pits are located

Sketch markings of Bearing Trees (or Rocks) in proper box and fill blanks below, giving bearings from Corner to Trees and Distances in Links.

1/16			
BT			

Species Tamarack stump

Diameter 7" 12"

Bearing NW S

Distance 23 links 5 links

Do you believe this to be a genuine Land Office Corner? Yes

If not, why?

E. Gorman

E. Gorman

(Signature)

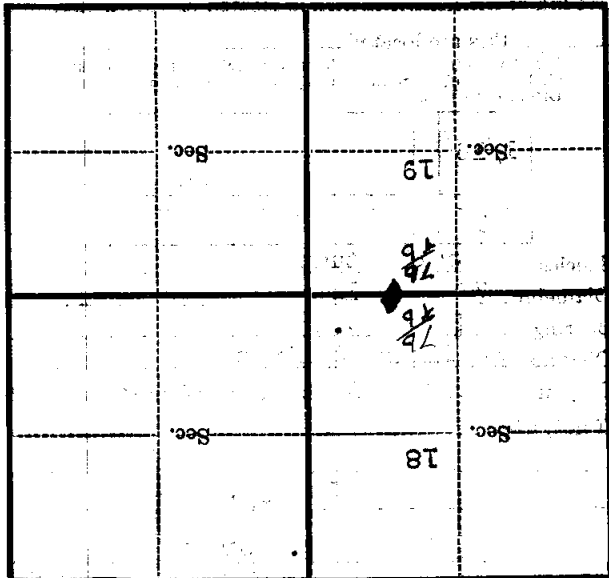
Enrollee

3/26/36

(Date)

(Title)

Metal Location Poster is on a tree inches diameter, on the side of from which this Corner bears chains distant. Give any further facts which will aid in finding this Corner again.



(Make sketch of topography near Corner)

T. 148 N. R. 31 W. 5th N.M.P. 4