

U. S. Department of Agriculture

FOREST SERVICE

P-4

Chippewa NATIONAL FOREST

P-4

CORNERS OF THE PUBLIC SURVEY

148 N. R. 31 W. 5th Mer.

1/16 Corner common to Sections

and

Corner consists of a Gas Pipe (not) in place

State condition

Distances above ground inches

Sketch grooves, letters, figures, or notches, on proper face or edge.

CARDINAL POSITION

DIAGONAL POSITION

--	--	--	--

N W S E

--	--	--	--

NW SW SE NE

Mound of is located

Pits are located

Sketch markings of Bearing Trees (or Rocks) in proper box and fill blanks below, giving bearings from Corner to Trees and Distances in Links.

Species Fine Stump

Diameter 12"

Bearing NE

Distance 63 Links

Do you believe this to be a genuine Land Office Corner? Yes

If not, why?

Ed. Garman

Ed. Garman (Signature)


Enrollee

3/25/36

(Date)

(Title)

Metal Location Poster is on a tree inches diameter, on the side of from which this Corner bears chain distant. Give any further facts which will aid in finding this Corner again.



(Make sketch of topography near Corner)

Mer. 24

T. 148. N. R. 31. W. 5th

P-4

U. S. Department of Agriculture

Submitted-66 FOREST SERVICE

P-4

Chippewa NATIONAL FOREST

CORNERS OF THE PUBLIC SURVEY

T. 148 R. 31 5th Mer.

1/16 #8

Corner common to Sections 19, and

Corner consists of a gas pipe in place State condition

Dimensions above ground inches


Sketch grooves, letters, figures, or notches, on proper face or edge.

CARDINAL POSITION

DIAGONAL POSITION



N W S E



NW SW SE NE

Mound of is located

Pits are located

Sketch markings of Bearing Trees (or Rocks) in proper box and fill blanks below, giving bearings from Corner to Trees and Distances in Links.



Species Pine stump

Diameter 18"

Bearing N.E.

Distance 634ks.

Do you believe this to be a genuine Land Office Corner?

If not, why? Yes

Ed. Gorman

(Signature)


3/25/36

(Date)

(Title)

Metal Location Poster is on a _____ inches diameter, on the _____ side of _____ from which this Corner bears _____ chains distant.

Give any further facts which will aid in finding this Corner again.



(Make sketch of topography near Corner)

T. 148 R. 31
 M 4
 P-11