

0-3  
0-3

Submitted <sup>GG</sup> U. S. Department of Agriculture  
FOREST SERVICE

Chippewa NATIONAL FOREST

CORNERS OF THE PUBLIC SURVEY

T. 148 R. 31 5<sup>th</sup> Mer.

1/16 #5 Corner common to Sections  
19, and \_\_\_\_\_


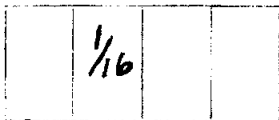
Corner consists of a Tamarak Stake (~~rod~~) in place  
State condition good

Dimensions above ground 2' inches

Sketch grooves, letters, figures, or notches, on proper face or edge.

CARDINAL POSITION


DIAGONAL POSITION



Mound of \_\_\_\_\_ is located \_\_\_\_\_

Pits are located \_\_\_\_\_

Sketch markings of Bearing Trees (or Rocks) in proper box and fill blanks below, giving bearings from Corner to Trees and Distances in Links.



Species \_\_\_\_\_

Diameter \_\_\_\_\_

Bearing \_\_\_\_\_

Distance \_\_\_\_\_

Do you believe this to be a genuine Land Office Corner? \_\_\_\_\_

If not, why? yes

E. Gorman

(Signature)

(Date)

(Title)

-----

-----

-----

-----

-----

-----

-----

-----

-----


-----

-----

-----

Corner again.

Give any further facts which will aid in finding this  
 ----- chains distant.  
 ----- from which this Corner bears  
 ----- side of  
 ----- tree ----- inches diameter, on the  
 ----- Metal Location Poster is on a



(Make sketch of topography near Corner)

T 148 R. 31  
 5th Mer.  
 0-5

Form 874-B—Revised May, 1918  
U. S. Department of Agriculture  
FOREST SERVICE

0-3

0-3

Chippewa NATIONAL FOREST

**CORNERS OF THE PUBLIC SURVEY**

T. 148 N. R. 31 W. 5th Mer.

#5 - 1/16 Corner common to Sections  
19, \_\_\_\_\_, \_\_\_\_\_, and \_\_\_\_\_

Corner consists of a Tamarack stake (not) in place

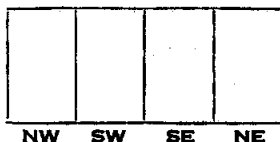
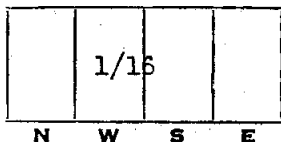
State condition Good

Dimensions above ground 24 inches

Sketch grooves, letters, figures, or notches, on proper face or edge.

CARDINAL POSITION

DIAGONAL POSITION



Mound of \_\_\_\_\_ is located \_\_\_\_\_

Pits are located \_\_\_\_\_

Sketch markings of Bearing Trees (or Rocks) in proper box and fill blanks below, giving bearings from Corner to Trees and Distances in Links.



Species \_\_\_\_\_

Diameter \_\_\_\_\_

Bearing \_\_\_\_\_

Distance \_\_\_\_\_

Do you believe this to be a genuine Land Office Corner? Yes

If not \_\_\_\_\_

E. Gorman

E. Gorman

(Signature)

Enrollee

(Title)

-----

-----

-----

-----

-----

-----

-----


-----

-----

-----

Corner again:

Give any further facts which will aid in finding this  
 chains distant.  
 from which this Corner bears  
 side of  
 tree inches diameter, on the  
 Metal Location Poster is on a



(Make sketch of topography near Corner)

0-3  
Mer.

T. 148 N. R. 31 W. 5th