

Form 974-9 Revised May, 1918
 U. S. Department of Agriculture
 FOREST SERVICE

V-3

CHIPPewa NATIONAL FOREST

CORNERS OF THE PUBLIC SURVEY

T. 148 N R. 29 W 5th Mer.

1/4 Corner common to Sections 30, and 31

Corner consists of a Cedar Post (not) in place
 State condition Bad-Fire Scarred & rustled at

Dimensions above ground 3' high 4 inches

Sketch grooves, letters, figures, or notches, on proper face or edge.

CARDINAL POSITION

DIAGONAL POSITION

1/4		1/4	
S		S	
N	W	S	E

NW	SW	SE	NE

Mound of _____ is located _____

Pits are located _____

Sketch markings of Bearing Trees (or Rocks) in proper box and fill blanks below, giving bearings from Corner to Trees and Distances in Links.

Probably B.T. FIRE BURNT SLIDING OFF			

Species W. PINE
 Diameter 22"
 Bearing N 20° E
 Distance 325 lps

Do you believe this to be a genuine Land Office Corner? _____

If not, why? _____

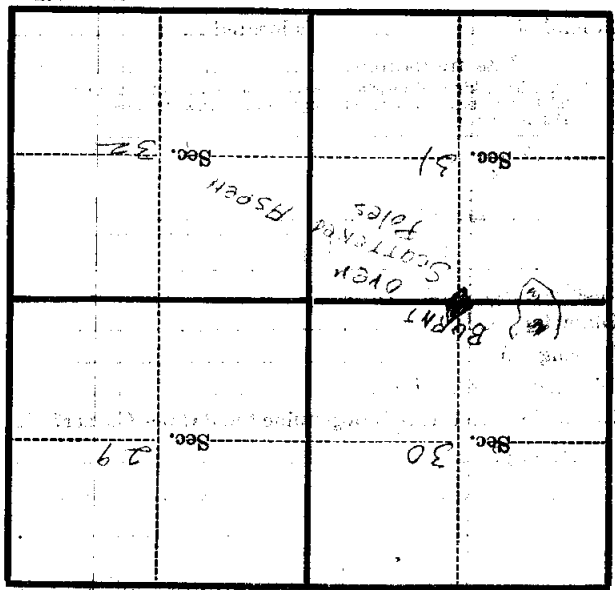
(Signature)

(Date)

(Title)

Corner again.
2 W. PINE SET OFF ALONG IN A ROW

Give any further facts which will aid in finding this
32.5 ft chains distant.
from which this Corner bears S 20° W
side of Tree
tree 32 inches diameter, on the S.W.
Metal Location Poster is on a W. PINE



(Make sketch of topography near Corner)

T. 148 N. R. 29 W. S. 29
Mei

U. S. Department of Agriculture
FOREST SERVICE

Chippewa NATIONAL FOREST

CORNERS OF THE PUBLIC SURVEY

T. 148 N R. 29 W 5th Mer.

1/4 Corner common to Sections
30, and 31

Corner consists of a Iron Post (~~not~~) in place


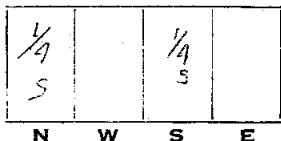
State condition Bad, Five Sear and not tied to ground

Dimensions above ground 3' high 1" inches

Sketch grooves, letters, figures, or notches, on proper face or edge.

CARDINAL POSITION

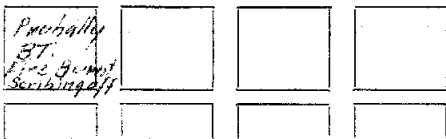
DIAGONAL POSITION



Mound of _____ is located _____

Pits are located _____

Sketch markings of Bearing Trees (or Rocks) in proper box and fill blanks below, giving bearings from Corner to Trees and Distances in Links.



Species W. Pine

Diameter 22"

Bearing N 20° E

Distance 32.5

Do you believe this to be a genuine Land Office Corner? Yes

If not, why? _____

Daniel B. Rose

(Signature)

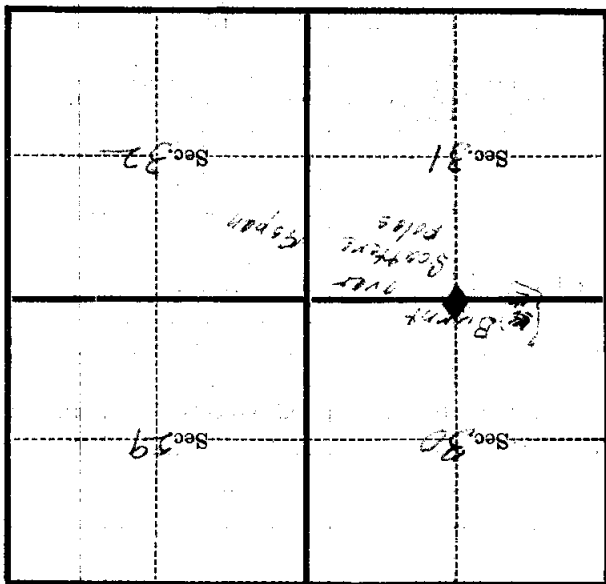
Stimulator

(Title)

Mar 1, 1995

(Date)

Metal Location Poster is on a *W. Pine*
 tree *22* inches diameter, on the *SW*
 side of *1 road*
 from which this Corner bears *52000*
38.51MS ~~bearing~~ distant.
 Give any further facts which will aid in finding this
 Corner again.
Exp. time set all 2/10/32 in 1903.



(Make sketch of topography near Corner)

T. 148 N. R. 20 W. Mer. 574