

U. S. Department of Agriculture
FOREST SERVICE

L-25

Chickamauga NATIONAL FOREST

CORNERS OF THE PUBLIC SURVEY

T. 14 S R. 7 E Mer.

Corner common to Sections
14, 15, and 16

Corner consists of a Flasol (not) in place

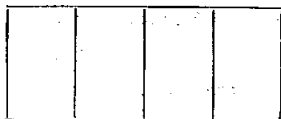
State condition dry

Dimensions above ground 1000 inches


Sketch grooves, letters, figures, or notches, on proper face or edge.

CARDINAL POSITION

DIAGONAL POSITION



N W S E



NW SW SE NE

Mound of _____ is located _____

Pits are located _____

Sketch markings of Bearing Trees (or Rocks) in proper box and fill blanks below, giving bearings from Corner to Trees and Distances in Links.

1/4
sec

1/4
sec

B.T.

B.T.

Species 1/2 pine

Diameter 11"

Bearing S 11° E N 61° W

Distance 175 LINKS 183 LINKS

Do you believe this to be a genuine Land Office Corner? yes

If not, why? _____

Harrison Adams

(Signature)

7/28/25

(Date)

C. C. Davis

(Title)

Corner again.
CORNERS IN CENTER
OF ROAD.

Give any further facts which will aid in finding this

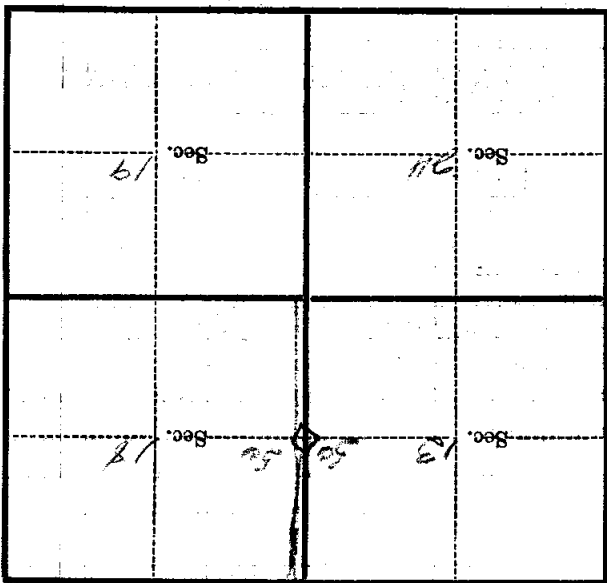
CHAINS distant.

from which this Corner bears EAST

side of POST

3 inches diameter, on the EAST

Metal Location Poster is on a WHITE POST



(Make sketch of topography near Corner)

T. L. S. R. 22 W. 5 T. Mer.

Form 874-9—Revised May, 1918
 U. S. Department of Agriculture
 FOREST SERVICE

L-25

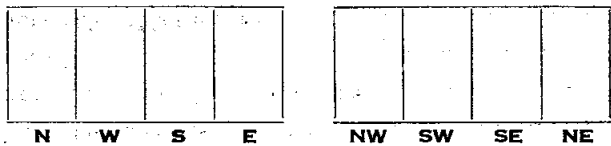
Chippewa NATIONAL FOREST
 CORNERS OF THE PUBLIC SURVEY

T. 148N R. 27W 5th Mer.

1/4 Corner common to Sections
 13, and 18

Corner consists of a placed (not) in place
 State condition By crew


Dimensions above ground _____ inches
 Sketch grooves, letters, figures, or notches, on proper face or edge.



Mound of _____ is located _____

Pits are located _____

Sketch markings of Bearing Trees (or Rocks) in proper box and fill blanks below, giving bearings from Corner to Trees and Distances in Links.



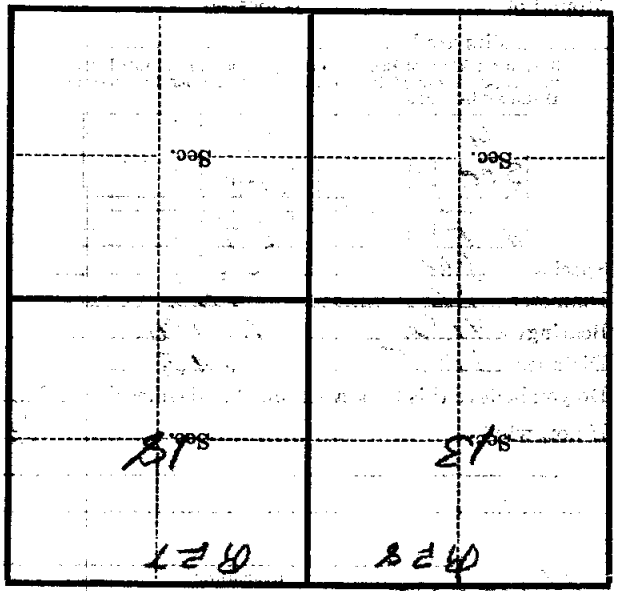
Species	J.P.	J.P.
Diameter	10	16
Bearing	541°E	141°W
Distance	125	143

Do you believe this to be a genuine Land Office Corner? yes
 If not, why? _____

7/25/35 (Date) _____ (Signature)
 _____ (Title)
 3-7304

Faded text at the top of the page, likely containing survey details or a title.

Metal Location Poster is on a tree inches diameter, on the side of
from which this Corner bears chains distant.
Give any further facts which will aid in finding this Corner again.



(Make sketch of topography near Corner)