

521

U. S. Department of Agriculture  
FOREST SERVICE

*Posted*

Chippewa Acq. NATIONAL FOREST

CORNERS OF THE PUBLIC SURVEY

T. 148 N. R. 27 W. 5th Mer.

Section Corner common to Sections

11, 12, 14, and 13.

Corner consists of a Tarrack Post ~~(not)~~ in place

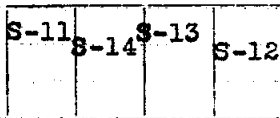

State condition Fair.

Dimensions above ground 28 inches

Sketch grooves, letters, figures, or notches, on proper face or edge.

CARDINAL POSITION

DIAGONAL POSITION



Mound of \_\_\_\_\_ is located \_\_\_\_\_

Pits are located \_\_\_\_\_

Sketch markings of Bearing Trees (or Rocks) in proper box and fill blanks below, giving bearings from Corner to Trees and Distances in Links.

T-148N			
R-27W			
S-11			
B. T.			

Species Spruce

Diameter 8"

Bearing N. 13° W

Distance 42 links

Do you believe this to be a genuine Land Office Corner? **Yes**

If not, why? \_\_\_\_\_

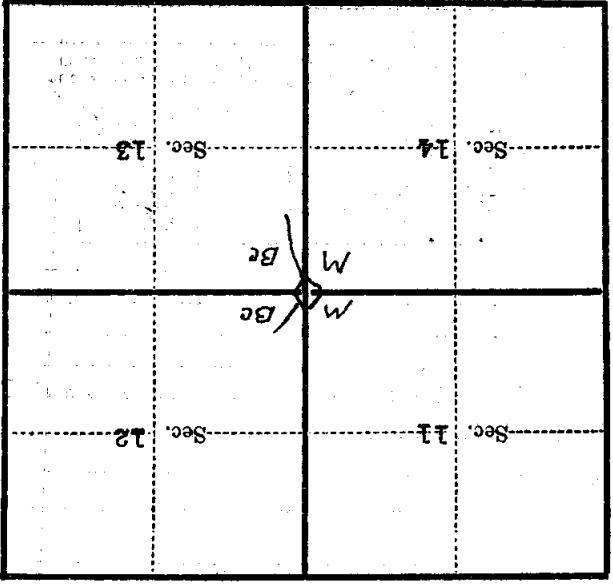
*H. Adams*

(Signature)

1/8/35  
(Date)

Asst. Leader, CCC  
(Title)

Metal Location Poster is on a Balsam tree 3 inches diameter, on the SE side of tree from which this Corner bears S 76° W 0.13 chains distant. Give any further facts which will aid in finding this Corner again.



(Make sketch of topography near Corner)

T. 148 N. R. 27 W. 5th Mer.

U. S. Department of Agriculture  
FOREST SERVICE

5-21

NATIONAL FOREST

CORNERS OF THE PUBLIC SURVEY

T. 148 N. R. 27 W. 5<sup>th</sup> Mer.

Section \_\_\_\_\_ Corner common to Sections  
11, 12, 14, and 13

Corner consists of a Tan Oak Post (not) in place  
State condition Fair

Dimensions above ground 28 inches

Sketch grooves, letters, figures, or notches, on proper face or edge.

CARDINAL POSITION

DIAGONAL POSITION

N	W	S	E

S11	S14	S13	S12
NW	SW	SE	NE

Mound of \_\_\_\_\_ is located \_\_\_\_\_

Pits are located \_\_\_\_\_

Sketch markings of Bearing Trees (or Rocks) in proper box and fill blanks below, giving bearings from Corner to Trees and Distances in Links.

T148N R27W S11			
BT			

Species Shoal

Diameter 8"

Bearing N13°W

Distance .42

Do you believe this to be a genuine Land Office Corner? yes

If not, why? \_\_\_\_\_

Samuel B. Baird  
(Signature)

1-8-35  
(Date)

Samuel B. Baird  
(Title)

-----  
-----  
-----  
-----  
-----  
-----  
-----  
-----  
-----  
-----

Corner again.

Give any further facts which will aid in finding this

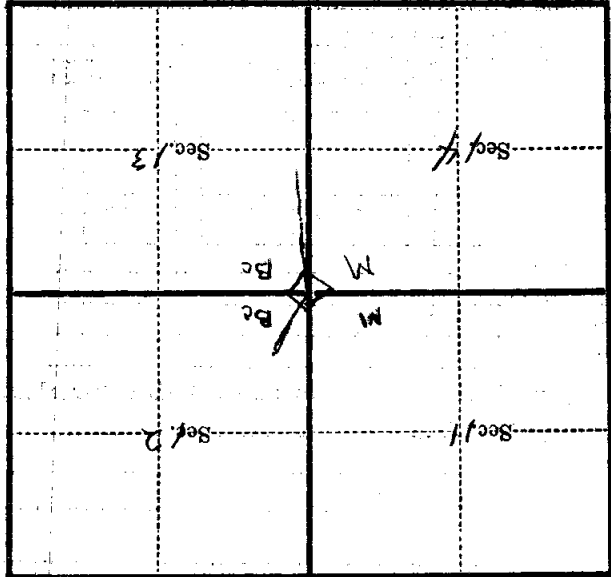
----- chains distant.

from which this Corner bears *S 76° W*

side of *Tree*

tree *3* inches diameter, on the *SE*

Metal Location Poster is on a *Base*



(Make sketch of topography near Corner)

T. R. Mer.