

U. S. Department of Agriculture
FOREST SERVICE

517

Chippewa Co. NATIONAL FOREST

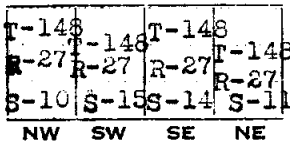
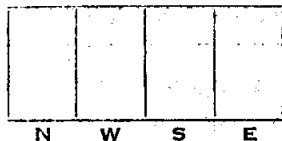
CORNERS OF THE PUBLIC SURVEY

T. 148 N R. 27 W 5th Mer.

Section Corner common to Sections
10, 11, 15, and 14

Corner consists of a post (not in place)
State condition Fair.

Dimensions above ground 18 inches
Sketch grooves, letters, figures, or notches, on proper face or edge.
CARDINAL POSITION DIAGONAL POSITION



Mound of is located

Pits are located

Sketch markings of Bearing Trees (or Rocks) in proper box and fill blanks below, giving bearings from Corner to Trees and Distances in Links.



Species Birch
Diameter 14"
Bearing N 10° W
Distance 17 Links

Do you believe this to be a genuine Land Office Corner? Yes
If not, why?

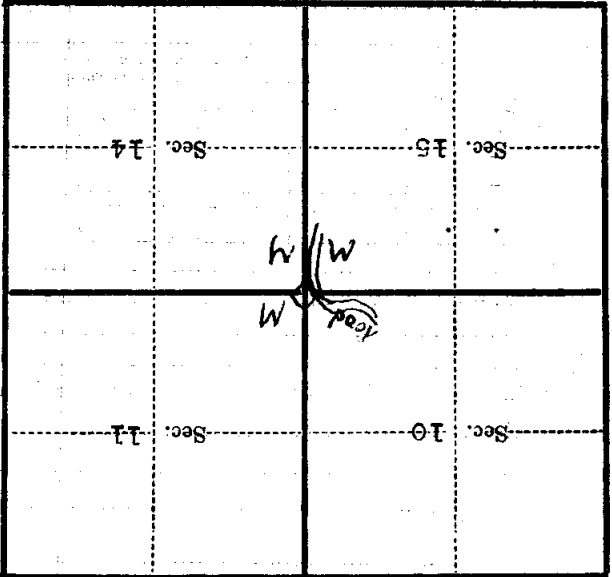
Harrison, Volume
(Signature)

1/8/35
(Date)

Asst. Leader, CCC
(Title)

Corner again.

Give any further facts which will aid in finding this
chains distant.
0
from which this Corner bears South
side of
tree .6 inches diameter, on the
Metal Location Poster is on a post.



(Make sketch of topography near Corner)

U. S. Department of Agriculture
FOREST SERVICE

J-17

NATIONAL FOREST

CORNERS OF THE PUBLIC SURVEY

T. 14N, R. 21W 5TH Mer.

SECTION Corner common to Sections

10, 11, 15, and 14

Corner consists of a POST (not) ~~place~~


State condition POST

Dimensions above ground 1 1/2 inches

Sketch grooves, letters, figures, or notches, on proper face or edge.

CARDINAL POSITION

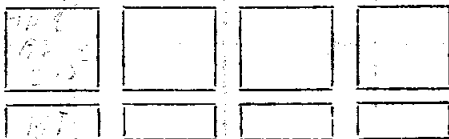
DIAGONAL POSITION



Mound of _____ is located _____

Pits are located _____

Sketch markings of Bearing Trees (or Rocks) in proper box and fill blanks below, giving bearings from Corner to Trees and Distances in Links.



Species 1212

Diameter 121

Bearing 710

Distance 121

Do you believe this to be a genuine Land Office Corner? Yes

If not, why? _____

(Signature)

(Date)

(Title)

46

Corner again.

Give any further facts which will aid in finding this

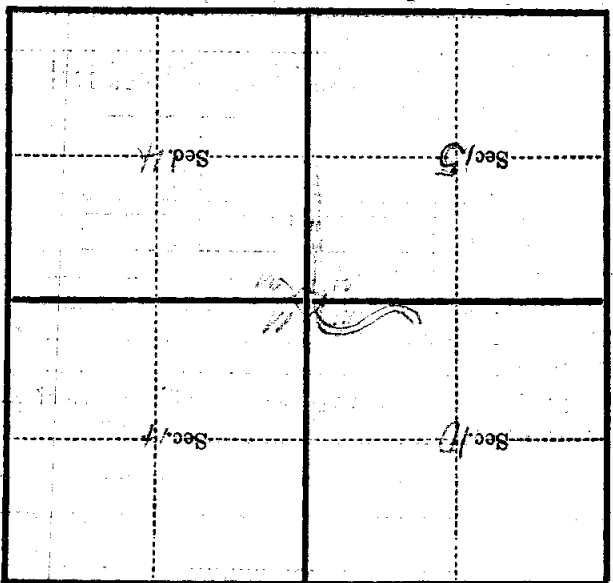
chains distant.

from which this Corner bears SOUTH

side of

tree 6 inches diameter, on the

Metal Location Poster is on a POST



(Make sketch of topography near Corner)

T. 118 N. R. 27 W. Mer.

4-17