

U. S. Department of Agriculture

FOREST SERVICE

V-9

Chippewa NATIONAL FOREST

CORNERS OF THE PUBLIC SURVEY

T. 148N R. 27W 5th Mer.

Section Corner common to Sections 29, 28, 32, and 33

Corner consists of a NO Cor (not) in place



State condition \_\_\_\_\_

Dimensions above ground \_\_\_\_\_ inches

Sketch grooves, letters, figures, or notches, on proper face or edge.

CARDINAL POSITION

DIAGONAL POSITION



N W S E

NW SW SE NE

Mound of \_\_\_\_\_ is located \_\_\_\_\_

Pits are located \_\_\_\_\_

Sketch markings of Bearing Trees (or Rocks) in proper box and fill blanks below, giving bearings from Corner to Trees and Distances in Links.

NW  
24'

SW  
30'

SE  
24'

NE  
24'

\_\_\_\_\_

\_\_\_\_\_

\_\_\_\_\_

\_\_\_\_\_

Species Post Post Post Post

Diameter \_\_\_\_\_

Bearing \_\_\_\_\_

Distance \_\_\_\_\_

Do you believe this to be a genuine Land Office Corner? Y

If not, why? \_\_\_\_\_

Ray Nelson

(Signature)

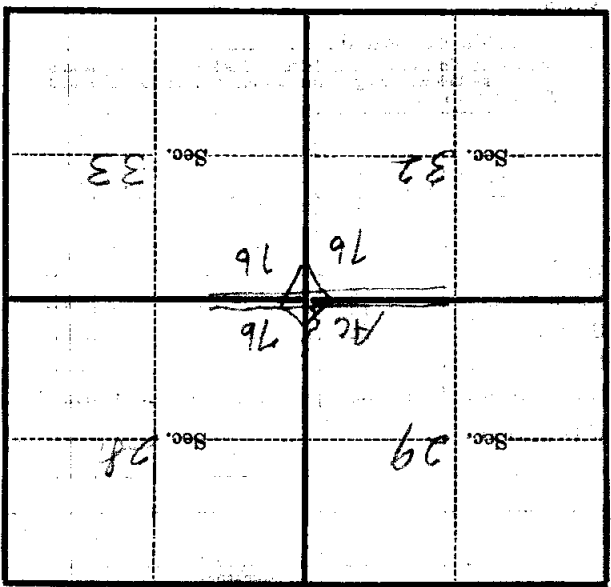
Chapman Party

(Title)

3/27/35

(Date)

Metal Location Poster is on a REGULAR POST  
 inches diameter, on the NORTH  
 side of SECTION 32  
 from which this Corner bears 26 1/4 chains distant.  
 Give any further facts which will aid in finding this  
 Corner again.



(Make sketch of topography near Corner)

T. 14 N. R. 27 W. S. 5 Mer.

U. S. Department of Agriculture  
FOREST SERVICE

79

Chippewa NATIONAL FOREST

CORNERS OF THE PUBLIC SURVEY

T. 148N R. 27W 5th Mer.

Section Corner common to Sections

29, 28, 32, and 33

Corner consists of a (not) in place


State condition

Dimensions above ground inches


Sketch grooves, letters, figures, or notches, on proper face or edge.

CARDINAL POSITION

DIAGONAL POSITION



N W S E



NW SW SE NE

Mound of is located

Pits are located

Sketch markings of Bearing Trees (or Rocks) in proper box and fill blanks below, giving bearings from Corner to Trees and Distances in Links.

NW 24'	SW 30'	SE 24'	NE 24'

Species White posts

Diameter

Bearing

Distance

Do you believe this to be a genuine Land Office Corner? Yes

If not, why?

Roy Nelson  
(Signature)

Chief of Party.

(Title)

3/27/35

(Date)

