

U. S. Department of Agriculture  
FOREST SERVICE

*Posted*  
*E1*

NATIONAL FOREST

CORNERS OF THE PUBLIC SURVEY

T. 148 N R. 26 W 5th Mer.


Section 12, 7, 6, and 1  
Corner common to Sections

Corner consists of a Steel pipe (not) in place  
State condition Wood stake by pipe rotted off


Dimensions above ground Steel pipe (three inches)

Sketch grooves, letters, figures, or notches, on proper face or edge.

CARDINAL POSITION



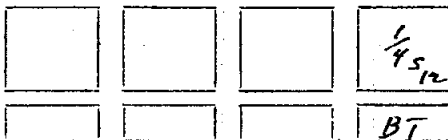
DIAGONAL POSITION



Mound of \_\_\_\_\_ is located \_\_\_\_\_

Pits are located \_\_\_\_\_

Sketch markings of Bearing Trees (or Rocks) in proper box and fill blanks below, giving bearings from Corner to Trees and Distances in Links.



Species Aspen snag (8 ft. high)

Diameter 14 inches

Bearing S 48° W

Distance 64 links

Do you believe this to be a genuine Land Office Corner? Yes

If not, why? \_\_\_\_\_

Herbert C Norman  
(Signature)

9-20-34  
(Date)

Tech. Foreman  
(Title)