

U. S. Department of Agriculture
FOREST SERVICE

FG 19

Chippewa NATIONAL FOREST

CORNERS OF THE PUBLIC SURVEY

T. 147 R. 27 5th Mer.

MC Corner common to Sections
8, and 9.

Corner consists of a Iron pipe (~~not~~) in place
State condition new.

Dimensions above ground 1" — 27 inches
Sketch grooves, letters, figures, or notches, on proper face or edge.

CARDINAL POSITION

DIAGONAL POSITION

N	W	S	E

NW	SW	SE	NE

Mound of _____ is located _____

Pits are located _____

Sketch markings of Bearing Trees (or Rocks) in proper box and fill blanks below, giving bearings from Corner to Trees and Distances in Links.

<u>S-9</u>	<u>S-8</u>		
<u>B.T</u>	<u>B.T</u>		

Species Jam. Jam.
 Diameter 8" 8"
 Bearing N. 64° E S. 60° W
 Distance 7' 43'

Do you believe this to be a genuine Land Office Corner? yes
If not, why? _____

(Signature)

1936
(Date)

(Title)

Corner again.

Give any further facts which will aid in finding this

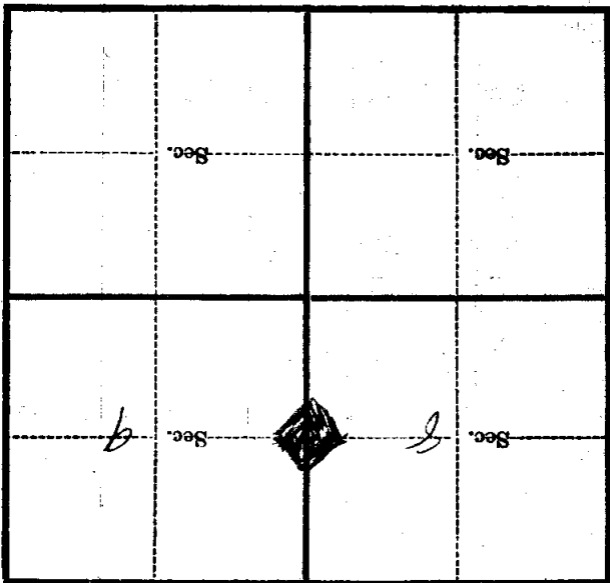
chains distant.

from which this Corner bears

side of

tree inches diameter, on the

Metal Location Poster is on a



(Make sketch of topography near Corner)

T. 147 R. 27 Mer. 5

U. S. Department of Agriculture

FOREST SERVICE

Chippewa NATIONAL FOREST

F-9-9

CORNERS OF THE PUBLIC SURVEY

T. 147 R. 27 5th Mer.

M.C.

Corner common to Sections

8, and 9.

Corner consists of a Iron pipe (not) in place


State condition new.

Dimensions above ground 1" - 27. inches

Sketch grooves, letters, figures, or notches, on proper face or edge.

CARDINAL POSITION

DIAGONAL POSITION



N W S E



NW SW SE NE

Mound of is located

Pits are located

Sketch markings of Bearing Trees (or Rocks) in proper box and fill blanks below, giving bearings from Corner to Trees and Distances in Links.



Species Jam. Jam.

Diameter 8" 8"

Bearing N. 64° E S. 60° W

Distance 7" .43

Do you believe this to be a genuine Land Office Corner? Yes.

If not, why?

(Signature)

1936

(Date)

(Title)

Corner again.

Give any further facts which will aid in finding this

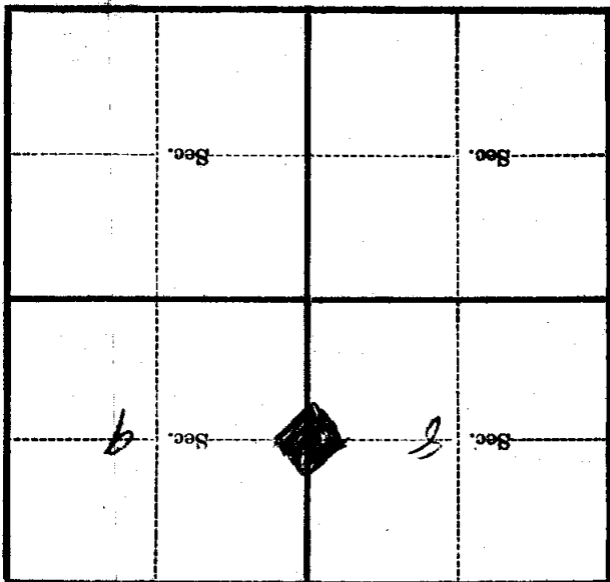
chains distant.

from which this Corner bears

side of

tree inches diameter, on the

Metal Location Poster is on a



(Make sketch of topography near Corner)

T. 147 R. 27 Mer. 5-24