

U. S. Department of Agriculture
FOREST SERVICE

N17

Chippewa NATIONAL FOREST

CORNERS OF THE PUBLIC SURVEY

T. 147 R. 22 5th Mer.
Sec. Corner common to Sections

14, 15, 22, and 23

Corner consists of a Square tree (not) in place

State condition old s. r. a g

Dimensions above ground 36" inches

Sketch grooves, letters, figures, or notches, on proper face or edge.

CARDINAL POSITION

DIAGONAL POSITION



N W S E




NW SW SE NE

Mound of _____ is located _____

Pits are located _____

Sketch markings of Bearing Trees (or Rocks) in proper box and fill blanks below, giving bearings from Corner to Trees and Distances in Links.



Species Turn Dead Turn

Diameter 6" 5"

Bearing S. 26 E N. 64 E

Distance 49 lks 50 lks

Do you believe this to be a genuine Land Office Corner? Yes.

If not, why? _____

J. P. Honola

(Signature)

Tech. Foreman

(Title)

5/18/35

(Date)

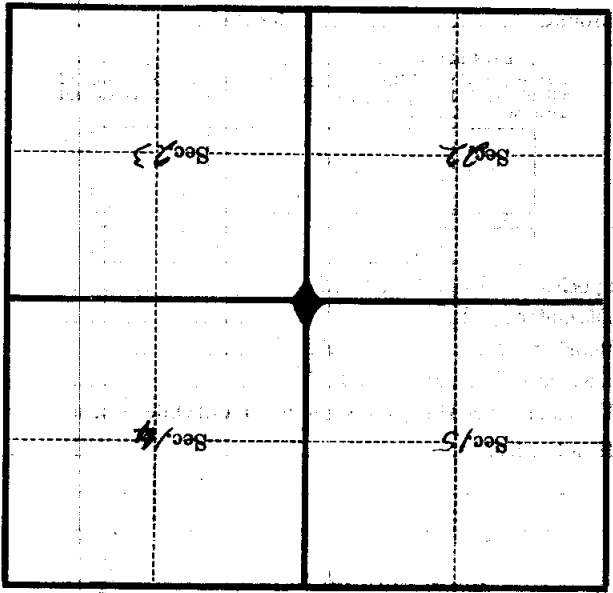
1934

CONTRACT NO. 17115-2-1934

Corner again.
Cox is 12.5 chs. S. of road No. 474. Cox is in a Spruce, Cedar and Tam. Swamp

Metal Location Poster is on a tree inches diameter, on the side of from which this Corner bears chains distant.
Give any further facts which will aid in finding this

Not posted



(Make sketch of topography near Corner)

T. 147 R. 27 S. 5th Mer.

Form 874-9—Revised May, 1918
 U. S. Department of Agriculture
 FOREST SERVICE

N-17

Chippewa NATIONAL FOREST
 CORNERS OF THE PUBLIC SURVEY

T. 147 N R. 27 W 5th Mer.

Section Corner common to Sections

15, 14, 22, and 23 ~~tree~~ ~~(comp)~~

Corner consists of a 6" square ~~(set)~~ in place



State condition old snag

Dimensions above ground? 36" inches

Sketch grooves, letters, figures, or notches, on proper face or edge.

CARDINAL POSITION


DIAGONAL POSITION



Mound of _____ is located _____

Pits are located _____

Sketch markings of Bearing Trees (or Rocks) in proper box and fill blanks below, giving bearings from Corner to Trees and Distances in Links.



Species Tamarac ^{Dead} Tamarac

Diameter 5" 5"

Bearing S-26°E N-54°E

Distance 49 links 52 links

Do you believe this to be a genuine Land Office Corner? Yes

If not, why? _____

J.P. Jamala
 (Signature)

Technical Foreman
 (Title)

(Date)

6086

Corner of 12.5 chains South
of Road No. 474 Corner is
in a spruce, cedar, hemlock
grove

Corner again.

Give any further facts which will aid in finding this


chains distant.

from which this Corner bears

side of

tree inches diameter, on the

Metal Location Poster is on a not posted



(Make sketch of topography after Corner)

Mer

R

T

U. S. Department of Agriculture
FOREST SERVICE

N-17

Chippewa NATIONAL FOREST

CORNERS OF THE PUBLIC SURVEY

T. 147N R. 27W 5th Mer.

SECTION Corner common to Sections

15, 14, 22, and 23

Corner consists of a Concrete Monument in place

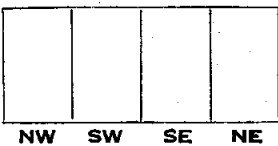
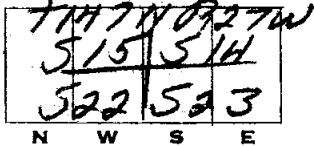
State condition Just Erected

Dimensions above ground 6"-24"-20" inches

Sketch grooves, letters, figures, or notches, on proper face or edge.

CARDINAL POSITION


DIAGONAL POSITION



Mound of _____ is located _____

Pits are located _____

Sketch markings of Bearing Trees (or Rocks) in proper box and fill blanks below, giving bearings from Corner to Trees and Distances in Links.



Species T2m T2m

Diameter 4" 4"

Bearing N76 1/2° E 52 1/4° E

Distance 42 46

Do you believe this to be a genuine Land Office Corner? Yes

If not, why? _____

(Signature)

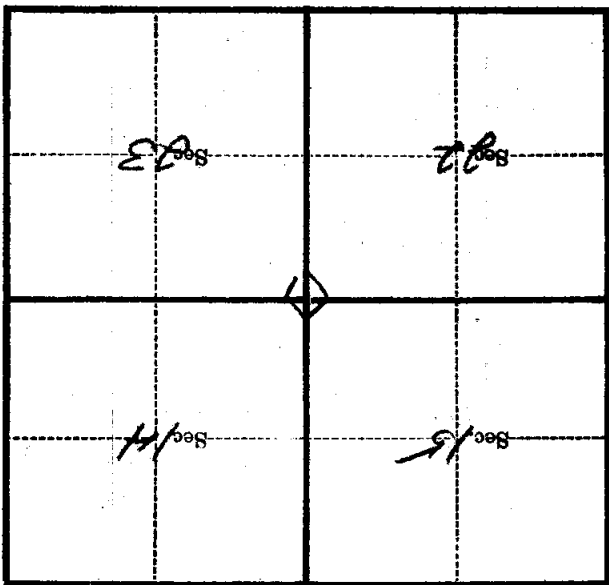
1936
(Date)

(Title)

60

Metal Location Poster is on a tree _____ inches diameter, on the _____ side of _____ from which this Corner bears _____ chains distant.

Give any further facts which will aid in finding this Corner again.



(Make sketch of topography near Corner)

T. 147 N. R. 27 W. 5th Mer.

U. S. Department of Agriculture
FOREST SERVICE

Chippewa NATIONAL FOREST

N-17

CORNERS OF THE PUBLIC SURVEY

T. 147N R. 27W 5th Mer.

Section Corner common to Sections
15, 14, 22, and 23

Corner consists of a Concrete Monument in place


State condition Just Erected

Dimensions above ground 6"-24"-20" inches

Sketch grooves, letters, figures, or notches, on proper face or edge.

CARDINAL POSITION

DIAGONAL POSITION




N W S E

NW SW SE NE

Mound of _____ is located _____

Pits are located _____

Sketch markings of Bearing Trees (or Rocks) in proper box and fill blanks below, giving bearings from Corner to Trees and Distances in Links.



Species 2m 2m

Diameter 4" 4"

Bearing N76 1/2° E 52 1/4° E

Distance 42 46

Do you believe this to be a genuine Land Office Corner? Yes
If not, why? _____

(Signature)

1936
(Date)

(Title)

60

Corner again.

Give any further facts which will aid in finding this

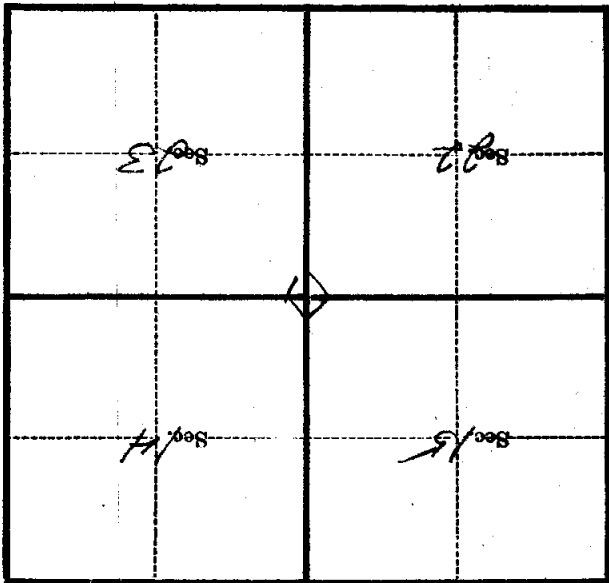
chains distant.

from which this Corner bears

side of

tree inches diameter, on the

Metal Location Poster is on a



(Make sketch of topography near Corner)

T. 147 N. R. 27 W. 5th Mer.

U. S. Department of Agriculture
FOREST SERVICE

N-17

Chippewa NATIONAL FOREST

CORNERS OF THE PUBLIC SURVEY

T. 147N, R. 27W 046 Mer.

Section Corner common to Sections
15, 14, 22, and 23

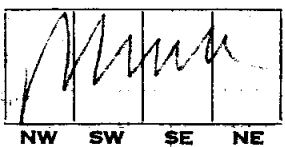
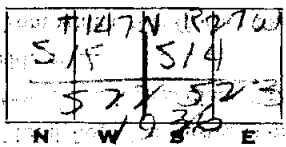
Corner consists of a Con. Mon. (not) in place
State condition in E

Dimensions above ground 6x24x20 inches

Sketch grooves, letters, figures, or notches, on proper face or edge.

CARDINAL POSITION

DIAGONAL POSITION



Mound of _____ is located _____

Pits are located _____

Sketch markings of Bearing Trees (or Rocks) in proper box and fill blanks below, giving bearings from Corner to Trees and Distances in Links.



Species Tam Tam

Diameter 4" 4"

Bearing N 76° E S 75° E

Distance 42 45

Do you believe this to be a genuine Land Office Corner? Yes

If not, why? _____

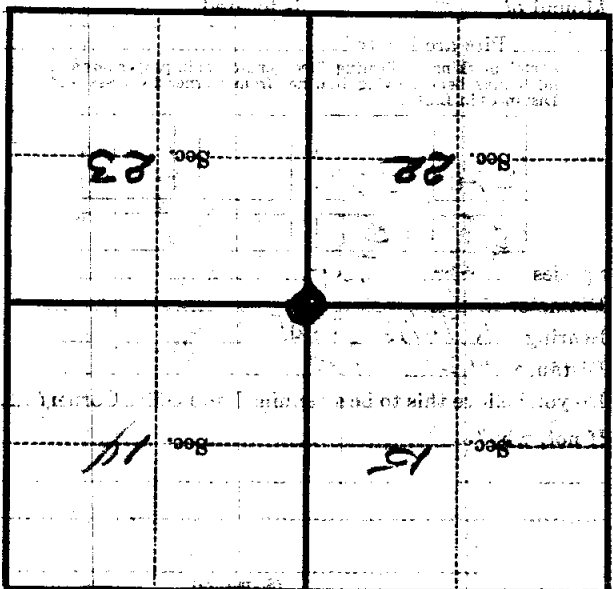
(Signature)

(Date)

(Title)

60

(Make sketch of topography near Corner)



Metal Location Poster is on a

tree inches diameter, on the

side of

from which this Corner bears

chains distant.

Give any further facts which will aid in finding this

Corner again.

CORNERS OF THE PUBLIC SURVEY

UNITED STATES DEPARTMENT OF THE INTERIOR
 BUREAU OF LAND MANAGEMENT
 WASHINGTON, D. C. 20250