

U. S. Department of Agriculture  
FOREST SERVICE

Chippewa NATIONAL FOREST

CORNERS OF THE PUBLIC SURVEY

T. 146N R. 29W 6th Mer.

N 1/16

Corner common to Sections

19 and 20

Corner of a ~~Section~~ ~~Cap~~ ~~range~~ ~~in~~ ~~the~~ ~~State~~


State condition good

Dimensions above ground 18 inches

Sketch grooves, letters, figures, or notches, on proper face of edge.

CARDINAL POSITION

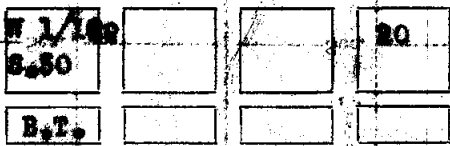
DIAGONAL POSITION



Mound of ~~stone~~ is located

Pits are located N 20W N 20E

Sketch markings of Bearing Trees (or Rocks) in proper box and fill blanks below, giving bearings from Corner to Trees and Distances in Links.



Species Aspen

Diameter 2 1/2

Bearing 335W

Distance 2.25 ch

Do you believe this to be a genuine Land Office Corner? Yes

~~Surveyor's Book facing wrong direction~~

Harold Hansen

(Signature)

APRIL 1, 1927

100

12

277

of Mississippi

Corner located in Meadow 6 inch was  
Corner again.

Give any further facts which will aid in finding this  
chain distant.

2.25

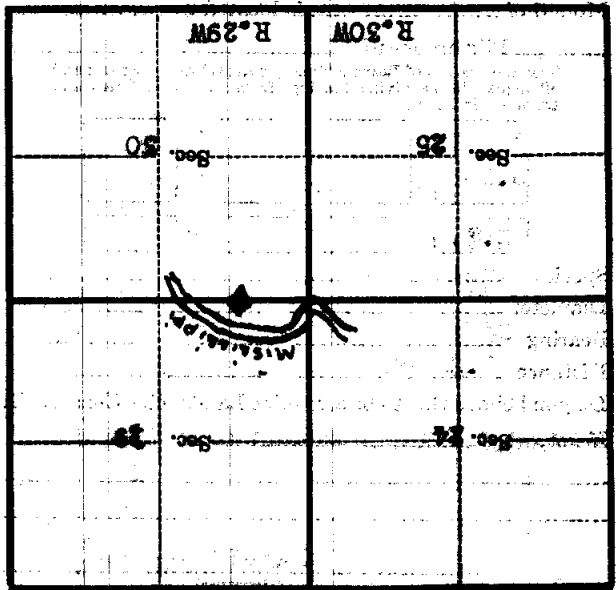
from which this Corner bears

S32W

side of trees

tree 7 inches diameter, on the North East

Metal Location Poster is on a Aspen



(Make sketch of topography near Corner)

U. S. Department of Agriculture  
FOREST SERVICE

Chippewa NATIONAL FOREST

CORNERS OF THE PUBLIC SURVEY

T. 146N R. 29W 5th Mer.

W 1/16

Corner common to Sections

19, and 30

Corner consists of a Metal Cap (~~not~~) in place

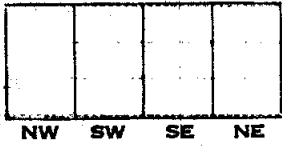
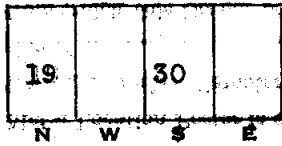
State condition good

Dimensions above ground 18 inches

Sketch grooves, letters, figures, or notches, on proper face or edge.

CARDINAL POSITION

DIAGONAL POSITION



Found of \_\_\_\_\_ is located \_\_\_\_\_

Pits are located \_\_\_\_\_

Sketch markings of Bearing Trees (or Rocks) in proper box and fill blanks below, giving bearings from Corner to Trees and Distances in Links.

W 1/16  
S.30



B.T.



Species Aspen

Diameter 7"

Bearing S33W

Distance 2.23 ch

Do you believe this to be a genuine Land Office Corner? Yes

~~Not a~~ cap facing wrong direction

Harold Hennes  
(Signature)

April 1, 1937

(Date)

(Title)

2 11

1911

COMMISSION OF THE INTERIOR

Corner again.

Give any further facts which will aid in finding this

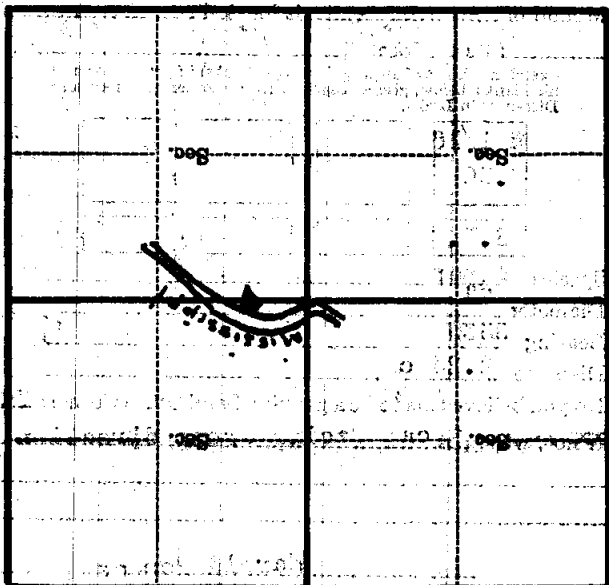
obtain distant

from which this Corner bears

side of

tree inches diameter, on the

Metal Location Poster is on a



(Make sketch of topography near Corner)