

U. S. Department of Agriculture
FOREST SERVICE

R-9

Chippewa NATIONAL FOREST

CORNERS OF THE PUBLIC SURVEY

T. 146 N. R. 26 W. 5th Mer.


Section Corner common to Sections
20, 21, 29, and 28

Corner consists of a Cor. in Road (not) in place
State condition

Dimensions above ground inches
Sketch grooves, letters, figures, or notches, on proper face or edge.

CARDINAL POSITION

DIAGONAL POSITION



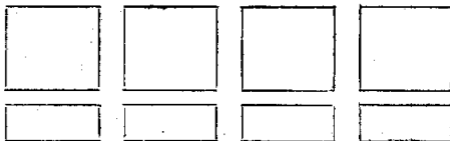
N W S E

NW SW SE NE

Mound of is located

Pits are located

Sketch markings of Bearing Trees (or Rocks) in proper box and fill blanks below, giving bearings from Corner to Trees and Distances in Links.



Species

Diameter

Bearing

Distance

Do you believe this to be a genuine Land Office Corner? No

If not, why? No Mts. Could Be Found

Walter Habel

(Signature)

Leader

(Title)

10/25/38
(Date)

Corner again.

Give any further facts which will aid in finding this


chains distant. 7768

from which this Corner bears 5720

side of CORNER

tree 10 inches diameter, on the west

Metal Location Poster is on a SPENCE



(Make sketch of topography near Corner)

T. L. VAN R. 26 W 6th Mer.

U. S. Department of Agriculture
FOREST SERVICE

R-9

~~Chippewa~~ NATIONAL FOREST

CORNERS OF THE PUBLIC SURVEY

T. 146N R. 26W 5th Mer.

SECTION Corner common to Sections
20, 21, 29, and 25

Corner consists of a — — — (not) in place
State condition COR. IN ROAD

Dimensions above ground — — — inches

Sketch grooves, letters, figures, or notches, on proper face or edge.

CARDINAL POSITION

DIAGONAL POSITION

N W S E

NW SW SE NE

Mound of is located

Pits are located

Sketch markings of Bearing Trees (or Rocks) in proper box and fill blanks below, giving bearings from Corner to Trees and Distances in Links.

Species

Diameter

Bearing

Distance

Do you believe this to be a genuine Land Office Corner? No


If not, why? No. B.T. could be found

Walter H. Glabe
(Signature)

1/25/25
(Date)

Leader
(Title)

Metal Location Poster is on a **5 paces**
 tree $\frac{1}{2}$ inches diameter, on the **west**
 side of **CORNER**
 from which this Corner bears
STW
72 like other distant
 (1) Give any further facts which will aid in finding this
 Corner again.



(Shows sketch of topography near Corner)