

U. S. Department of Agriculture
FOREST SERVICE

Chippewa NATIONAL FOREST

CORNERS OF THE PUBLIC SURVEY

T. 145 R. 26 & 27 5th Mer.

1/4 Corner common to Sections
31, and 36

Corner consists of a Woods stake (not) in place
State condition Rotten at ground line

Dimensions above ground 24 inches

Sketch grooves, letters, figures, or notches, on proper face or edge.

CARDINAL POSITION

DIAGONAL POSITION

<u>1/4</u>		<u>1/4</u>	
<u>S</u>		<u>S</u>	
N	W	S	E

NW	SW	SE	NE

Mound of _____ is located _____

Pits are located _____

Sketch markings of Bearing Trees (or Rocks) in proper box and fill blanks below, giving bearings from Corner to Trees and Distances in Links.

<u>1/4</u> <u>S</u>			

Species J. P.

Diameter 12"

Bearing W.

Distance _____

Do you believe this to be a genuine Land Office Corner? Yes

If not, why? _____

H. A. Brills

(Signature)

Chief of Party

(Title)


1/15/33
(Date)

CORNERS OF THE PUBLIC SURVEY

ON SOLELY MATHEMATICAL FOREST

E. S. M. 2nd line 9.16 chs.
S. Blazed line N. S.

Corner again.
Give any further facts which will aid in finding this
chains distant.
From which this Corner bears
side of
tree
inches diameter, on the
Metal Location Poster is on a
No. 25



(Make sketch of topography near Corner)

U. S. Department of Agriculture

FOREST SERVICE

Chippewa NATIONAL FOREST

CORNERS OF THE PUBLIC SURVEY

T. 14 S R. 26 E 27 5 Mer.

1/4 Corner common to Sections 31 and 36


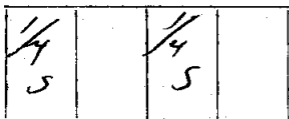
Corner consists of a Wooden stake (not) in place State condition Totteret ground line

Dimensions above ground 24 inches.

Sketch grooves, letters, figures, or notches, on proper face or edge.

CARDINAL POSITION

DIAGONAL POSITION



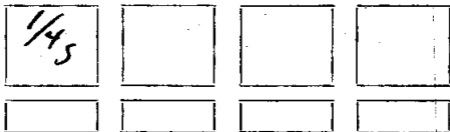
N W S E

NW SW SE NE

Mound of is located

Pits are located

Sketch markings of Bearing Trees (or Rocks) in proper box and fill blanks below, giving bearings from Corner to Trees and Distances in Links.



Species 22 1/2

Diameter 12"

Bearing N.V.

Distance

Do you believe this to be a genuine Land Office Corner? Yes

If not, why?

H. A. Brill

(Signature)

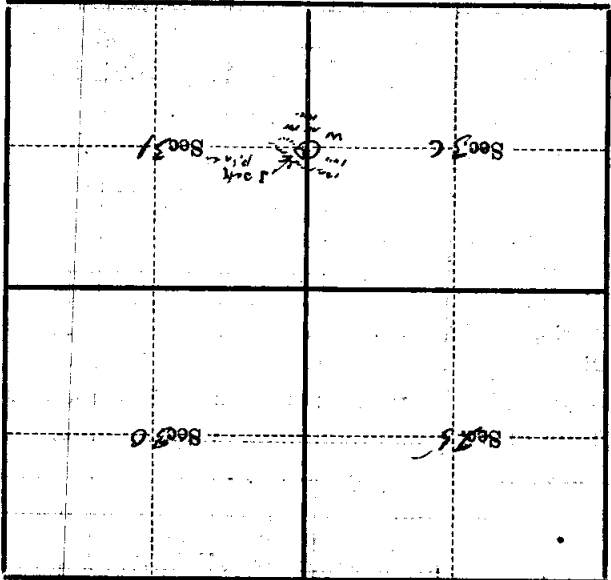
Chief of Party

(Title)

1/15/33 (Date)

Corner again.
F.S.M. on S. line 9.76 obs.
S Blackd Line N.S.

Give any further facts which will aid in finding this
chains distant.
from which this Corner bears
side of
tree inches diameter, on the
Metal Location Poster is on a No 42



(Make sketch of topography near Corner)