

*already
Posted*

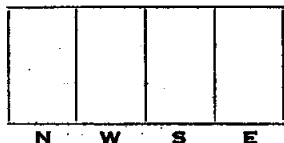
Form 874-9—Revised May, 1918
U. S. Department of Agriculture
FOREST SERVICE

Chippewa NATIONAL FOREST
CORNERS OF THE PUBLIC SURVEY

T. 144 R. 29 Mer. 5th
Section Corner common to Sections
1, 2, and

Corner consists of a Iron pipe (not) in place
State condition Good

Dimensions above ground _____ inches
Sketch grooves, letters, figures, or notches, on proper face or edge.
CARDINAL POSITION DIAGONAL POSITION



Mound of _____ is located _____

_____ Pits are located _____

Sketch markings of Bearing Trees (or Rocks) in proper box and fill blanks below, giving bearings from Corner to Trees and Distances in Links.



Species Cedar Birch
Diameter 16" 12"
Bearing S.W. S.E.
Distance 35' 27'

Do you believe this to be a genuine Land Office Corner? Yes
If not, why? _____

(Signature)

(Date)

(Title)

A-21

(Make sketch of topography near Corner)

<p>Sec. 1</p>	<p>Sec. 2</p>
<p>Sec. 3</p>	<p>Sec. 4</p>

Metal Location Poster is on a

tree inches diameter, on the

side of

from which this Corner bears

chains distant

Give any further facts which will aid in finding this

Corner again.

UNITED STATES GEOLOGICAL SURVEY
 DEPARTMENT OF THE INTERIOR
 BUREAU OF LAND MANAGEMENT
 NATIONAL MONUMENTS SERVICE
 WASHINGTON, D. C. 20242

Form 874-9—Revised May, 1918
 U. S. DEPARTMENT OF AGRICULTURE
 FOREST SERVICE

posted

Chippewa NATIONAL FOREST

CORNERS OF THE PUBLIC SURVEY

T. 144N R. 29W 5th Mer.

Sec. Corner common to Sections
2, 1, and

Corner consists of a Grass pipe wellhead (not) in place
 State condition (Orig. data also in) good

Dimensions above ground 12 inches.
 Sketch grooves, letters, figures, or notches, on proper face or edge.

CARDINAL POSITION

DIAGONAL POSITION

AP 36	2		1
N	W	S	E

NW	SW	SE	NE

Mound of _____ is located _____

_____ Pits are located _____

Sketch markings of Bearing Trees (or Rocks) in proper box and fill blanks below, giving bearings from Corner to Trees and Distances in Links.

T144N
 R29W
 S1

T145N
 R29W
 S36

T144N
 R29W
 S2

BT

BT

BT

Species W. Birch

Cedar

Cedar

Diameter 11"

17"

20"

Bearing S36E

N80E

S5W

Distance 30'

15'

40'

Do you believe this to be a genuine Land Office Corner? Yes

If not, why? _____

D. P. Powers

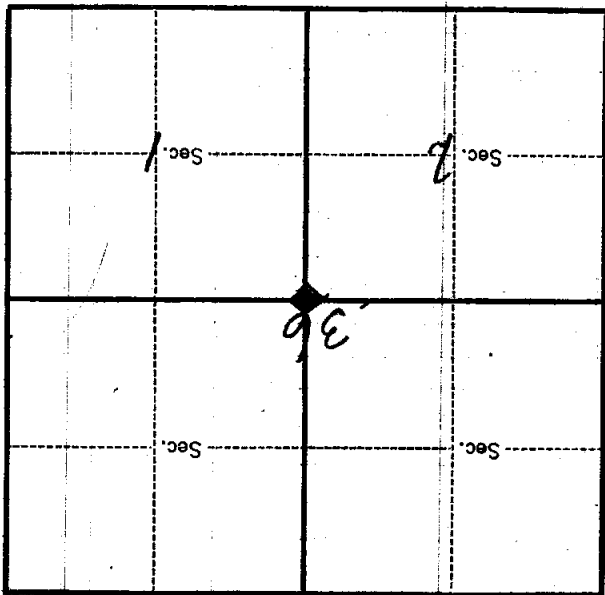
Signature.

1/2/31
 Date.

Estimator
 Title. A-21 8-3027

(Make sketch of topography near Corner.)

T. 144 + 145 N. R. 29 W. S. 24 Mer.



Metal Location Poster is on a

tree --- inches diameter, on the

side of

from which this Corner bears

chains distant.

Give any further facts which will aid in finding this

Corner again.

Marked by [unclear]

Does not form corner
of 36 - no. 11. 1/2 of sec. 36

Diag. of sec. 36
of 36 - no. 11. 1/2 of sec. 36

Form 874-9—Revised May, 1918
U. S. Department of Agriculture
FOREST SERVICE

*Copied
&
Bound
7/6*

----- NATIONAL FOREST
CORNERS OF THE PUBLIC SURVEY

T. 144 R. 29 5 Mer.

1/4 Corner common to Sections

-----, -----, 1, and 2
Corner consists of a 4" Cedar Stake (not) in place

State condition -----

Dimensions above ground ----- inches

Sketch grooves, letters, figures, or notches, on proper face or edge.

CARDINAL POSITION

DIAGONAL POSITION

--	--	--	--

N W S E

--	--	--	--

NW SW SE NE

Mound of ----- is located -----

----- Pits are located -----

Sketch markings of Bearing Trees (or Rocks) in proper box and fill blanks below, giving bearings from Corner to Trees and Distances in Links.

Species -----

Diameter -----

Bearing -----

Distance -----

Do you believe this to be a genuine Land Office Corner? -----

If not, why? -----

(Signature)

(Date)

8-7324

(Title)

A-21

Faint, illegible text at the top of the page, possibly bleed-through from the reverse side.

Branch 12" diameter on level

Leaf 2 1/4" diameter on leaf

Corner again.


Give any further facts which will aid in finding this
chain distant.

from which this Corner bears

side of

tree inches diameter, on the

Metal Location Poster is on a



(Make sketch of topography near Corner)

U. S. Department of Agriculture
FOREST SERVICE

Chippewa NATIONAL FOREST
CORNERS OF THE PUBLIC SURVEY

T. 144 R. 29 Mer.

Section Corner common to Sections

Corner consists of a wood post & iron pipe (not) in place

State condition good

Dimensions above ground pipe - 8 in post - 4 1/2 inches

Sketch grooves, letters, figures, or notches, on proper face or edge.

CARDINAL POSITION DIAGONAL POSITION

S					S	S
30					2	1
N	W	E		NE	SW	SE

Sketch: A circle with 'A.P.' in the center, '52/S1' below it, and 'N', 'E', 'S', 'W' around the perimeter. A line labeled 'pipe' points to the center.

Mound of pipe is located

Pits are located

Sketch markings of Bearing Trees (or Rocks) in proper box and fill blanks below, giving bearings from Corner to Trees and Distances in Links.

T. 144		T. 144	
R. 29		R. 29	
51		3.2	
B.T.		B.T.	

Species Birch Cedar

Diameter 8 in 18 in

Bearing S 32° E S 10° W

Distance 45 lks. 64 lks.

Do you believe this to be a genuine Land Office Corner? yes

If not, why?

A. Friesen
(Signature)

1/16/36
(Date)

(Title) A-21

Blank lined area for notes at the top of the page.

Corner again.

Give any further facts which will aid in finding this


0.25' obains distant.

from which this Corner bears N. 39 E

side of Tree

tree 6 inches diameter, on the N-E

Metal Location Poster is on a Put up F L M



(Make sketch of topography near Corner)

U. S. Department of Agriculture
FOREST SERVICE

NATIONAL FOREST

CORNERS OF THE PUBLIC SURVEY

T. 144 R. 29 5th Mer.

Section Corner common to Sections
1, 2, and

Corner consists of a Iron pipe (not) in place

State condition Good

Dimensions above ground _____ inches

Sketch grooves, letters, figures, or notches, on proper face or edge.

CARDINAL POSITION

DIAGONAL POSITION



N W S E



NW SW SE NE

Mound of _____ is located _____

Pits are located _____

Sketch markings of Bearing Trees (or Rocks) in proper box and fill blanks below, giving bearings from Corner to Trees and Distances in Links.

T
144
R
29

52

Species Cedar Birch

Diameter 16" 12"

Bearing SW SE

Distance 35' 27'

Do you believe this to be a genuine Land Office Corner? Yes

If not, why? _____

(Signature)

(Date)

(Title)

