

U. S. Department of Agriculture

FOREST SERVICE

L-13

Chippewa

NATIONAL FOREST

P. 12

CORNERS OF THE PUBLIC SURVEY

T. 144 N R. 28 W 5th Mer.

1/4 section Corner common to Sections 16, 15, and

Corner consists of a live birch (not) in place


State condition excellent

Dimensions above ground 7" dbh - 30' high inches.


Sketch grooves, letters, figures, or notches, on proper face or edge.

CARDINAL POSITION

DIAGONAL POSITION



N W S E



NW SW SE NE

Mound of is located

Pits are located

Sketch markings of Bearing Trees (or Rocks) in proper box and fill blanks below, giving bearings from Corner to Trees and Distances in Links.



Species Aspen Birch Diameter 9" 8" Bearing N S Distance

Do you believe this to be a genuine Land Office Corner? No

If not, why? No squared stake, no scribble on BT's near surface

Paul Moller

(Signature)

Dec. 6, 1933

(Date)

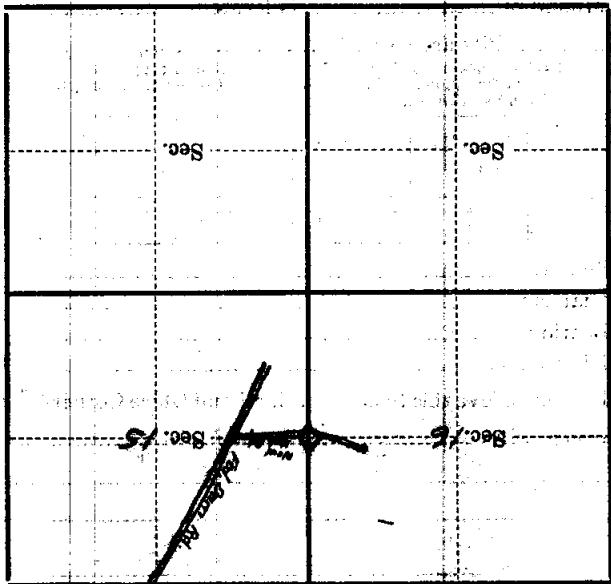
Technical Foreman

(Title)

L-13

Corner again.
New Hickman Rd. cut goes past S. side
of corner

Metal Location Poster is on a
tree inches diameter, on the
side of
from which this Corner bears
chains distant.
Give any further facts which will aid in finding this



(Make sketch of topography near Corner)

*Survey
Pit*

U. S. Department of Agriculture

FOREST SERVICE

L-13

Chippewa NATIONAL FOREST
CORNERS OF THE PUBLIC SURVEY

T. 144N R. 28W 5 Mer.

14 section Corner common to Sections
16, 15, and

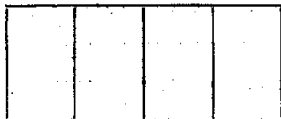
Corner consists of a live birch (not) in place
State condition excellent

Dimensions above ground T'd bh - 30' high inches


Sketch grooves, letters, figures, or notches, on proper face or edge.

CARDINAL POSITION

DIAGONAL POSITION



N W S E

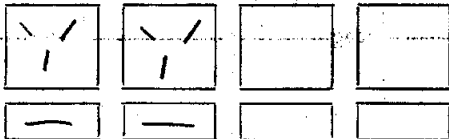


NW SW SE NE

Mound of _____ is located _____

Pits are located _____

Sketch markings of Bearing Trees (or Rocks) in proper box and fill blanks below, giving bearings from Corner to Trees and Distances in Links.



Species Aspen Birch

Diameter 9 8

Bearing N S

Distance _____

Do you believe this to be a genuine Land Office Corner? NO

If not, why? No squared stake,
no scribbling on B.T.'s near
surface

Paul Maeller

(Signature)


12/6/33
(Date)

Teck Foreman
(Title)

L-13

Corner again:
New Hedman Rd. cut goes past
S. side of corner

Metal Location Poster is on a
tree inches diameter, on the
side of
from which this Corner bears
chains distant.
Give any further facts which will aid in finding this



(Make sketch of topography near Corner)

T. 144 N. R. 28 W. S. 14 Mer.