

U. S. Department of Agriculture

FOREST SERVICE

U-7

U-7

CHIPPEWA NATIONAL FOREST

CORNERS OF THE PUBLIC SURVEY

T. 143 R. 27 5 Mer.

#12-1/16 Corner common to Sections Sec. 29, and

Corner consists of a 2" Iron Pipe in place State condition good

Dimensions above ground 20 inches


Sketch grooves, letters, figures, or notches, on proper face or edge.

CARDINAL POSITION

DIAGONAL POSITION



N W S E

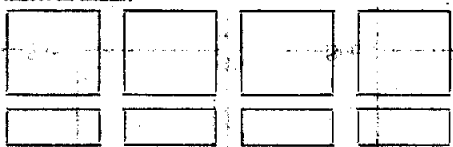


NW SW SE NE

Mound of is located

Pits are located

Sketch markings of Bearing Trees (or Rocks) in proper box and fill blanks below, giving bearings from Corner to Trees and Distances in Links.



Species

Diameter

Bearing

Distance

Do you believe this to be a genuine Land Office Corner? NO

If not, why? County corner

Ray DeFaut

Ray DeFaut

(Signature)

Jr. Civil Eng.

(Title)

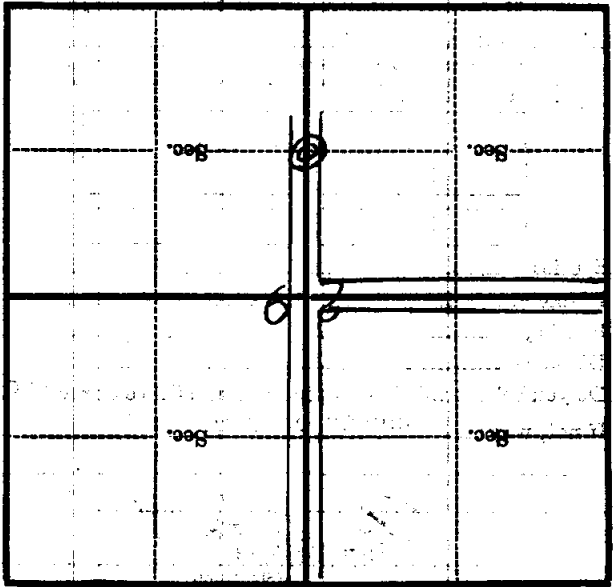
11-30-39

(Date)

U-7

Corner again.
Pipe is offset 42 links west of
corner or center line of road

Give any further facts which will aid in finding this
0.32 chains distant.
from which this Corner bears East
side of Boy River Road
tree inches diameter, on the West
Metal Location Poster is on a fence post



(Make sketch of topography near Corner)

U. S. Department of Agriculture

FOREST SERVICE

U-7

U-7

U-7

CHIPPENAW

NATIONAL FOREST

CORNERS OF THE PUBLIC SURVEY

T. 148 R. 27 Mer.

128-1/16

Corner common to Sections

Sec. 29, and

Corner consists of a 2" Iron Pipe in place

State condition good

Dimensions above ground 20 inches

Sketch grooves, letters, figures, or notches, on proper face or edge.

CARDINAL POSITION

DIAGONAL POSITION



N W S E

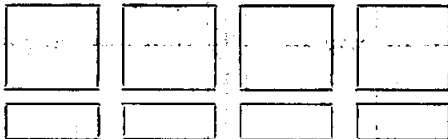


NW SW SE NE

Mound of is located

Pits are located

Sketch markings of Bearing Trees (or Rocks) in proper box and fill blanks below, giving bearings from Corner to Trees and Distances in Links.



Species

Diameter

Bearing

Distance

Do you believe this to be a genuine Land Office Corner? No

If not, why? County corner

Ray De Hart

(Signature)

11-30-25

(Date)

St. Civil Eng.

(Title)

U-7

A-U

This is shown as lines west of center of center line of road

Corner again

Give any further facts which will aid in finding this

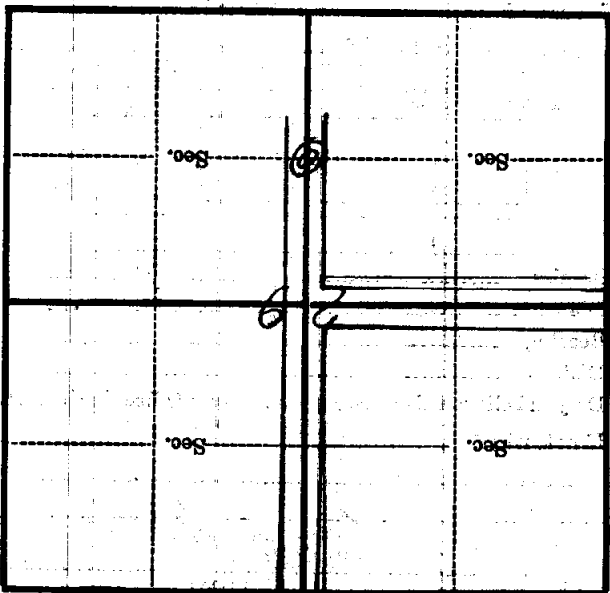
chains distant.

From which this Corner bears

side of Boy River Road

tree inches diameter, on the

Metal Location, Poster is on a



(Make sketch of topography near Corner)

T. 148 R. 27

Mem. U-7