

U. S. Department of Agriculture

FOREST SERVICE

X-6  
P

X-6

Chippewa NATIONAL FOREST

CORNERS OF THE PUBLIC SURVEY

T. 143 N R. 27 W 5 P Mer.

N 1/4 SW 1/4 Sec 32

Corner common to Sections

and 32

Corner consists of a ~~wooden post~~ in place


State condition Fair

Dimensions above ground 4'6" inches

Sketch grooves, letters, figures, or notches, on proper face or edge.

CARDINAL POSITION

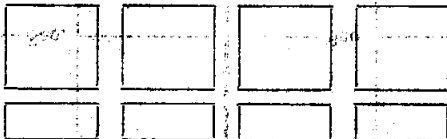
DIAGONAL POSITION



Mound of is located

Pits are located

Sketch markings of Bearing Trees (or Rocks) in proper box and fill blanks below, giving bearings from Corner to Trees and Distances in Links.



Species

Diameter

Bearing

Distance

Do you believe this to be a genuine Land Office Corner? Yes

If not, why?

M. Berdele

3/2/35  
(Date)


(Title)

TITLE OF THE SURVEY OR PROJECT

DATE

Corner again

Give any further facts which will aid in finding this  
chain distant  
from which this Corner bears  
side of  
tree — inches diameter, on the  
Metal Location. Poster is on — *Corner*

	Sec.		Sec.
	Sec.		
			Sec.

(Make sketch of topography near Corner)

U. S. Department of Agriculture  
FOREST SERVICE

X-6

CHIPPERS NATIONAL FOREST

CORNERS OF THE PUBLIC SURVEY

T. 143 N. R. 29 W. 5 Mer.

$\frac{1}{16}$  Corner common to ~~Sec. 31~~  
~~S. 11 W. 4. S. 11 W. 4~~, and ~~Sec. 32~~.

Corner consists of a Wooden Post (not) in place  
State condition Fair

Dimensions above ground 4' 1" inches

Sketch grooves, letters, figures, or notches, on proper face or faces

CARDINAL POSITION


DIAGONAL POSITION



Mound of \_\_\_\_\_ is located \_\_\_\_\_

Pits are located \_\_\_\_\_

Sketch markings of Bearing Trees (or Rocks) in proper box and  
fill blanks below, giving bearings from Corner to Trees and  
Distances in Links.



Species \_\_\_\_\_

Diameter \_\_\_\_\_

Bearing \_\_\_\_\_

Distance \_\_\_\_\_

Do you believe this to be a genuine Land Office Corner? YES

If not, why? \_\_\_\_\_

R. M. PIERCE

\_\_\_\_\_  
L. \_\_\_\_\_

Shore

1 ch. close to lake

N of telephone line

Corner again.

(Give any further facts which will aid in finding the

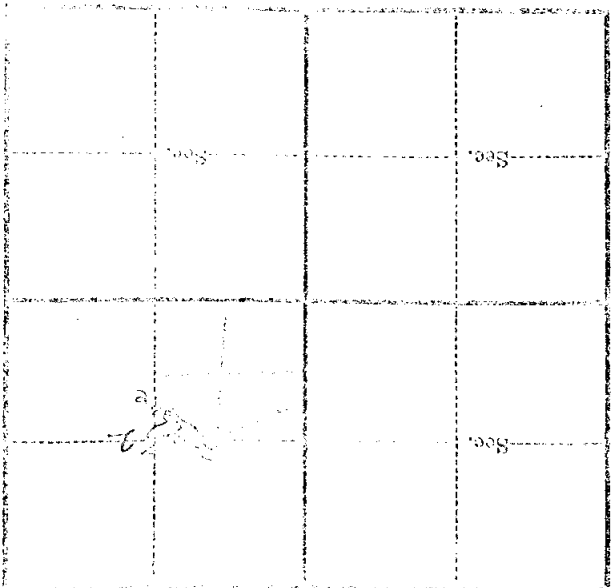
chain's distant.

from which this Corner bears

side of

tree ... inches diameter, on the

Metal Location Poster is on a **CORNER**



X-6



W 1432 N. 1/2 Sec. 36, T. 143 N., R. 143 E., S. 143