

P
W-10

CHIEF MOUNTAIN NATIONAL FOREST

CORNERS OF THE PUBLIC SURVEY

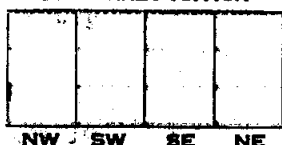
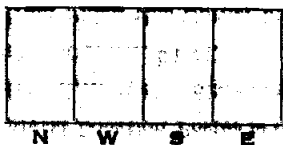
T. 143 R. 25 Mer.
N. W. lot 1 Corner common to Sections

55, and _____
Corner consists of a pipe (~~post~~) in place
State condition good

Dimensions above ground 2" inches
Sketch grooves, letters, figures, or notches, on proper face or edge.

CARDINAL POSITION

DIAGONAL POSITION



Mound of _____ is located _____

Pits are located _____

Sketch markings of Bearing Trees (or Rocks) in proper box and fill blanks below, giving bearings from Corner to Trees and Distances in Links.



Species _____
Diameter _____
Bearing _____
Distance _____

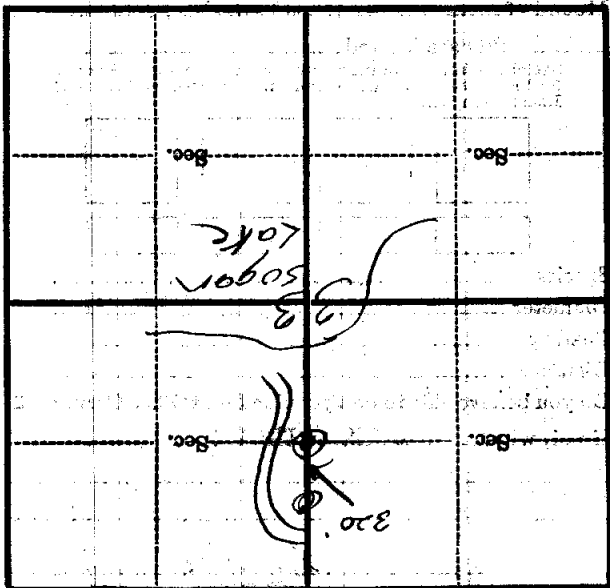
Do you believe this to be a genuine Land Office Corner? No
If not, why? COX CORNER

L. Defant
(Signature)

7-1-40
(Date)

Metal Location Poster is on a **maple** tree **3** inches diameter, on the **W** side of **tree** from which this Corner bears **North** chains distant.

Give any further facts which will aid in finding this Corner again.



(Make sketch of topography near Corner)

Form 574-9—Revised May, 1919
U. S. Department of Agriculture
FOREST SERVICE

P
W-10

CHIPPENAW NATIONAL FOREST

CORNERS OF THE PUBLIC SURVEY

T. 143 R. 25 Mer.

N. W. Lot 1 Corner common to Sections
33, and

Corner consists of a pipe (~~not~~) in place

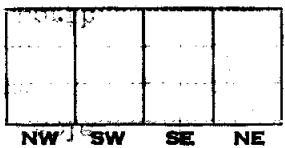
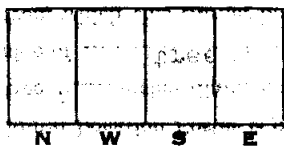
State condition good

Dimensions above ground 2" inches

Sketch grooves, letters, figures, or notches, on proper face or edge.

CARDINAL POSITION

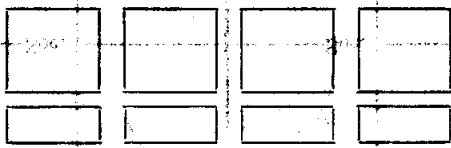
DIAGONAL POSITION



Mound of _____ is located _____

Pits are located _____

Sketch markings of Bearing Trees (or Rocks) in proper box and fill blanks below, giving bearings from Corner to Trees and Distances in Links.



Species _____

Diameter _____

Bearing _____

Distance _____

Do you believe this to be a genuine Land Office Corner? No

If not, why? Co. X Corner

R. Deput
(Signature)

J. E.
(Title)

7-1-40
(Date)

Corner again.

Give any further facts which will aid in finding this

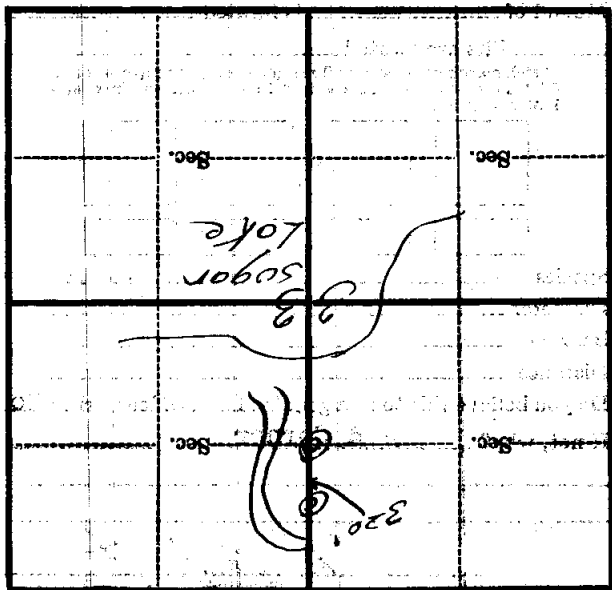
chains distant.

from which this Corner bears North

side of tree

tree 5 inches diameter, on the N

Metal Location Poster is on a Maple



(Make sketch of topography near Corner)

T. 143

R. 25

Mer.

M-10