

U. S. Department of Agriculture
FOREST SERVICE

P
Y-9

CHIPPEWA NATIONAL FOREST

CORNERS OF THE PUBLIC SURVEY

T. 142 R. 28 Mer.

1/16 Corner common to Sections

32, and 33

Corner consists of a stone ~~(not)~~ in place



State condition good

Dimensions above ground 12" inches

Sketch grooves, letters, figures, or notches, on proper face or edge.

CARDINAL POSITION

DIAGONAL POSITION



Mound of _____ is located _____

Pits are located _____

Sketch markings of Bearing Trees (or Rocks) in proper box and fill blanks below, giving bearings from Corner to Trees and Distances in Links.



Species oak

Diameter 6

Bearing S 45° E

Distance 41

Do you believe this to be a genuine Land Office Corner? No

If not, why? Co. Corner

P. Defant
(Signature)
J. E.
(Title)

7-1-20

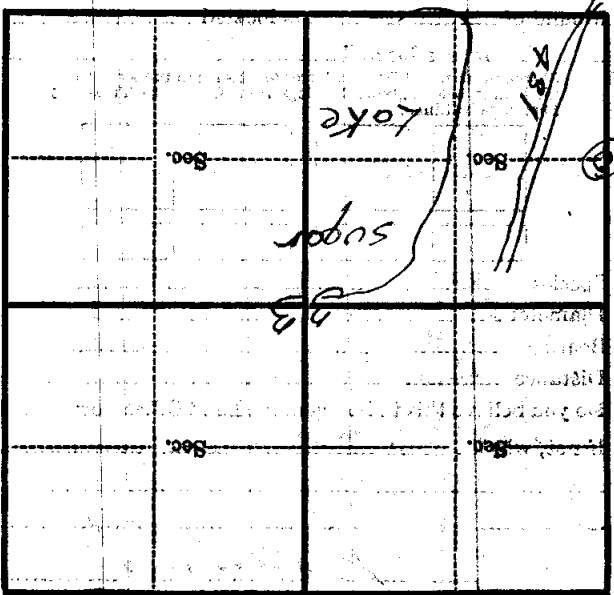
(Date)

SECTION 36
 T. 23 N. R. 23 E.
 CORNER OF SECTION 36

METAL POSTER
 IN PLACE

Corner again.

Give any further facts which will aid in finding this
 chain distant.
 from which this Corner bears
 side of
 tree inches diameter, on the
 Metal Location Poster is on a



(Make sketch of topography near Corner)

Form 87a-0—Revised May, 1918
U. S. Department of Agriculture
FOREST SERVICE

9
Y9

CHIPPEWA NATIONAL FOREST

CORNERS OF THE PUBLIC SURVEY

T. 143 R. 25 Mer. S 1/16

Corner common to Sections 32, and 33

Corner consists of a post ~~(not)~~ in place

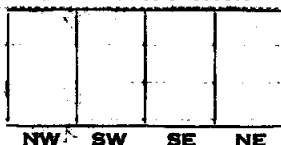
State condition good

Dimensions above ground 12" inches

Sketch grooves, letters, figures, or notches, on proper face or edge.

CARDINAL POSITION

DIAGONAL POSITION



Mound of _____ is located _____

Pits are located _____

Sketch markings of Bearing Trees (or Rocks) in proper box and fill blanks below, giving bearings from Corner to Trees and Distances in Links.



Species oak

Diameter 8

Bearing S 45 E

Distance 41

Do you believe this to be a genuine Land Office Corner? No

If not, why? Co. Corner

R. Defaut
(Signature)
J. E.
(Title)

7-1-40
(Date)

oak is blazed
probable BT

Corner again.

Give any further facts which will aid in finding this

chains distant.

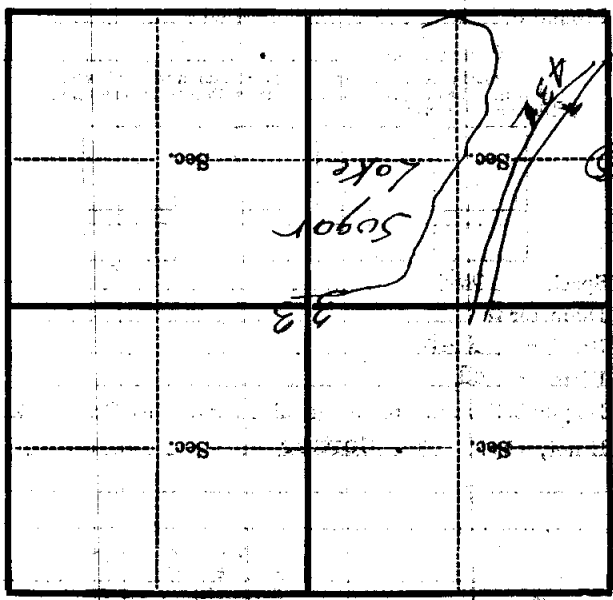
S 45 E

from which this Corner bears

side of tree

tree 8 inches diameter, on the NN

Metal Location Poster is on a oak



(Make sketch of topography near Corner)

T. 145

R. 25

Mer. Y-9