

U. S. Department of Agriculture

FOREST SERVICE

23

CHIPPENAW NATIONAL FOREST

CORNERS OF THE PUBLIC SURVEY

T. 142 R. 25 5 Mer.

Corner common to Sections 31, and 6

Corner consists of a pipe (net) in place

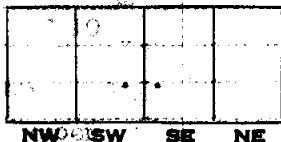
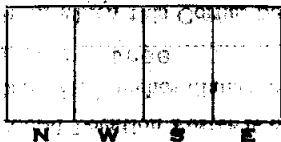
State condition good

Dimensions above ground 24" inches

Sketch grooves, letters, figures, or notches, on proper face or edge.

CARDINAL POSITION

DIAGONAL POSITION



Mound of _____ is located _____

Pits are located _____

Sketch markings of Bearing Trees (or Rocks) in proper box and fill blanks below, giving bearings from Corner to Trees and Distances in Links.

1/4 S 6			
B T			

Species W.P.

Diameter 84

Bearing South

Distance 20

Do you believe this to be a genuine Land Office Corner? Yes

If not, why?

R. Defant

7-1-40

(Signature)

(Title)

341

Stake and pipe at corner

Corner again.

Give any further facts which will aid in finding this

chains distant.

.36

from which this Corner bears

S 10

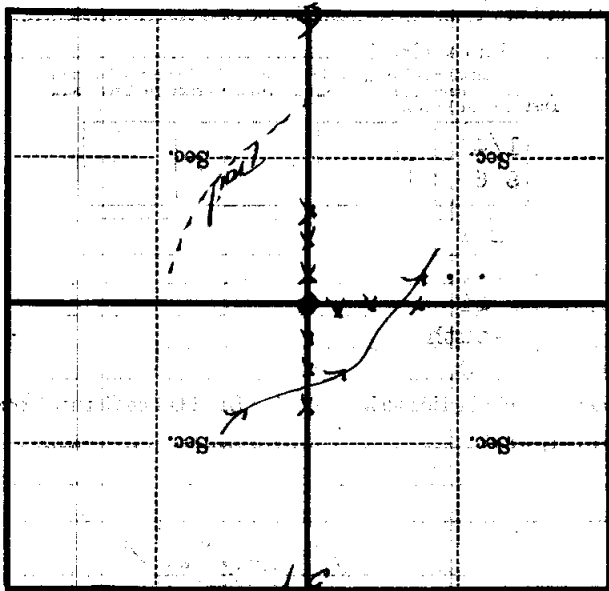
side of tree

tree 8 inches diameter, on the

S.W.

Metal Location Poster is on a

Aspen



(Make sketch of topography near Corner)

1-1-40

T. 148

R. 25

5

Mer.

2-3

2-3

OHIO NATIONAL FOREST
CORNERS OF THE PUBLIC SURVEY

T. 142 R. 25 Mer.

1/2 Corner common to Sections
31, and 6

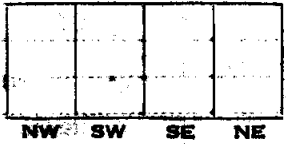
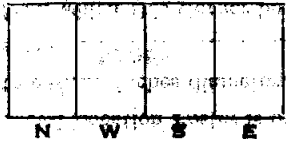
Corner consists of a pipe (not) in place
State condition good

Dimensions above ground _____ inches

Sketch grooves, letters, figures, or notches, on proper face or edge.

CARDINAL POSITION




DIAGONAL POSITION



Mound of _____ is located _____

Pits are located _____

Sketch markings of Bearing Trees (or Rocks) in proper box and fill blanks below, giving bearings from Corner to Trees and Distances in Links.



Species W.P.

Diameter 4

Bearing South

Distance 20

Do you believe this to be a genuine Land Office Corner? Yes

If not, why? _____

R. Defant

(Signature)

7-1-40

(Date)

(Title)

Sketch and size of corner

Corner again.

Give any further facts which will aid in finding this

chains distant.

From which this Corner bears

S 10

side of

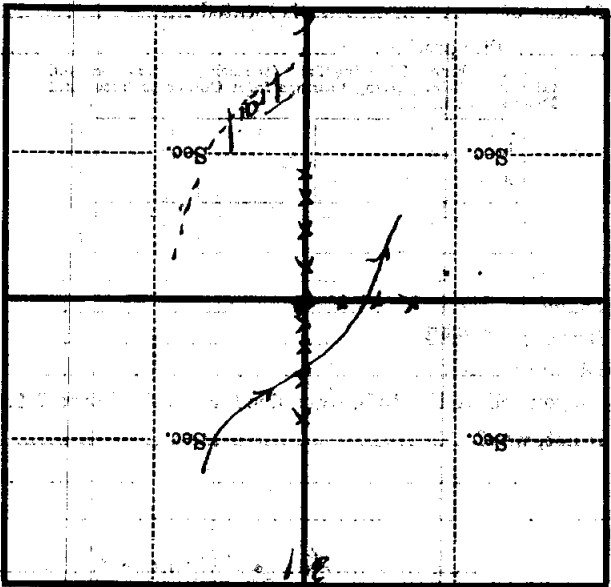
tree

tree 8 inches diameter, on the

S. W.

Metal Location Poster is on a

Aspen



(Make sketch of topography near Corner)