

Form 874-9—Revised May, 1918
U. S. Department of Agriculture
FOREST SERVICE

Wja

T-23, 24

CHIPPENAWA NATIONAL FOREST

CORNERS OF THE PUBLIC SURVEY

T. *191N* R. *31W* *5th* Mer.

M.C. Corner common to Sections
_____, _____, *25*, and _____

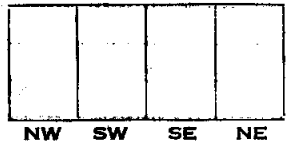
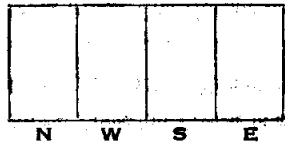
Corner consists of a *1/2" I.P.* (~~not~~) in place
State condition *Good*

Dimensions above ground *20* inches

Sketch grooves, letters, figures, or notches, on proper face or edge.

CARDINAL POSITION

DIAGONAL POSITION



Mound of _____ is located _____

Pits are located _____

Sketch markings of Bearing Trees (or Rocks) in proper box and fill blanks below, giving bearings from Corner to Trees and Distances in Links.



Species _____

Diameter _____

Bearing _____

Distance _____

Do you believe this to be a genuine Land Office Corner? _____

If not, why? _____

John A. March
 (Signature) *of U.S.A.*
7/20/37 (Date) *Jr. Asst. to Tech* (Title)

Corner again.

Give any further facts which will aid in finding this

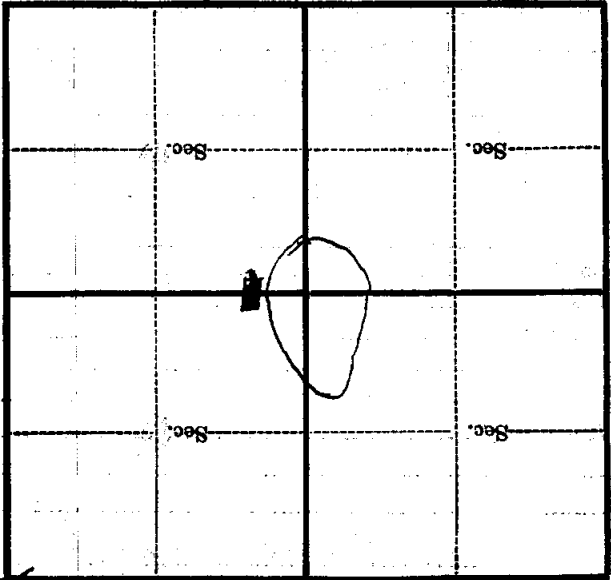
chains distant. *0.50*

from which this Corner bears *54° E*

side of

tree *H* inches diameter, on the

Metal Location Poster is on a *Maple*



(Make sketch of topography near Corner)

7-23-29

T. 141 N. R. 31 W. S. 4 Mer.

Form 874-9—Revised May, 1918
U. S. Department of Agriculture
FOREST SERVICE

723-24

CHIPPENAW NATIONAL FOREST

CORNERS OF THE PUBLIC SURVEY

T. 19N R. 31W 5th Mer.

M.C. Corner common to Sections

25, and

Corner consists of a 1 1/2" I.P. (not) in place


State condition GOOD

Dimensions above ground 20 inches

Sketch grooves, letters, figures, or notches, on proper face or edge.

CARDINAL POSITION

DIAGONAL POSITION



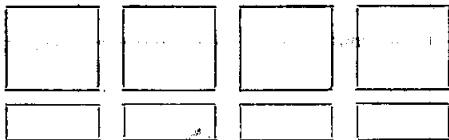
N W S E

NW SW SE NE

Mound of is located

Pits are located

Sketch markings of Bearing Trees (or Rocks) in proper box and fill blanks below, giving bearings from Corner to Trees and Distances in Links.



Species

Diameter

Bearing

Distance

Do you believe this to be a genuine Land Office Corner?

If not, why?

John A. March

(Signature)

7/20/37 (Date)

Jr. Asst to talk (Title)

Corner again.

Give any further facts which will aid in finding this

chains distant.

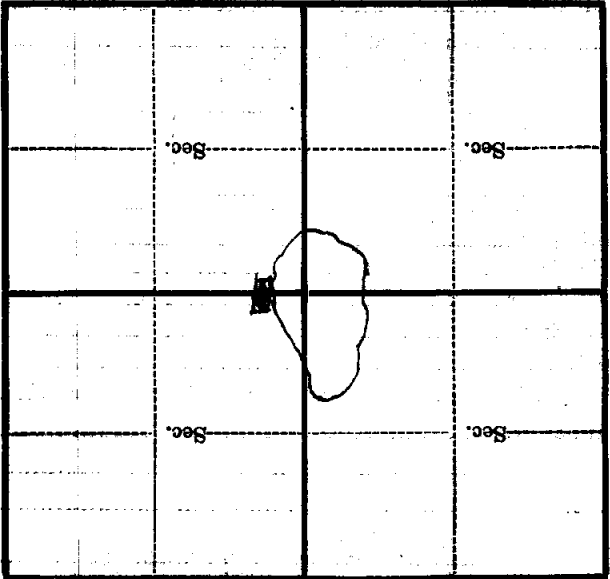
0.50

from which this Corner bears 54° E

side of

tree 4 inches diameter, on the

Metal Location Poster is on a N. *Capron*



(Make sketch of topography near Corner)

T. 141 N. R. 31 W. 5th Mer.