

U. S. Department of Agriculture  
FOREST SERVICE

E-17

Cheppewa NATIONAL FOREST

CORNERS OF THE PUBLIC SURVEY

T. 141 R. 26W 5th Mer.  
Section

Corner common to Sections  
3, 2, 10, and 11


Corner consists of a Iron pipe (set) in place  
State condition Poor, crew placed new one

Dimensions above ground 26 inches

Sketch grooves, letters, figures, or notches, on proper face or edge.

CARDINAL POSITION

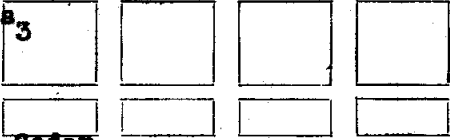
DIAGONAL POSITION



Mound of \_\_\_\_\_ is located \_\_\_\_\_

Pits are located \_\_\_\_\_

Sketch markings of Bearing Trees (or Rocks) in proper box and fill blanks below, giving bearings from Corner to Trees and Distances in Links.



Species Cedar  
Diameter Stump  
Bearing N 39 W  
Distance 12 Links

Do you believe this to be a genuine Land Office Corner? Yes

If not, why? \_\_\_\_\_

*Harrison Adams*  
Assistant Leader

1/28/36  
(Date)

(Title)

Corner is north 25 links of  
drainage ditch.

Corner again.

Give any further facts which will aid in finding this

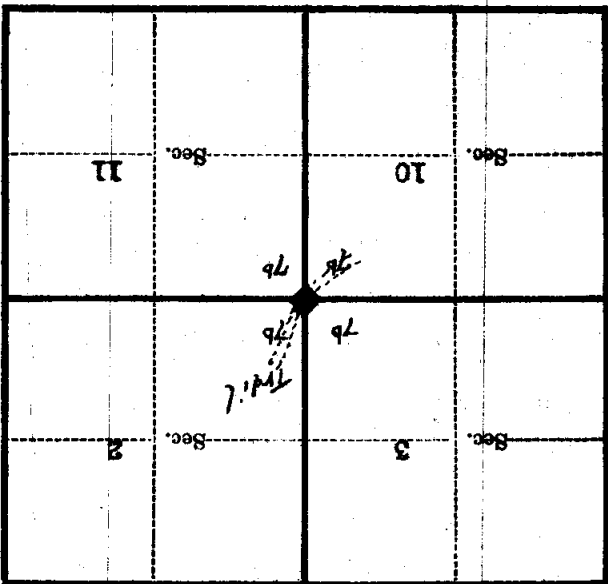
25 links chains distant.

from which this Corner bears N. 40° E.

side of Tree

tree 6 inches diameter, on the S. E.

Metal Location Poster is on a Spruce



(Make sketch of topography near Corner)

U. S. Department of Agriculture  
FOREST SERVICE

E-17

CHIPPEWA NATIONAL FOREST

## CORNERS OF THE PUBLIC SURVEY

T. 141 R. 26 W 5th Mer.

Section Corner common to Sections

3, 2, 10, and 11

Corner consists of a iron pipe ~~mark~~ in place

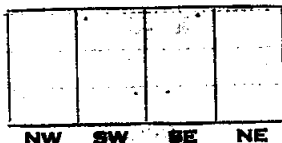

State condition Poor, crew placed new one

Dimensions above ground 26" inches

Sketch grooves, letters, figures, or notches, on proper face or edge.

CARDINAL POSITION

DIAGONAL POSITION



Mound of \_\_\_\_\_ is located \_\_\_\_\_

Pits are located \_\_\_\_\_

Sketch markings of Bearing Trees (or Rocks) in proper box and fill blanks below, giving bearings from Corner to Trees and Distances in Links.

Sec. 3			

Species Cedar

Diameter Stump

Bearing N 39 W

Distance 12 links

Do you believe this to be a genuine Land Office Corner? Yes

If not, why? \_\_\_\_\_

Harrison Adams

(Signature)

1/28/36

(Date)

Assistant Leader

(Title)

11th

Corner is north 25 links of drainage

Corner again

Give any further facts which will aid in finding the


25 links chains distant

from which this Corner bears N. 40° E.

side of 11th Street

tree 6 inches diameter, on the S.E.

Metal Location Post is on a Spruce



(Make sketch of topography near corner)