

U. S. Department of Agriculture
FOREST SERVICE

J-1

CHIPPewa NATIONAL FOREST

CORNERS OF THE PUBLIC SURVEY

T. 141 N R. 26-27 W 5th Mer.

Section

Corner common to Sections

12, 13, 15, and 18

Corner consists of a Wooden Post ~~(not)~~ in place

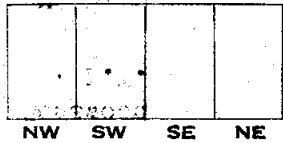

State condition Poor

Dimensions above ground 26 inches

Sketch grooves, letters, figures, or notches, on proper face or edge.

CARDINAL POSITION

DIAGONAL POSITION



Mound of _____ is located _____

Pits are located _____

Sketch markings of Bearing Trees (or Rocks) in proper box and fill blanks below, giving bearings from Corner to Trees and Distances in Links.



Species Basswood

Diameter 18"

Bearing S. 51 E.

Distance 1 chain

Do you believe this to be a genuine Land Office Corner? Yes

If not, why? _____

Harrison Adams

(Signature)


3/31/36

(Date)

CCC Assist. Leader

(Title)

(Make sketch of topography near Corner)



Metal Location Poster is on a Basswood

tree 18 inches diameter, on the N.W. side of tree

from which this Corner bears N. 51 W.

1.00

chains distant.

Give any further facts which will aid in finding this

Corner again.

Corner is in a small pot-hole at the end of road.

U. S. Department of Agriculture
FOREST SERVICE

J-1

CHIPPENAW NATIONAL FOREST

CORNERS OF THE PUBLIC SURVEY

T. 141 N R. 26-27 W 5th Mer.

Section 7 12 13 and 18
Corner common to Sections

Corner consists of a Wooden post (not) in place
State condition Poor

Dimensions above ground 26 inches
Sketch grooves, letters, figures, or notches, on proper face or edge.
CARDINAL POSITION DIAGONAL POSITION

T141N		T141N
R26W	Corner	R26W
N	W	E

NW	SW	SE	NE

Mound of _____ is located _____

Pits are located _____

Sketch markings of Bearing Trees (or Rocks) in proper box and fill blanks below, giving bearings from Corner to Trees and Distances in Links.

T141N R26W S. 18			
B.T.			

Species Basewood
Diameter 18"
Bearing S. 51 P. 3
Distance 1 chain

Do you believe this to be a genuine Land Office Corner? _____

If not, why? _____

Harrison Adams
Harrison Adams
(Signature)

3/31/36
(Date)

Chief of Party
(Title)

the end of road.
Corner is in a small pot-hole at

Corner again.

Give any further facts which will aid in finding this

chains distant.

1.00

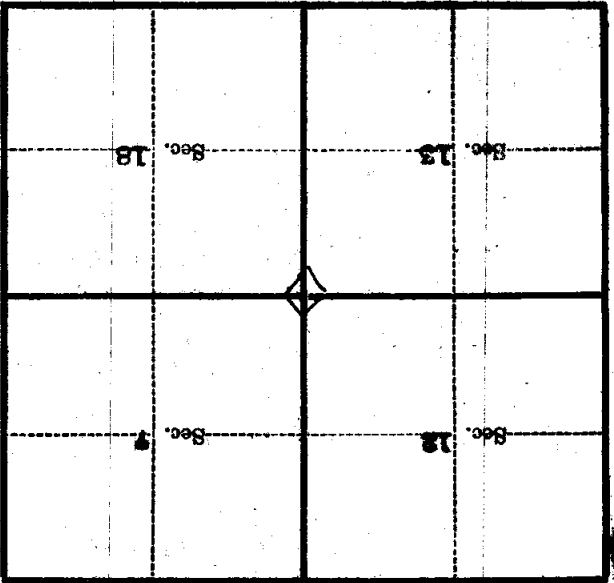
from which this Corner bears

N 51 W

side of

tree 18 inches diameter, on the N.W.

Metal Location Poster is on a Basswood



(Make sketch of topography near Corner)