

10

State Road
Brainerd To
Jenkins.

13-43-28

Harold--Dewing

No. 1201

May 23-1918 0

982+55.8

AP

plotted

✓ 974 + 61.0 }
✓ L 45° 02' } (Pg 66
Bk 13) ✓

✓
✓
✓
✓ 8° 27' R ← 982 + 55.8 plotted

✓
✓ 974 + 61.0 → L 45° 02' L ← (Pg 66
Bk 13) ✓
✓
plotted

✓ 975 + 23.2 (Pg 66
Bk 13) ✓

✓ = 975 + 61.0 ✓

✓ = E.C. ✓

May 23-1915

Practical
✓ $1001 + 25.3$ P.O.T
✓ $1013 + 05.8$ "
✓ $1027 + 73.0 = 1027 + 70.0$

7
+ 0

0.8
1.4
2.2

1.2

5.13
4.0
1.13

51

72

123

43
42
85

✓

23. May

May 23
1918

3

$$\begin{array}{r} 109.7.50.0. \\ 1092.73.8 \\ \hline 476.2 \end{array}$$

$$\begin{array}{r} 476.2 \times 23,000 \\ \hline 19048 \\ 39520. \\ 38096 \\ \hline 14240 \\ 9524 \\ \hline 4716 \end{array}$$

= 2.46'

~~$$\begin{array}{r} 1093 + 00.0 \\ 1092 + 73.8 \\ \hline 227.0 \end{array}$$~~

@ 1092 +

$$\begin{array}{r} 1093 + 00.0 \\ 1992 + 73.8 \\ \hline 26.2 \end{array}$$

1092 + 72.0 Excluded

Note: No "BC" set
see May 24-1918

Page 14 This
Book

V

John W. Carr

May 23-1918

Not to be
plotted

✓ @ 1092 + 73.8 old

✓ but appears to be $26^{\circ} 27' R$

✓ New bro appears to be $29^{\circ} 13' R$

✓ $28^{\circ} 73'$

✓ $26^{\circ} 27'$

✓ $2^{\circ} 46'$ OK. OK!

✓ @ 1099 + 75.0

✓ Angle read $26^{\circ} 26' R$

plotted

✓

May 23-1918

88.7

(5)

1101+88.7

✓
✓
✓
Plotted

23.0 ft

2d hub

2046

✓ 26° 26' R. ✓

✓ 1099+75.0 ✓

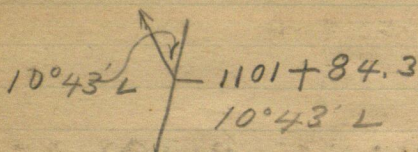
✓ 29° 13' R ✓

✓ 1092+73.8 ✓

✓ John W. Cuss

2.31.53
sun dir

May 23-1918



plotted

AT 1101+84.3

BTS Magnetic Trig

GP 10 N 41W 49.0

GP 12 N 67°E 49.5

plotted

1102+34.4 EC

plotted

1104+59.3 angle 2°40'

1104+59.3 2°45'

plotted

May 25-1898 (7)

$$1106 + 80.
= 1106 + 00$$

ok.

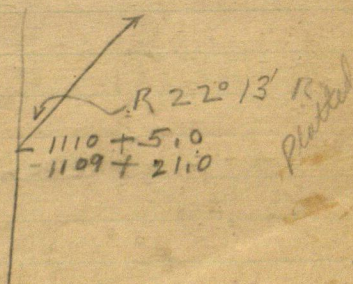
$$1106 + 80 = 1107 + 00 \text{ EC}$$

$$1110 + 5.0 =$$

$$1109 + 21.0$$

1110' A" stake

1111 stake, 1112 etc



$$1132 + 97.0 = \text{seen?}$$

$$= 1132 + 97.0$$

May. 23-1918

→ Plotted

1132 + 97.0 angle
L 90° 22' L

Plotted

Star P

NE

JP

76.1

SE

JP

96.5

This was not with

Thursday & Matt

Matt arrives @

2:25 PM and helps

Wit Trc - SE 25.5

→ JP 125 W 85.5

Copied Jan 29 1921

from Matt's book

May 24-1918
Friday

By 1132 + 97.0

Run West @ 1133. stick &c

Schmitt & Olson chaining
ahead - Harold & Wall

side staking 25' out.

HP S 61° E POT. @ 1148 + 00.0

S 32° E 53.0

S 42° W GP to 10 70.9

1148 + 00.0

1159 P.O.T.

GP S 65° 48' E 75.00

" " S 26° W 71.70

1170 + 46.3 S. C. P.

sl 12 N 40° W 83.2

To pole S 45° W 35.2

1170 + 46.3 = 1172.46.3

May 24-1918

63.5

33.0

+

47.10

100.0

47.1

52.9

1188 + 52.9 P.O.T

T.L. Pol. S 45 W 33.0

Q P 5 S 35° E 63.5

Dwight helped

plotted

May 24-1918 45.1
49.8

11

Plotted 1204 POT
JP 5S 55° W 45.1 magnetic
Tel Pole N 41 W 49.8

1225 + 25.2

73.9
76.7

Plotted

= See C. I.M.

JP 8 N 24° E 73.9

JP 8 N 77 W 76.7

Plotted

Note 1/2 mile E of
senhins ? Cues

Plotted

27° 15'

Final line

Plotted

1079 + 95.1 =
1080 + 0.10

Plotted

1086 + 55.5 PI

+55.5

Plotted

11.5 of land
plotted

19.6

1086 + 00.0

19

May 24 - 1918

51°12' L

Final line

1086 + 55.5

= 1086 + 48.4

1086 + 48.4

New BTS

orig

✓ 208N16°E

61.15

magnetic

✓ 2010S43E

41.6

P 76
130013

1087 + 93.4 =

1088 + 0.0 ES.

P 76
Bk 13

plotted

plotted

plotted

State Road, T117e Sheet

May 1918

SPM 12 13 14 15 16 17 18 19 20 21 22 23 24 25 26 27

Crossing

Auto Mile

Exp. - miles

Driver

No. of men

Harold Miller

Elmer Miller

Schmitt

Debra Miller

Pg 19

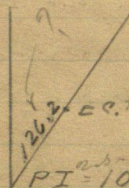
14

May 24 - 1918

$$1093 + 94.0 = E.C.$$

$$1094 + 00.0 =$$

Plotted



Plotted

NOTE

No "B.C." set

Plotted

BTS. U₁₃

JP 10 SW 50.70

JP 12 NE 70.10

Plotted

John W. Curo

May 24-1918

$$\begin{array}{r} 1093 + 94.0 \\ 1092 + 73.8 \\ \hline 1 + 20.2 \end{array}$$

$$\begin{array}{r} 1094.00, 0 \\ 1092.73.8 \\ \hline \end{array}$$

$$= 126.2$$

At Sta 13

$$1099 + 75.0 = P.I.$$

External measured 4.7

No BTS here

Plotted

$$1101 + 84.3 \quad \text{EXT } 2.16$$

Plotted

John Dewar Ch
 Garrison Whin
 Rood last at

Reg @ M^c Sec 13
 run N to NE Cor Sec
 13 T43-28
 bit crows
 (Mile east of)
 short job.

34-28 Road 28-
 Ring 1.
 28-call 1.
 one day for Jim J
 field notes

May 25-1918

Saturday

867 + 60.8 = 3

868 + 90.6

24° for 10' cur

retinal 12.8

~~25~~ 240

24° for 12' cur

External 12.8

Length 240. = 120 each

wavy

+ 15.2

876 + 15.2 Hab. P.O.T.

887 + 60.5 Hat hab

right on the rock

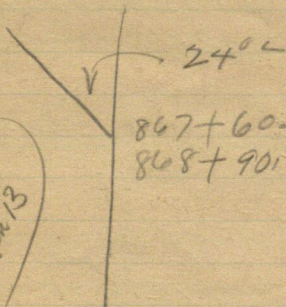
side plate every sta 25 at

868 + 90.6 to 887 + 60.5

Box 13

P 761

18
 $\frac{35}{17} = 2$



867 + 60.8 =
 868 + 90.6 =

36
 25
 Page 61
 Book 13

book up to ~~807~~ +
 897 + 60.5

May 1914

State H.W. Com Time Sheet June 1918																
	SUN	1	2	3	4	5	6	7	8	SUN	9	10	11	12	13	14 15 16 17
John McCue	1	0	1	1	1	1	1	1	1	0	1	1	1	1	1	0 1
Cooper	-	0	-	-	-	-	-	0	-	-	-	-	-	-	-	0 0
Auto White	0	0	14	14	14	14	25	28	0	14	14	17	17	21	21	0 0
Goold Cue	0	0	1	1	1	1	1	-	-	0	1	1	1	1	1	0 1
Chas. Cline	1	0	1	1	0	1	1	1	1	0	-	-	-	-	-	0 0
Arthur Reed	1	0	1	1	1	1	1	1	1	0	-	-	-	-	-	0 0
Arden White	0	0	0	1	1	1	1	1	1	0	1	1	1	1	1	0 1
E.W. Schmit	-	0	0	0	0	1	1	1	1	Sick	0	2	2	-	-	0 -
McH	1	0	-	-	-	1	1	1	1	0	-	-	-	-	-	1 0 -
W. H. 150 Cue	1	0	-	-	-	1	1	1	1	0	-	-	-	-	-	1 1 0 13

Board with Anderson

June 1-1918

Saturday -

Curo	B and Dinner
Matt	" " "
Reed	" " "
Olsen	" " "
Schmit	Went to Beaumont
"	lost night

June 7-8th

Curo	S L B
Reed	S L B
White	"
Mitt	"
Olsen	"
Schmit	"

Board Sheet May 1918 State H W Conn

SUN 13 14 15 16 17 18 19 20 21 22 23 24 25 26 27 28 29 30 31

Anderson Hotel Pequot

John W. Cune

Not

Harold Cune

Edw. Wilson

Edw. Schaub

Arthur Baird


Board Sheet
With Thursdall

May 1918 30 - 1918

Jahm W. Cunn	Dinner
Matt	"
Reed	"
Olson	"
Schmidt	"

June 7 - 1918

Cunn	2
Reed	"
White	"
Matt	"
Olson	"
Schmidt	"



L. Thorne
Lead
L. Thorne

1 2 3 4 5 6 7 8 9 10 11 12 13 14 15 16 17 18 19
 1911 Board Sheet With Thursdays June

Cano

D D

Reed

D D

White

D D

Matl

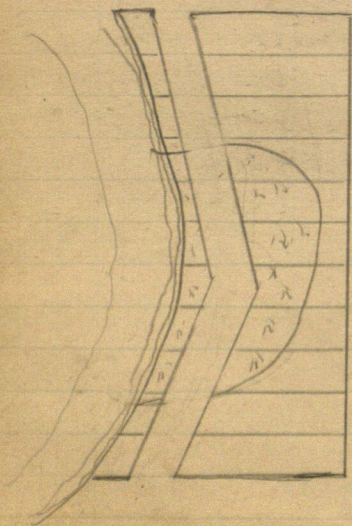
D

Schmit

D

Olson

D



H ± 137.7

Sta	Grade	Prod
889-	132.5	5.2
10	132.3	5.4
20	132.1	5.6
30	131.9	5.8
40	131.7	6.0
+ 50	131.5	6.2

889+50 -	131.5	6.2
60 -	131.0	6.7
70 -	130.5	7.2
80 -	130.0	7.7
90 -	129.5	8.2
890+00	129.0	8.7

June 8 1918

HI 137.7	Sta	Grade	Road
	890	129	8.7
	+10	128.5	9.2
	20	128.0	9.7
	30	127.5	10.2
	40	127.0	10.7
	50	126.5	11.2 ✓
TP. HI 131.5	60	126.0	
	70	125.5	
	80	125.0	
	90	124.5	
	891+00	124.0	7.5 ✓

S/a

Grade

Rad

891.00 -

124.0

7.5

+ 10 -

123.5

8.0

20

123.0

8.5

30

122.5

9.0 ✓

40

122.0

9.5

50

121.5

10.0

60

121.0

10.5

70

120.5

11.0

80

120.0

11.5

90

119.5

12.0

892.0

119.0

12.5 ✓

892+50

117.0 ✓

60

116.7

70

116.4

80

116.1

90

115.8

893.0

115.5 ✓

131.5

12 x 11 ft
892 on left

Sta	Grade	Roll
893.0	115.5	8.6
.10	115.4	8.7
.20	115.3	8.8
K1 12x1	115.2	8.9
	.30	115.1
	.40	9.0
.50	115.0	9.1 ✓
893.50	115.1	9.1 ✓
.60	115.1	9.0
K4 12x1	.70	115.2
	.80	115.3
	.90	115.4
894.0	115.5	8.7
		8.6 ✓

S/L	Grade	Pod
894+0	115.5	13.9
. 1	115.8	13.6
. 2	116.1	13.3
. 3	116.4	13.0
. 4	116.7	12.7
894+50	117.0	12.4 ✓
894+50	117.0	✓ 12.4 ✓
. 60	117.4	12.0
. 70	117.8 ✓	11.6
. 80	118.2	11.2
. 90	118.6	10.8
895+00	119.0	10.4 ✓

June 8-1918

Sta	Grade	Rod
895.	119.	10.4
.10	119.4	10.0
.20	119.8	9.6
.30	120.2	9.2
.40	120.6	8.8 ✓
129.4 45 129.4 H X 129.4	120.8	8.4
.50	121.0	8.0 ✓
.60	121.4	7.6
.70	121.8	7.2
.80	122.2	6.8
.90	122.6	6.4 ✓
896. 0	123. 0	6.4 ✓
896 -	123.0	6.4 ✓
.10	123.3	6.1
.20	123.6	5.8 ✓
.30	123.9	5.5
.40	124.2	5.2
896 + .50	124.5	4.9 ✓

HT 129.4

Sta	Grade	Read
896+50	124.5	4.9
60	124.7	4.7
70	124.9	4.5
80	125.1	4.3
90	125.3	4.1
897. 00	125.5	3.9

897.	125.5	3.9
------	-------	-----

10

20

30

40

897+50	125.5	3.9
--------	-------	-----

June ~~May~~ 10 - 1918

Camp
White
Herald Camp

Wilkins Camp @ Sta

238

Sta

Grate

at Rd

234.

89.0

5.2

.10

"

.20

"

.30

"

.40

"

.50

"

.60

"

.70

"

.80

"

.90

"

235.00

89.00

5.2

HI
94.2

29
29.2
89.2
5.2
94.2
89.2

29
29.2
89.2
5.2
94.2
89.2

4/2 94.2

Sta	Made	Net Rd
235	89.0	5.2 ✓
10	89.1	5.1
20	89.2	5.0
30	89.3	4.9
40	89.4	4.8 ✓
50	89.5	4.7
60	89.6	4.6
70	89.7	4.5
80	89.8	4.4
90	89.9	4.3
23000	90.0	4.2 ✓

S/L	Grade	Card
✓ 236.0	90.0	4.2 ✓
1	1	4.1
2	2	4.0
3	3	3.9
4	4	3.8 ✓
5	5	3.7
6	6	3.6
7	7	3.5
8	8	3.4
9	9	3.3
✓ 237.0	91.0	3.2 ✓
✓ 237.	91.0	7.0 ✓
✓ 238	92.0	4.6
✓ 239.	93.0	5.6 ✓
242 is	93.0	5.6

243

244

245

246

247

94.0

95.0

96.0

97.0

98.0

5.6

4.6

98.6
98.0

98.6
98.0

98.6
98.0

Erick Johnson

June 10-1918.

243

94.0

56

10

1

5.5

20

2

5.4

30

3

5.3

40

4

5.2

50

5

5.1

60

6

5.0

70

7

4.9

80

8

4.8

90

9

4.7

244

95.0

4.6

$$\begin{array}{r} 104.2 \\ 96 \\ \hline 8.2 \end{array}$$

$$\begin{array}{r} 104.2 \\ 95.0 \\ \hline 9.2 \end{array}$$

$$\begin{array}{r} 104.2 \\ 97.0 \\ \hline 7.2 \end{array}$$

88.8

515.0

June 11-1918

Sta

Grade

Ad Rd

244.

95.0

9.2

1

9.1

2

9.0

3

8.9

4

8.8

5

8.7

6

8.6

7

8.5

8

8.4

9

8.3

245.

96.0

8.2 v

1

8.1

2

8.0

3

7.9

4

7.8

5

7.7

6

7.6

7

7.5

8

7.4

9

7.3

246.0

97.0

7.2 v

104.2
H

104.2
H

$$\begin{array}{r} 1042 \\ 104 \\ \hline 5.8 \end{array} \quad \begin{array}{r} 1042 \\ 98 \\ \hline 6.2 \end{array}$$

$$\begin{array}{r} 1042 \\ 92 \\ \hline 7.2 \end{array}$$

$$\begin{array}{r} 1041.2 \\ 98.5 \\ \hline 5.7 \end{array}$$

✓ 246

97.0

7.2

$$\begin{array}{r} 1042 \\ 104 \\ \hline 5.8 \end{array}$$

1
2
3
4
5
6
7
8
9

✓ 247.

$$\begin{array}{r} 1042 \\ 104 \\ \hline 5.8 \end{array}$$

1
2
3
4

✓ 247 + 50

98.0

6.2

98.1
98.2
98.3
98.4

6.1
6.0
5.7
5.8

98.5

5.7

✓ 247 + 50

98.5

5.7 ✓

$$\begin{array}{r} 58 \\ 45 \\ \hline 13 \end{array}$$

6
7
8
9

✓ 248

0

98.4

5.8 ✓

✓ 248.

98.4

5.8 ✓

$$\begin{array}{r} 1042 \\ 198 \\ \hline 6.0 \end{array}$$

1
2
3
4
5
6
7
8
9

98.3

5.9 ✓

✓ 249.0

98.2

6.0 ✓

249

98.2

✓

1
2
3
4
5
6
7
8
9

98.1

4.7 ✓

✓ 250

98.0

✓ 51.0

✓ 251

98.0

✓

✓ 252

98.0

51.0

1
2
3
4
5
6
7
81
2
3
4
5
6
7
8

9

8 ✓

7

6

4.5

4

3

2

4.7
103.0102.52
4.7
253

99.0

4.0 ✓

254

99.0

255

99.0

+50

99.0

June 11-
1918

102.5
99.9
3.7

102.7
99.5
3.2

✓ 255 + 50

99.0

3.5 ✓

102.5
99.5
3.0

6
7
8
9

98.9
98.9

3.7
3.7

256. 0

98.8

3.7

102.5
98.5
4.0

1
2
3
4
5

98.8
98.8
98.7
98.7
98.6

3.7
3.7
3.8
3.8
3.9

102.5
98.4
3.9

6
7
8
9

98.6
98.6
98.5
98.5

3.9
3.9
3.9
4.0

257. 0

98.5

4.0

258

98.5

4.0

259

98.5

260

98.5

To

266

98.5

103.0
98.5
4.5

BM 30' R 264 + 20

15" J.P. ELEV 99.40

Jan 12-1918

Gouldal
at hills 68

HZ 103.6

266.

98.5

5.1

- 1
- 2
- 3
- 4
- 5
- 6
- 7
- 8
- 9

103.6
99.0
4.6

267.

99.0

4.6

- 1
- 2
- 3
- 4
- 5
- 6
- 7
- 8
- 9

103.6
99.5
4.1

268

99.5

4.1

- 1
- 2
- 3
- 4
- 5
- 6
- 7
- 8
- 9

103.6
101.0
2.6

269 0

100

3.6

$$\begin{array}{r} 103.6 \\ 995 \\ \hline 411 \end{array}$$

269

$$\begin{array}{r} 103.6 \\ 411 \\ \hline \end{array}$$

- 1
- 2
- 3
- 4
- 5
- 6
- 7
- 8
- 9

270

$$\begin{array}{r} 995 \\ 7 \\ \hline 988 \end{array}$$

180

2nd Rd

3.6

99.5

4.1 45.3

- 1
- 2
- 3
- 4
- 5
- 6
- 7
- 8
- 9

$$\begin{array}{r} 104.8 \\ 995 \\ \hline 5 \\ 104.8 \\ 995 \\ \hline 5 \end{array}$$

271

99.4

5.4

- 1
- 2
- 3
- 4
- 5
- 6
- 7
- 8
- 9

$$\begin{array}{r} 104.8 \\ 995 \\ \hline 5 \end{array}$$

272

99.8

5.5

272

99.3

5.5

$$\begin{array}{r} 104.8 \\ 99.3 \\ \hline 5.5 \end{array}$$

1
2
3
4
5
6
7
8
9

$$\begin{array}{r} 107.8 \\ 99.2 \\ \hline 8.6 \end{array}$$

273

99.2

5.6

1
2
3
4
5
6
7
8
9

✓ 274

99.1

5.7

1
2
3
4
5
6
7
8
9

275

99.0

470 R.

468 L.

Right margin @ 146

LE f f l o l o
147 + 60

R

No	Width	Deep	cut
146	4-	1.1	1.0
147	4-2,	1.1	1.0
148	4-2.3	1.0	1.0
149	4-2.3	1.2	1.2
150	4.2-	1.0	1.0
160	4.0-2.5	0.8	0.7
170	4.1-2.3	1.0	—

June 17-1918 PM

Ditch L.

Sta	Width 12p	Bottom	Depth	Curves Heat
-----	--------------	--------	-------	----------------

					Area	Vol
146	4.0	2.2	1.2	1.0	3.7	13.5
147	4.0	2.1	1.2	1.3	3.6	13.1
148	4.2	2.2	1.1	1.0	3.5	13.1
149	4.0	2.1	1.2	1.2	3.6	12.9
+190	4.2	2.1	1.6	—	5.1	3.6
150	4.1	2.2	1.5	1.5	4.7	10.2
+775	4.10	2.5	0.8	—	2.5	

66.4

Page

Cross
Horseshoe Curve
John Peterson

Ditch R

Sta	width Top	Bottom	Depth	calculated for 1'	Area	Vol.
146	4.0	2.2	1.1	1.0	3.4	12.6
147	4.0	2.1	1.1	1.0	3.4	12.0
148	4.0	2.2	1.0	1.0	3.1	12.6
149	4.0	2.2	1.2	1.2	3.7	13.3
150	4.2	2.2	1.1	1.1	3.5	8.4
+3	4.0	2.5	0.8	0.7	2.6	7.2
+70	4.1	2.3	1.0	—	3.2	
						58.1

44
Brink 13

June 17-1918 P.M.

off lake ditch

Beginning		Sta		147+45			
Sta	on top wide	Bottom	Depth	Calculated	Area	Vol	
0	4.0	2.1	1.0	1.0	3.0	12.6	
1	4.2	2.1	1.2	1.0	3.8	12.6	
2	4.0	2.0	1.0	1.0	3.0	8.3	
3	4.0	2.0	0.5	0.5	1.5	2.2	
+35	4.0	2.0	0.5	0.2	1.5	0.2	
+40	4.0	3.5	0.2	0.2	0.7		
						35.9	

Pg 45
Book 13

23
28

13

1+63 culvert } 24 ft
-+77 " }

20° yard done in 15 days

Reborn got 20° yard
for the 5 ditches and
worked about 15 days

163
28
187

163
28
191

Monday June 17-1918
pm

Ditch L

Sta	Width on top	on Bottom	Deep	Depth cutted ft	Area	Vol.
161	4.0	2.0	1.3	1.3	3.9	
+62				current at bottom		15.6
162	4.0	2.0	1.5	1.4	4.5	18.2
163	4.0	1.6	1.9	1.9	5.3	8.2
+40	4.0	1.8	2.0		5.8	10.9
164	4.0	2.2	1.3	1.3	4.0	14.1
165	4.0	2.0	1.2	1.0	3.6	12.4
166	4.0	2.2	1.0	0.6	3.1	12.4
166				old ditch NE of SW		12.4
167	4.0	2.0	1.2	1.2	3.6	
						91.8

Note

Cement Culvert at Sta 161. + 62
is 27.0 ft long and 1.5 high
more or Right on west side from
ditch running in

pg 4 of book 13

1100
 Hospital Creek
 John Peterson of Millers

Ditch R

Sta	Width at top	on Bottom	Deep	Length feet	Area	Vol
160						
+25	4.2	2.1	1.4	—	4.5	4.1
161	4.0	2.3	1.4	1.1	4.3	0.6
+25	4.0	2.3	1.1	1.1	3.5	
+62					—	13.1
162	4.0	2.0	1.3	1.4	3.9	26.3
163	6.0	2.3	2.5	2.5	10.3	24.8
164	4.0	2.3	1.0	1.0	3.1	11.8
165	4.0	2.6	1.0	0.8	3.3	10.7
166	4.0	2.5	0.8	0.7	2.5	
+50					—	10.4
167	4.0	2.2	1.0		3.1	
						101.8

Note Peg Culvert at
 sta 157 is 10 or 12 ft above
 in R and

Length now is about 24 ft
 but culvert lies at angle

Totals 354 Cy.

Wilkins

Board for Engr Crew

June 1st to 15th 1918 inclusive

John W Cuis	12
Gerald Cuis	- 12
Olson	- 4
Reed	- 4
White	1.1
Schmitt	

June 18-1918. Tuesday

$$704 + 44.8$$


$$2705 L$$

Page 25
Page 13

$$705 + 0010.$$

$$704 + 44.8$$

$$55.2$$



$$1706$$

stroke

59.0 ft per
stroke

$$1707$$

$$708$$

$$709$$

$$710$$

$$711$$

Note
Order

From Niswaga Store, South
the line will have the effect
about 8 ft east
so as to have the fence on the
west about 23 ft from E
on the overage.

June 18-1918 - 5 PM.

95.9
 92.3
 2.5
 1.3
 9.8

95.9
 92.0
 9

Adjusting Instrument
 400 ft

Sta A

Elev 10000

+S

1.43

HI

101.43

-S

5.47

Elev

95.96

10000

4.59

104.59

95.96

8.63

8.66

0.03

400 ft OK

to 118.43

173

9592 120.11.6. H I

920

2.38

3.9

117.78

9592

920

3.9

13

26

13

39

9592

920

26

3


36

3

36

3

P 150 Bank 13



27.0
17.4
46.4

40.6

17.4

P257
Book 11

26°54'

704

alt. hub
704+290.3

11.0

703+91.8

18.5

704+46.6

17.4

11.0

15.5

703+26.8

703+20.6

14.5

14.9

613.1+7.3

@ 704. slab.

704 +

703. slab.

✓ 703 + 20.6 unit id.

✓ 703 + 26.8 SW En schurpdy

✓ 703 + 26.8 SW En schurpdy

✓ 703 + 26.8 SW En schurpdy

✓ 703 + 26.8 SW En schurpdy

✓ 703 + 26.8 SW En schurpdy

✓ 703 + 26.8 SW En schurpdy

✓ 704. slab.

✓ 704 + 29.0. Hail PI 70.7

705 20.0 of slab PI

704 + 40.3 = 705

P957
Berk/12

704 "H" 25.3 ft from
705.

$$704 "H" + 02.3 = 705$$

Then to New P.I.
Elev 704 + 29.0
S. Cor of stone 415
old T. pole 4016

BM Elev
New BM NW Co Walk

BM Elev 117.68 old
SW Cor Cement walk
about Sta 704

BM. 80' R Sta 686 old
36" WP. Elev 95.76

BM 30' L Sta 672 + 00
6" JP Elev 88.67

$$\begin{array}{r} 116 \\ 179 \end{array}$$

$$\begin{array}{r} 2, 05 \\ 4) 30 \quad 145 \\ \underline{24} \quad 135 \\ 20 \quad 21,5 \end{array}$$

$$\begin{array}{r} 114,5 \quad 8 \\ \underline{8} \quad 113,0 \\ 1155 \quad 104 \\ \underline{1} \quad 9 \\ 167 \end{array}$$

$$\begin{array}{r} 99 \quad 109 \\ \underline{5} \quad 5 \\ 4 \quad 114 \\ 107 \quad 9 \\ \underline{5} \quad 5 \\ 5 \quad 4 \quad 9400 \end{array}$$

$$\begin{array}{r} 25) 60 \quad (2,4 \quad 915 \\ \underline{50} \quad 25 \\ 100 \end{array}$$

$$\begin{array}{r} 24 \quad 60) 25 \quad (2 \\ \underline{24} \quad 24 \\ 7,2 \quad 10 \end{array}$$

$$\begin{array}{r} 915 \\ \underline{42} \\ 919,2 \\ \underline{42} \\ 923,4 \\ \underline{1} \\ 927,6 \\ \underline{42} \\ 931,8 \\ \underline{42} \\ 936,0 \\ \underline{42} \\ 940,2 \end{array}$$

704	E 118.0
703	116.0
✓ 702	115.3 ✓
✓ 701	114.5 ✓
✓ 700	113.8 ✓
✓ 699	113.0 ✓
✓ 698 + 60	112.0 ✓
✓ 698	109.0 ✓
✓ 697	104 ✓
696	101
695	99.0
694	98.0
693	98.0
692	97.0
691	94.0
691 + 40	91.5
690	91.0
690 + 5	
689	
688	
687	

700.

415.

90

46

80

47

70

48

60

49

50

50

40

51

30

52

20

53

10

54

699.

53

699

113.

70

80

90

100

110

120

130

140

150

698

1095 98

118.3

118 0

53

118.3

109

9.3

118.3

12

6.3

53

230
40
890

93
33
110

40

Good

699 113.0 5.3

90 - 112.8 5.5

80 - 112.6 5.7

70 - 112.5 5.8

60 - 112.4 5.9

50 - 112.2 6.1

40 - 112.0 - 6.3

30

20

10

698 109.0 - 9.3

	grad	Rod
699.00	113.00	5.3
90	112.60	5.7
80	112.20	6.1
70	111.80	6.5
60	111.40	6.9
50	111.00	7.3
40	110.60	7.7
30	110.20	8.1
20	109.80	8.5
10	109.40	8.9
698.00	109.00	9.3

Void

50 ft Lot 4 or 11
long in sec 32

M.V. Baker, Andrews Bldg
Wp. 12.

C.C. ~~Long~~ Crawford
Nemaha.

53c

Sta.	Grade	Read
✓ 699	113.0	5.3 ✓
90	112.8	5.5
✓ 80	112.5	5.8 ✓
70	112.3	6.0
✓ 698+60	112.0	6.3 ✓
✓ 698+60	112.0	6.3 ✓
50	111.5	6.8
40	111.0	7.3
30	110.5	7.8
20	110.0	8.3
10	109.5	8.8
✓ 698.0	109.0	9.3 ✓

HI 109.7
109.0

109.7
109.0
57

Sta

Grade

Road

✓ 698.0

109.0

0.7 ✓

90

1.2

80

1.7

70

2.2

60

2.7

50

3.2

40

3.7

30

4.2

20

4.7

10

5.2

✓ 697.00

104.

5.7 ✓

HI 109.7

Sta

Grade

Red

697.

104

5.7

109.7
104
57

90

80

70

109.7
101.0
8.7

60

50

40

30

20

10


696 . 00

101

8.7

5°27'

330
195
13.5



5° Curve

EXT 33.

275 Tang

600 ft curve

Plotted

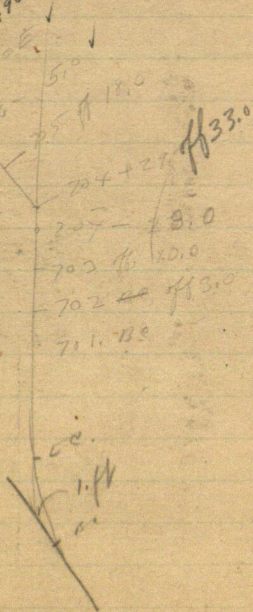
June 20-1918
Thursday

$$706 + 90 = 797 = EC$$

(Pg 57
Book)

2

Plattiel



7 13 2

Nat

706 + 90

= 707 + 00

P957
Book 12

Sta	Grade	Road
695	99.00	
90	90	
80	80	
70	70	
60	60	
50	50	
40	40	
30	30	
20	20	
10	10	
694	98.00	
694	98.00	
90		
80		
70		
60		
50		
40		
30		
20		
10		
693	98.00	

693

90
80
70
60
50
40
30
20
10

692

90
80
70
60
50
40
30
20
10

691

90
80
70
60
50
+ 40
30
20
10

690

90
80
70
60
+ 50
40
30
20

689 -

98.00

90
80
70
60
50
40
30
20
10

97.00

70
40
96.10
80
50
95.20
90
60
30

94.00

93.6
93.2
92.8
92.3
91.9
91.5
3
2
1

920

80
60
40
20
90.00

90.00

OK

689

90
80
70
60
50
40
30
20
10

90.00

.20
40
60
80
91.00
20
40
60
80

688

90
80
70
60
50
40
30
20
10

92.00

20
40
60
80
93.00
20
40
60
80

687

90
80
70
60
50
40
+ 30
20
10

94.00

20
40
60
80
90
95.00
95.3
4
5

686

90
80
+ 70
60
50
40
30
20
10

95.6

5
4
95.3
95.0
8
6
4
2

685 -

94.0

685

90
80
70
60
50
40
30
20
10

684

90
80
70
60
50
40
30
20
10

683

90
80
70
60
50
40
30
20
10

682

90
80
70
60
50
40
30
20
10

681

9400

93.7
93.5
93.2
93.0
92.7
92.5
2
92.0
2

91.5

2
91.07
5
2
90.0
7
5
2

89.0

.7
.5
2
88.0
7
5
2
87.0
7

86.5

4
3
2
1

86.0

680

90
80
70
60
50
40
30
20
10

86.5

87.0

5
7
88.0
2
5
7

89.0

100.2

7.3

93.9

679

H 100.20

690

92.00

8.20

100.2

8.2

92.0

June 2

HT 100122

Slab

Grad.

Red

68.5 + 70

95.0

5.2

60

5.3

50

5.5

40

5.6

30

5.8

20

5.9

10

6.1

68.5

94.0

6.2

90

6.4

80

6.7

70

6.9

60

7.2

50

7.5

40

7.7

30

8.0

20

8.2

10

8.5

68.4

91.5

8.7 - 8.9

3.9

9

4.1

8

4.4

7

4.6

6

4.9

5

5.1

4

5.4

3

5.6

2

5.9

1

6.1

68.3

89.0

6.4

HT 100.22

HT 95.36

$$\begin{array}{r}
 100.22 \\
 100.2 \quad 95 \\
 \underline{94.0} \quad 5.2 \\
 6.2
 \end{array}$$

$$\begin{array}{r}
 2110.140 \\
 35 \\
 \underline{11.2} \\
 87 \\
 \underline{25}
 \end{array}$$

$$\begin{array}{r}
 9.5 \quad 87 \\
 \underline{88} \quad 25 \\
 11.2
 \end{array}$$

$$\begin{array}{r}
 915 \\
 \underline{890} \\
 25
 \end{array}$$

$$\begin{array}{r}
 95.4 \\
 \underline{89} \\
 6.4
 \end{array}$$

$$\begin{array}{r}
 95.36 \\
 \underline{91.5} \\
 3.9 \\
 6.4 \\
 \underline{3.9} \\
 2.5
 \end{array}$$

$$\begin{array}{r}
 100.2 \\
 \underline{89} \\
 11.2 \\
 100.2 \\
 \underline{91.5} \\
 8.7 \quad 17.7 \\
 25 \\
 \underline{6} \\
 47
 \end{array}$$

$$\begin{array}{r}
 95.4 \\
 \underline{91.5} \\
 3.9
 \end{array}$$

See

and

Red

683

89.0

6.7

H.I.

95.7
86.9
8.8

90
80
70
60
50
40
30
20
10

6.6
6.4
7.11
7.4
7.0
7.9
8.1
8.4
8.0

682

86.5

8.7

H.I.

95.4

H.I.

89.6

9
8
7
6
5
4
3
2
1

86.4
86.4
86.3
86.3
86.2
86.2
86.1
86.1
86.0

9.0
9.0
9.1
9.1
9.2
9.2
9.3
9.3
9.4

681

86.0

9.4

7
6
5
4
3
2
1

680

86.5

89
64
25

95.4
86.5

~~84.5~~
~~95~~

86.5

95.4
86.5

95.4

9.9

84
9.4

327
45.10

June 29-1918

Harald J Cuss
~~Town~~ ch
admirable ch

This was run yesterday
by Harald + ad Reid

Beg @ Cen of sec 32-
T 134-R 28

Chain w. N Rough ch

@ 300 stake

@ 585.20 W. Hub (11.82 N)

@ 600 stake

@ 900 stake

@ 1026.70 W. Hub (20.70 N)

@ 1200 stake

@ 1401.40 W. Hub (28.30 N)

@ 1500 stake

@ 1800 stake

@ 1904.53 W Hub = (38.50 N)

@ 2100 stake

@ 2340.00 Hub (47.30 N)

@ 2400 stake

@ 2654.90 Hub

Line is 53.50 FT N of Hub

(N 53.60)

Temp. Eau sur 32
2655.

535
Temp. 11
ON FENCE

2655 53.50 .0202
5310
4000 202

585
202

17
838
202

1170

1170

102720.281401

202

11.8170

2054

202

2102

2054

2802

207754

283002

1904

202

2340

202

3808

468

3808

468

384608

47.268

1904

202

3808

234

2655

34

2808

202

202

2

28468

468

5310

45

28468

468

5310

689

28468

468

53.631

68.68

28468

468

68.68

June 28 Fri

Herald worked

Herald - Reed Herald & I

H. H. H.

~~Herald & Reed set Huts~~
~~Hall, 1 mile west~~

Put in 25 ft slates while a camp

P.M.

Herald & Reed Rain & ch

$\frac{1}{2}$ mile W & ch $\frac{1}{2}$ ix

White, & Herald ch in $\frac{1}{2}$ S
and help me & S.

29- Reed with slat

Herald to White Church

over line Gerald & I help

P.M. all run 25 ft slates

Brushed 10403

Grabbed To 376

July 2-1918

87
26
7

983	<u>9826</u>	98.3
902	91.3	90.4
7.8	<u>915</u>	7.9
783	7.8	983 98.3
<u>920</u>	71	<u>915</u> 91.6
65	<u>62</u>	7.0 6.7
983	7	
<u>981</u>		948
52		
	98.3	98.3 98.3
100.6	<u>952</u>	<u>95.5</u> 97.0
54	91	28 113
<u>95.2</u>		

July 7-1911

Cross
whisk
dial
to base

Point	BS +	HI	FS -	Elev	Grade	100
BM	3.66	98.26		94.60		
321			6.5		91.5	6.8
+55			7.6		90.5	7.8
322			9.9		90.0	8.3
323			7.6		90.4	7.9
+65			7.3		91.3	7.0
+87			7.1		91.6	6.7
324			6.7		92.0	6.3
+15			6.3		92.3	6.0
+56			5.4		93.1	5.2
325			4.9		94.0	4.3
+80			3.9		95.2	3.1
326			3.4		95.7	2.8
327			1.0		97.0	1.3

Taking elevation of cut & grade on
new finished
US 171 Malls Revised grades

	±	
$\frac{80.3}{12}$	$\frac{0}{0.3}$	$\frac{80.2}{12}$
$\frac{80.1}{12}$	$\frac{0.2}{0.2}$	$\frac{80.4}{12}$
$\frac{80.1}{12}$	$\frac{F0.6}{F0.6}$	$\frac{80.7}{12}$
$\frac{80.1}{12}$	$\frac{0}{0.3}$	$\frac{80.1}{12}$
$\frac{F0.4}{F0.4}$	$\frac{F}{0.3}$	$\frac{F0.2}{F0.2}$
$\frac{F0.5}{12}$	$\frac{F}{0.4}$	$\frac{F0.2}{12}$
$\frac{F0.3}{12}$	$\frac{F}{0.4}$	$\frac{F0.3}{F0.3}$
$\frac{F0.5}{12}$	$\frac{F}{0.3}$	$\frac{F0.3}{12}$
$\frac{F0.4}{12}$	$\frac{F}{0.2}$	$\frac{F0.1}{12}$
$\frac{F0.6}{12}$	$\frac{F}{0.4}$	$\frac{F0.3}{12}$

Note @ Sta 324+56 There is
already a cut of 4.0 on the Right
and 3.7 on the Left

$\frac{F0.1}{12}$	$\frac{F}{0.3}$	$\frac{F0.4}{12}$
$\frac{F0.2}{12}$	$\frac{F}{0.4}$	$\frac{F0.3}{12}$
$\frac{0.3}{0.3}$	$\frac{F}{0.3}$	$\frac{F1.0}{12}$

July 15-1918

Order

Excavate @ Sta 153 & Raise

Sta 161 to 166 raise fill by three

Sta 166 to 168 + 50

Sta 169 lower grade 0.3

170 " " 0.7

171 " " 0.8

172 " " 0.5

Sta 174 to 176 raise 1

at 177 & 178

Sta 181 to 184 raise to grade

grade Sta 186 to 188

Original handed to

Clay already spread to 155 can

Larson sent young Mahlum
L. Peterson to board

from Mabl ^{Gould}
+ only

@ No 156

wing up from sides and seaward

grade by cutting to grade

by hauling - lowering to

within

@ and

Orie S. Hober
Radville
Sask.

E. Hober Radville Sask.
Gov't Homestead Inspector

Orie S. Hober	English
James C. Mahlum	Chinese

~~July 31-1918~~
~~Curio Hober~~
~~Sta 273+815~~ ~~Ref 46°55'N~~
~~R.P. 12°P NE 64.4~~
~~RP 6°P SE 67.0~~

*copied from
plant*

July 31-1918
Cues. Hober.

By @	303	150	W
To	302 a	100	
"	301 @	100	
"	300 a	100	
"	299 a	100	
"	298 a	100	
"			
To	302	19.7	
	301	100	
	300	100	
	299	100	
	298	100	
	295	97	6.0.0
	296	97	5.0.0
	295	97	5.0.3
	294	97.5	60.

July 31-1918
Carr Hoban

Pg 16 Arch 13
Pg 13 - Arch 12

Sta 276 + 63.5 = 277. + 00.
= E.C.

\$15 on road for fuel.

moving rock etc

stripping I guess

in upper part mostly
at least 20 ft

July 1918

27

4 men

4 team

29

3

"

3

"

Aug 13-1918

Cuis
Gould Cur

Lewis E. Montgomery

414 ~~Fair St~~ Farrer St
NE 1st M

Tel 559 R

Aug 13-1918

IBM. 98.82

103.01.

447

98.54

9854

405

10259

443

10325 HI

703

96.22 = 96.18

Adjusting Level

Point + S	HI -	- S	Elev
Py A 3.01	103.01		102.00
Py B		4.47	98.54
Py B 4.05	102.59		98.54

4.45

Point	+ S	HI	- S	Elev
B.M.				

62 41 41
 48 48
 56 56
 17

Point	+S	HI	-S	Elev
Bm	4.65	103.47		98.82
251			5.07	98.40
250		OK	5.07	98.40
249		97.5	5.27	98.20
248		98.5	4.67	98.80
247		91.8	4.67	98.80
246			6.17	97.30
245			7.57	95.80
244			8.17	95.30
243			8.17	95.30
242	6.2		8.87	94.60

~~4.1~~
~~4.7~~
~~6.5~~
~~6.6~~

95.9
 89.7
 6.2
 6.9
 6.7

9812
465
 103.47
5.07
 98.40
 103.47
8.17
 95.30
 103.47

10347
5.27
 98.20
 1034.7
767
 95.80
 95.80
9730
 95.80
1.50

103.47
4.67
 98.80
 417
 10347
6.17
 9730
 10347
9840
 5.07

103.5
4.8
 8.7

10347
8.7
 4.7

10347
8.8
 9460

103.47
7.00
 5.47

980
 970
 960
 950
 9410
 930

10347
8.87
 9460

5.4
4.1
 1.5

4.1
4.7
 4.8
 41
 48
 56

41
7
 48
7
 55

~~Point~~

PT.	+S	HI	-S	Elev
RAM	296	99.19		95.23

244			289	95.30
✓ 243	95.2		3.00	95.200K
✓ 242	94.7		3.80	94.40K
✓ 241	93.6		4.6	93.60K
✓ 240	93.5		4.8	93.4
✓ 239	93.4		4.8	93.4
238	93.3		5.0	93.4
237			6.3	91.9

9592

238	93.3		216	93.3
237	91.8	up 0.8	3.9	92.0
236	90.3		5.5	90.4
235			6.5	89.4
234			7.2	89.7
233			7.2	89.7
232				
231				
230				

Check or should be stated.

69
39
5
959

910

49

90.3

890

01.3

164

125

51

9 49

959

918

41

918

90.3

1.5

918

933

69

59

6

122

20

69

59

6

122

20

69

59

6

122

20

77

59

1.5

573

1.7

69

59

6

122

20

69

59

6

122

20

69

59

6

122

20

93.3

90.3

3.0

90.3

1.5

918

933

69

59

6

122

20

69

59

6

122

20

69

59

6

122

20

2 164
82

4) 23
24
80 2000
28

959

918

4) 575 1144²⁰ 23.00
575 41
117.25 5.75
10.90

900
3
123

164 5.9

910
184

9172 95.23
420 0.65

959
903
56

95.92 95.88
4.20
91.68

959
890
6.9

959 72
88.7 89.0
88.70

95.9
895 234 = 887
64 1.6

903 30

95.9 90.3
88.7
7.2

887
8
895
08
903

887

89.0

90.3

234 - 89.0

1059

15

91.1

23

69

897

6.2

15

93.3

62

90.3

89.0

2

1.34

07

897

90.3

236

90.3

235

89.7

234

89.0

Note:

This book belongs to
John W. Curo
Brainerd Minn

If lost, finder please
have it sent to Curo
at once and be paid
well

It is important
that the book is sent in
immediately as it
may be needed badly

July 30-1918

PO Box 12

Rex 610 Tamarac St

Phone 518 L.