

U. S. Department of Agriculture

FOREST SERVICE

Poston

C17

Chippewa

NATIONAL FOREST

CORNERS OF THE PUBLIC SURVEY

T. 150 R. 28 Mer. 5

1/4 Corner common to Sections 2, and 3

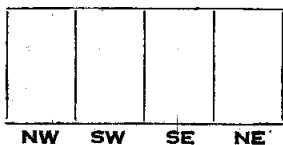
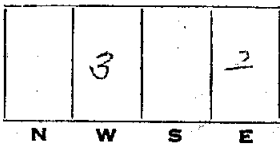
Corner consists of a Balser post (not) in place
State condition Good

Dimensions above ground 36 inches

Sketch grooves, letters, figures, or notches, on proper face or edge.

CARDINAL POSITION


DIAGONAL POSITION



Mound of _____ is located _____

Pits are located _____

Sketch markings of Bearing Trees (or Rocks) in proper box and fill blanks below, giving bearings from Corner to Trees and Distances in Links.



Species Spruce

Diameter 10

Bearing N 5 W

Distance 5 1/4

Do you believe this to be a genuine Land Office Corner? yes

If not, why? _____

Gulley & Harls

(Signature)

9-12-34

(Date)

Field Ass't

(Title)

Corner again.
Line divided into 100 ft. squares
North & South, bisected Balsam
Windfall 274 + 52 W of
Post

Give any further facts which will aid in finding this

5 ft. 6 inches distant.

From which this Corner bears

W 50 S


side of

Tree

tree 6 inches diameter, on the

S.W.

Metal Location Poster is on a Balsam Tree



(Make sketch of topography near Corner)

U. S. Department of Agriculture

FOREST SERVICE

Chippewa NATIONAL FOREST

CORNERS OF THE PUBLIC SURVEY

T. 150 R. 28 5 Mer.

4 Corner common to Sections

2, and 3

Corner consists of a BALSAM PINE in place

State condition Good.

Dimensions above ground 36 inches

Sketch grooves, letters, figures, or notches, on proper face or edge.

CARDINAL POSITION

DIAGONAL POSITION

	3		2
N	W	S	E

NW	SW	SE	NE

Mound of _____ is located _____

Pits are located _____

Sketch markings of Bearing Trees (or Rocks) in proper box and fill blanks below, giving bearings from Corner to Trees and Distances in Links.

See 3			
B.T.			

Species SPRUCE

Diameter 10'

Bearing N 5° W

Distance 5 ft.

Do you believe this to be a genuine Land Office Corner? yes.

If not, why? _____

9-12-34

(Date)

Gilly & Karls

(Signature)

Field Asst

(Title)

C-17

Live blazed Lunnings.
North & South blazed
Balsam, Wind fall *ST*
SW of Post

Corner again.

Give any further facts which will aid in finding this

chains distant.

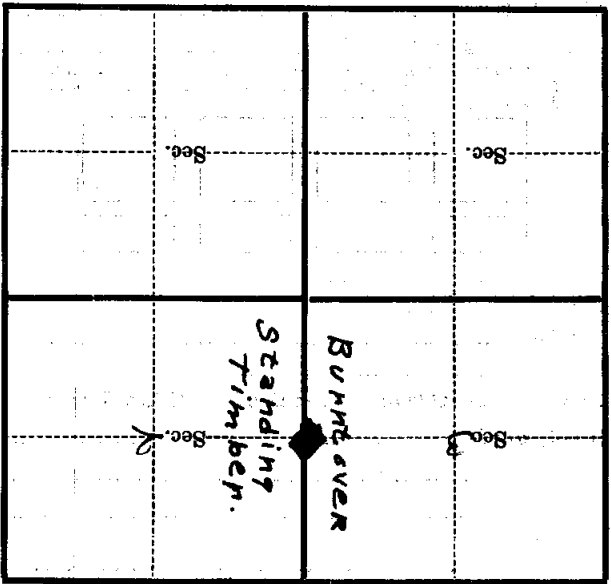
ST

from which this Corner bears W.S.S

side of *Tree*

tree 6 inches diameter, on the S.W.

Metal Location Poster is on a Balsam Tree



(Make sketch of topography near Corner)

T. 150 R. 28 S. Mer.