

Form 874-B—Revised May, 1918
 U. S. Department of Agriculture
 FOREST SERVICE

C21

Chippewa NATIONAL FOREST

CORNERS OF THE PUBLIC SURVEY

T. 149 R. 287 5th Mer.

1/4

Corner common to Sections

2, and 1

Corner consists of a Post (rod) in place

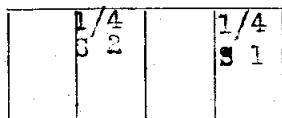
State condition Good

Dimensions above ground 36 inches


Sketch grooves, letters, figures, or notches, on proper face or edge.

CARDINAL POSITION

DIAGONAL POSITION



N W S E



NW SW SE NE

Mound of _____ is located _____

Pits are located _____

Sketch markings of Bearing Trees (or Rocks) in proper box and fill blanks below, giving bearings from Corner to Trees and Distances in Links.

1/4 S 1			
B.T.			

Species Ash

Diameter 8"

Bearing S 64° E

Distance 30 Link

Do you believe this to be a genuine Land Office Corner? Yes

If not, why? _____

Harrison
 Signature

6/28/35

(Date)

300 Assist. Inspector

(Title)

Corner again.

Give any further facts which will aid in finding this

30 LKS, chains distant.

from which this Corner bears

N 64° W

side of

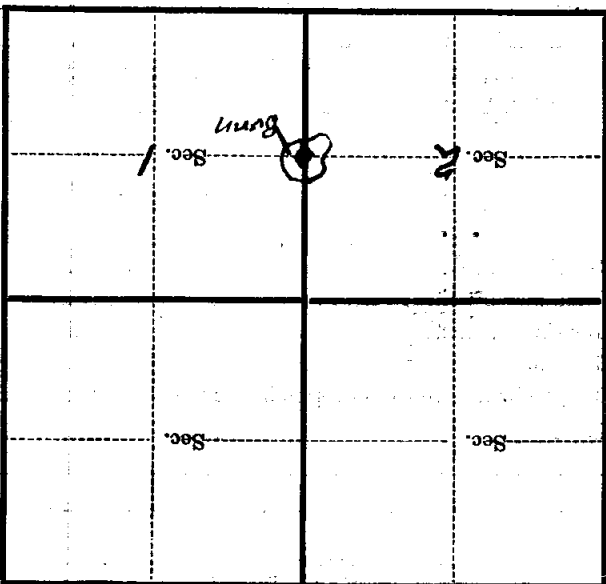
Tree

tree 6 inches diameter, on the

NW

Metal Location Poster is on a

Japan



(Make sketch of topography near Corner)

T. LYON R. 25W 57N Mer.

Form 874-B—Revised May, 1918
U. S. Department of Agriculture
FOREST SERVICE

Chippewa NATIONAL FOREST
CORNERS OF THE PUBLIC SURVEY

T. 149N R. 28W 5TH Mer.

VH Corner common to Sections
2, and 1

Corner consists of a Post (not) in place

State condition good

Dimensions above ground 36 inches

Sketch grooves, letters, figures, or notches, on proper face or edge.

CARDINAL POSITION

DIAGONAL POSITION

	<u>VH</u> <u>S</u> <u>2</u>		<u>VH</u> <u>S</u> <u>1</u>
N	W	S	E

NW	SW	SE	NE

Mound of _____ is located _____

Pits are located _____

Sketch markings of Bearing Trees (or Rocks) in proper box and fill blanks below, giving bearings from Corner to Trees and Distances in Links.

<u>VH</u> <u>S</u> <u>1</u>			
<u>B.T.</u>			

Species Aspen

Diameter 5"

Bearing 56⁰E

Distance 30.171K

Do you believe this to be a genuine Land Office Corner? yes

If not, why? _____

Harrison Adams

(Signature)

6/28/35

(Date)

C.C. Asst Leader

(Title)

Faded handwriting on ruled lines, possibly including a title or address.

Corner again.

Give any further facts which will aid in finding this

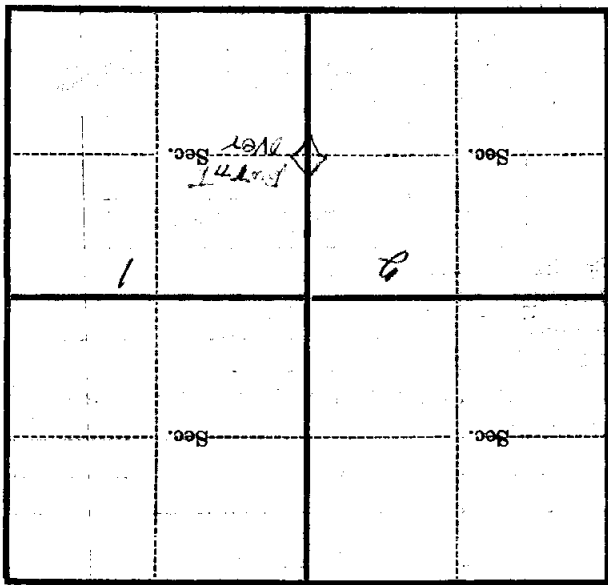
GDHYS chains distant.

from which this Corner bears N 64° W

side of Tree

tree 8 inches diameter, on the NW

Metal Location Poster is on a ASPEN



(Make sketch of topography near Corner)

T. 149N R. 22W S. 15. Mer.