

U. S. Department of Agriculture

Submitted to FOREST SERVICE

R-5

R-5

Chippewa NATIONAL FOREST

CORNERS OF THE PUBLIC SURVEY

T. 148 N R. 31 W 5th Mer.

SECTION Corner common to Sections

19, 20, 30, and 29

Corner consists of a PIPE LINE (not) in place

State condition Road

Dimensions above ground UNDERGROUND inches

Sketch grooves, letters, figures, or notches, on proper face or edge.

CARDINAL POSITION

DIAGONAL POSITION

--	--	--	--

N W S E

--	--	--	--

NW SW SE NE

Mound of _____ is located _____

Pits are located _____

Sketch markings of Bearing Trees (or Rocks) in proper box and fill blanks below, giving bearings from Corner to Trees and Distances in Links.

T148 R31 S19			

Species SPRUCE

Diameter 6"

Bearing N68W

Distance 125 ft

Do you believe this to be a genuine Land Office Corner? _____

If not, why? _____

J Fairbanks

(Signature)

3/29/34

(Date)

c c c

(Title)

East of West Road
Road intersecting from
North

Corner again.

Give any further facts which will aid in finding this

123 chains distant.

from which this Corner bears


S 87 E

side of

tree 5 inches diameter, on the

S/E

Metal Location Poster is on a Black Spruce



(Make sketch of topography near Corner)

T. 148 N. R. 31 W.

R-5
Mer
R-5

U. S. Department of Agriculture
FOREST SERVICE

R-5

R-5

Chippewa NATIONAL FOREST

CORNERS OF THE PUBLIC SURVEY

T. 148 N. R. 31 W. 5th Mer.

Section Corner common to Sections

19, 20, 30, and 29

Corner consists of a Pipe (not) in place

State condition

Dimensions above ground Underground inches


Sketch grooves, letters, figures, or notches, on proper face or edge.

CARDINAL POSITION

DIAGONAL POSITION



N W S E



NW SW SE NE

Mound of is located

Pits are located

Sketch markings of Bearing Trees (or Rocks) in proper box and fill blanks below, giving bearings from Corner to Trees and Distances in Links.

T. 148			
R. 31			
S. 19			

Species Spruce

Diameter 6"

Bearing N. 68° W.

Distance 1.05 ch.

Do you believe this to be a genuine Land Office Corner? Yes

If not, why?

J. Fairbanks

J. Fairbanks

(Signature)

enrollee

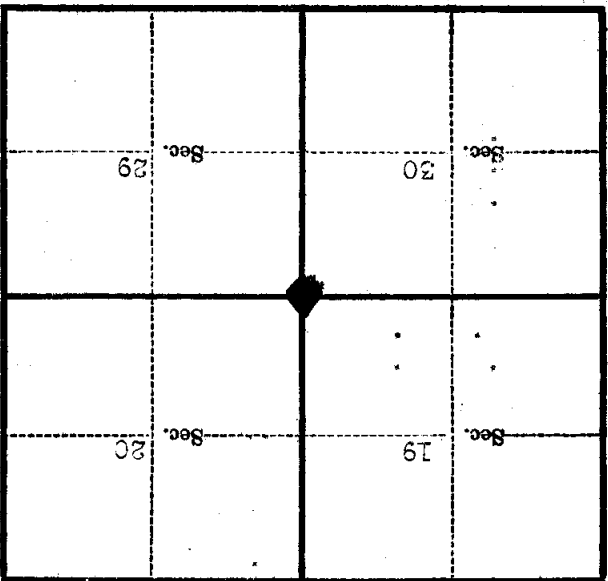
(Title)

3/27/36

(Date)

Corner again. East and west road intersecting from North.

Metal Location Poster is on a Black spruce tree 5 inches diameter, on the side of from which this Corner bears 1.23 chains distant. Give any further facts which will aid in finding this



(Make sketch of topography near Corner)

T. 148 N. R. 31 W. 5th Mer. R-5