

U. S. Department of Agriculture
FOREST SERVICE

M-5

.....Chippewa NATIONAL FOREST

CORNERS OF THE PUBLIC SURVEY

T. 147 N. R. 28 W. 5th Mer.

..... S 1/16 Corner common to Sections

.....,, 17, and 18.....

Corner consists of a Scribed stake (not) in place


State condition Fair.....

Dimensions above ground 3" thru 37" high inches

Sketch grooves, letters, figures, or notches, on proper face or edge

CARDINAL POSITION

DIAGONAL POSITION



N W S E

NW SW SE NE

Mound of is located

Pits are located

Sketch markings of Bearing Trees (or Rocks) in proper box and fill blanks below, giving bearings from Corner to Trees and Distances in Links.



Species No witness tree.....

Diameter

Bearing

Distance

Do you believe this to be a genuine Land Office Corner? Yes.

If not, why?

W Banks
(Signature)

Tech. Foreman
(Title)

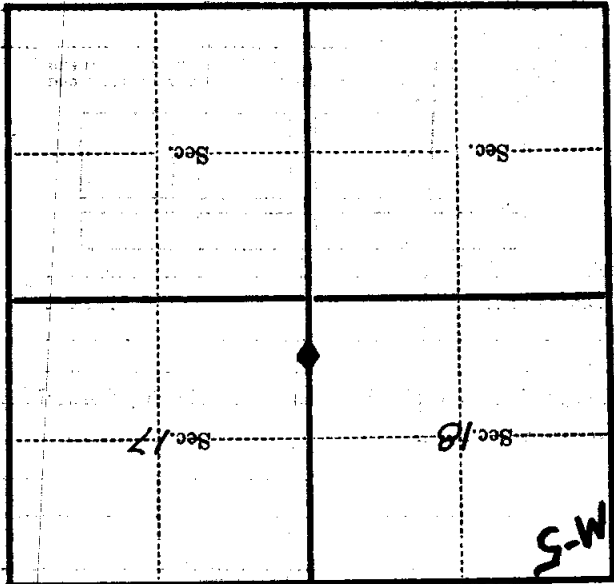
10/5/34
(Date)

Blank lined area for notes at the top of the page.

Located in on Ac type.

Corner again.

Give any further facts which will aid in finding this
chains distant.
from which this Corner bears
side of
tree inches diameter, on the
Metal Location Poster is on a



(Make sketch of topography near Corner)

Printed May, 1918

U. S. Department of Agriculture
FOREST SERVICE

Posted

W. Banks
m-5

Chippewa NATIONAL FOREST

CORNERS OF THE PUBLIC SURVEY

T. 147N R. 28W 5th P. Mer.

S 1/16 Corner common to Sections

17, and 18

Corner consists of a **scribed stake** (not) in place

State condition **fair**

Dimensions above ground **3" thru; 37" high** inches

Sketch grooves, letters, figures, or notches, on proper face or edge.

CARDINAL POSITION

DIAGONAL POSITION

		S 1/16	
		Cor.	
		Sec.	
		18	

N W S E

NW SW SE NE

Mound of _____ is located _____

Pits are located _____

Sketch markings of Bearing Trees (or Rocks) in proper box and fill blanks below, giving bearings from Corner to Trees and Distances in Links.

Species **No witness tree.**

Diameter _____

Bearing _____

Distance _____

Do you believe this to be a genuine Land Office Corner? **Yes**

If not, why? _____

W. Banks

(Signature)

Tech. Foreman


(Title)

10/5/34

(Date)

Metal Location Poster is on a tree inches diameter, on the side of from which this Corner bears chains distant. Give any further facts which will aid in finding this Corner again.

Located in A. S. type.



(Make sketch of topography near Corner)