

Minnesota

CORNERS OF THE PUBLIC

147

R. 26

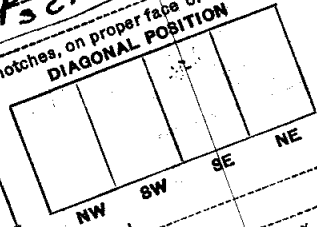

Corner common to Sections

14, 19, and 20

DESCRIPTION OF CORNER
Temp. Stake
Not described

Corner consists of a

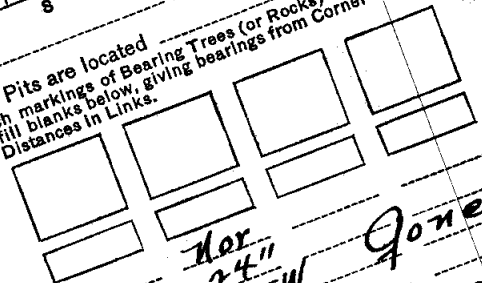
Dimension above ground



Mound of _____ is located

Pits are located

Sketch markings of Bearing Trees (or Rocks) in proper box and fill blanks below, giving bearings from Corner to Trees and Distances in Links.



Species _____
Diameter _____
Bearing _____
Distance _____

None
74"
S 45 W
12 L. *gone*

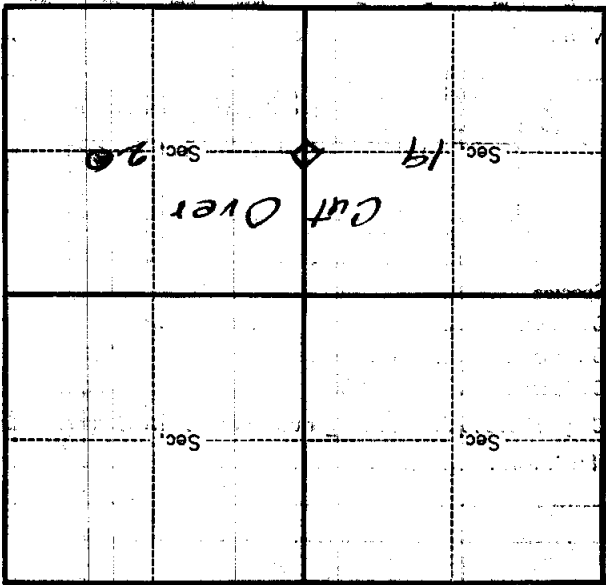
Do you believe this to be a genuine Land Office Corner
If not, why? _____

Aug. 1923
Date.

Geo Farley
Signature.
Range
T

T. 147 R. 76 S. Mer.

(Make sketch of topography near corner.)



Metal Location Poster is on a

tree inches diameter, on the

side of

from which this Corner bears

chains distant.

Give any further facts which will aid in finding this

Corner again.

North of Inger Road
15 chs.

U. S. Department of Agriculture
FOREST SERVICE

25

Chippewa NATIONAL FOREST
CORNERS OF THE PUBLIC SURVEY

T. 147 R. 26 5th Mer.

1/4 Corner common to Sections
19, and 20

Corner consists of a Tam. (not) in place

State condition new

Dimensions above ground _____ inches

Sketch grooves, letters, figures, or notches, on proper face or edge.

CARDINAL POSITION

DIAGONAL POSITION

--	--	--	--

--	--	--	--

N W S E

NW SW SE NE

marked

Mound of _____ is located _____

Pits are located _____

Sketch markings of Bearing Trees (or Rocks) in proper box and fill blanks below, giving bearings from Corner to Trees and Distances in Links.

S- 19			
B.T.			

Species N. PINE

Diameter 2.8

Bearing S. 45° W

Distance .12

Do you believe this to be a genuine Land Office Corner? Yes

If not, why? _____

Balke

(Signature)

Leader

(Title)

1937

(Date)

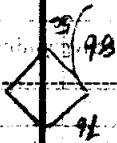
78

[Faint, illegible text in the top section of the page, possibly bleed-through from the reverse side.]

Corner again.

Give any further facts which will aid in finding this
 chains distant.
 from which this Corner bears
 side of
 tree inches diameter, on the
 Metal Location Poster is on a

	Sec.		Sec.
	Sec.	19	Sec.
20		76	



(Make sketch of topography near Corner)