

Form 874-9—Revised May, 1918  
U. S. Department of Agriculture  
FOREST SERVICE

CB  
53 36

NATIONAL FOREST

CORNERS OF THE PUBLIC SURVEY

T. <sup>147</sup><sub>4</sub> R. <sup>26</sup> Mer. <sup>5</sup>

Corner common to Sections  
7, 18, and

Corner consists of a norway stake (not) in place  
State condition

Dimensions above ground inches

Sketch grooves, letters, figures, or notches, on proper face or edge.

CARDINAL POSITION

DIAGONAL POSITION

--	--	--	--

N W S E

--	--	--	--

NW SW SE NE

Mound of is located

Pits are located

Sketch markings of Bearing Trees (or Rocks) in proper box and fill blanks below, giving bearings from Corner to Trees and Distances in Links.


Species

Diameter

Bearing

Distance

Do you believe this to be a genuine Land Office Corner?

If not, why?

(Signature)

(Date)

(Title)

Corner again.

Give any further facts which will aid in finding this


chains distant.

from which this Corner bears

side of

tree inches diameter, on the

Metal Location Poster is on a



(Make sketch of topography near Corner)

U. S. DEPARTMENT OF AGRICULTURE  
FOREST SERVICE

4  
W

Minnesota NATIONAL FOREST  
CORNERS OF THE PUBLIC SURVEY

T. 147 R. 26 Mer. 5

1/4 Corner common to Sections  
7, and 18

DESCRIPTION OF CORNER

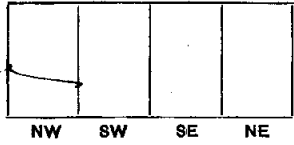

Corner consists of a Temp. Mer. Stake 5' high

Dimension above ground 2" inches.

Sketch grooves, letters, figures, or notches, on proper face or edge.

CARDINAL POSITION


DIAGONAL POSITION



Mound of \_\_\_\_\_ is located \_\_\_\_\_

Pits are located \_\_\_\_\_

Sketch markings of Bearing Trees (or Rocks) in proper box and fill blanks below, giving bearings from Corner to Trees and Distances in Links.



Species \_\_\_\_\_

Diameter \_\_\_\_\_

Bearing \_\_\_\_\_

Distance \_\_\_\_\_

Do you believe this to be a genuine Land Office Corner? Yes

If not, why? \_\_\_\_\_

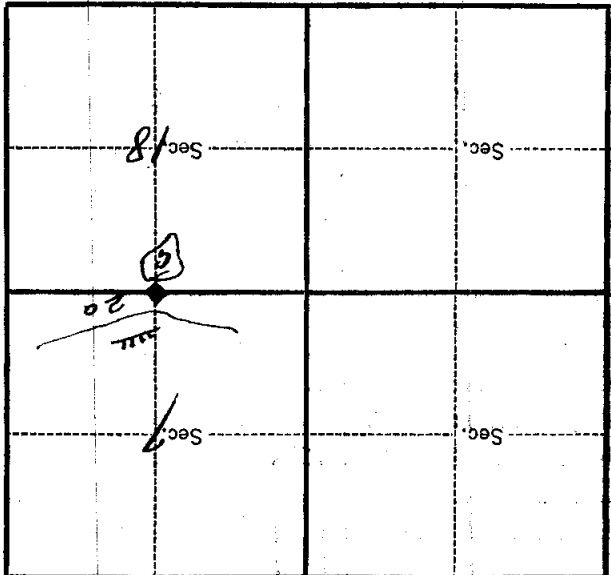
Geo Farley  
Signature.

Ranger  
Title.

9-18-24  
Date.

T. 147 R. 24 S. Mer.

8-2021 (Make sketch of topography near corner.)



Metal Location Poster is on a \_\_\_\_\_ inches diameter, on the \_\_\_\_\_ side of \_\_\_\_\_ from which this Corner bears \_\_\_\_\_ chains distant.

Give any further facts which will aid in finding this Corner again.

North side of open meadow