

Form 874-B—Revised May, 1918
U. S. Department of Agriculture
FOREST SERVICE

P
R-11

Chippewa NATIONAL FOREST

CORNERS OF THE PUBLIC SURVEY

T. 146 N R. 27 W 5th P Mer.

1/4 Corner common to Sections
21, and 28


Corner consists of a Oak Post (not) in place
1 1/2" Iron Pipe
State condition Good

Dimensions above ground Post 48 inches

Sketch grooves, letters, figures, or notches, on proper face or edge.

CARDINAL POSITION

DIAGONAL POSITION



N W S E




NW SW SE NE

Mound of _____ is located _____

Pits are located _____

Sketch markings of Bearing Trees (or Rocks) in proper box and fill blanks below, giving bearings from Corner to Trees and Distances in Links.



Species _____

Diameter _____

Bearing _____

Distance _____

Do you believe this to be a genuine Land Office Corner? Yes

If not, why? _____

J.A. Gjelhaug
(Signature)

Jr. Civil Eng.
(Title)

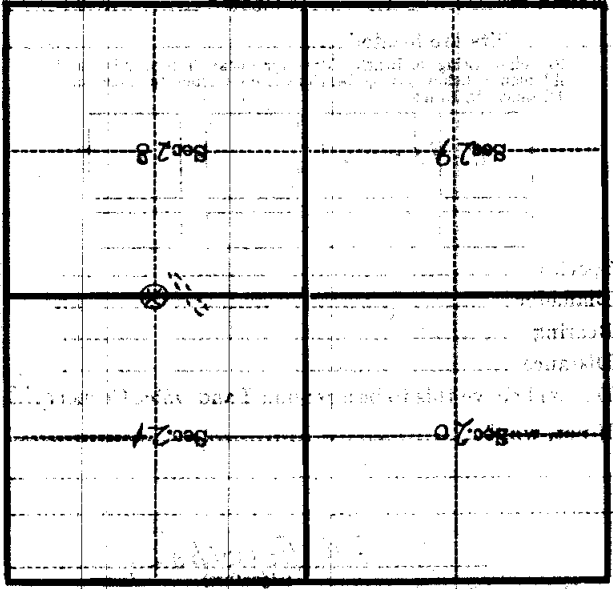
4/29/37
(Date)

SECTION 29

SECTION 29

Corner again:
No trees set oak Post
3" x 60" x 1" x 18" pipe
drove it so only 2" above ground

Metal Location Poster is on a tree inches diameter, on the side of from which this Corner bears chains distant Give any further facts which will aid in finding this



(Make sketch of topography near Corner)

Form 874-B—Revised May, 1918
U. S. Department of Agriculture
FOREST SERVICE

P

Chippewa NATIONAL FOREST

R-11

CORNERS OF THE PUBLIC SURVEY

T. 146N. R. 27W 5th P. Mer.

Quarter Corner common to Sections
.....,, 21, and 20

Corner consists of an Oak Post (nat) in place
and 1" x 1 1/2" iron pipe
State condition Good

Dimensions above ground Post: 48" inches
Sketch grooves, letters, figures, or notches, on proper face or edge.

CARDINAL POSITION

DIAGONAL POSITION

--	--	--	--

N W S E

--	--	--	--

NW SW SE NE

Mound of is located

Pits are located

Sketch markings of Bearing Trees (or Rocks) in proper box and fill blanks below, giving bearings from Corner to Trees and Distances in Links.

<u>No trees.</u>			

Species

Diameter

Bearing

Distance

Do you believe this to be a genuine Land Office Corner? yes.

If not, why?

J. A. Gjelhaug

(Signature)

Jr. Civil Eng

(Title)

4/29/37

(Date)

