

U. S. Department of Agriculture
FOREST SERVICE

~~Chippewa~~ NATIONAL FOREST

CORNERS OF THE PUBLIC SURVEY

T. 145 N. R. 30 W. S. 24 Mer.

Quarter Corner common to Sections

23, and 24

Corner consists of a Metal pipe (not) in place

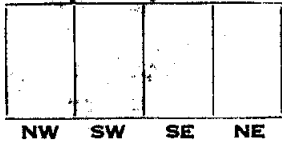

State condition Good

Dimensions above ground 2" inches

Sketch grooves, letters, figures, or notches, on proper face or edge.

CARDINAL POSITION


DIAGONAL POSITION



Mound of is located

Pits are located

Sketch markings of Bearing Trees (or Rocks) in proper box and fill blanks below, giving bearings from Corner to Trees and Distances in Links.



Species Aspen Aspen Sugar

Diameter 3" 2"

Bearing S45E N53W

Distance 145 Lks. 96 Lks.

Do you believe this to be a genuine Land Office Corner? Yes

If not, why?

Harold James

(Signature)

Dec. 11, 1936

(Date)

(Title)

U. S. Department of Agriculture
FOREST SERVICE

*Survey
Pointed*

021

Chippewa NATIONAL FOREST
CORNERS OF THE PUBLIC SURVEY

T. 145 N. R. 30 W. S. 5 th. Mer.

Quarter Corner common to Sections

23, 24, 25, and 26

Corner consists of a Metal pipe (No) in place

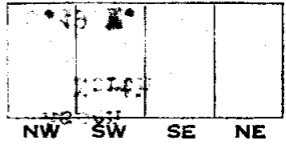
State condition Good

Dimensions above ground 3" inches

Sketch grooves, letters, figures, or notches, on proper face or edge.

CARDINAL POSITION

DIAGONAL POSITION



Mound of _____ is located _____

Pits are located _____

Sketch markings of Bearing Trees (or Rocks) in proper box and fill blanks below, giving bearings from Corner to Trees and Distances in Links.

<u>1/4s. 241/4s. 23</u>		
<u>T. 145N. T. 185N.</u>		<u>SW</u>

<u>R. 30W. R. 30W.</u>		
------------------------	--	--

Species Aspen Aspen Saag

Diameter 3" 25"

Bearing S49E N52W.

Distance 165 lks. 96 lks.

Do you believe this to be a genuine Land Office Corner? Yes

If not, why? _____

Harold Hennes
(Signature)

Dec. 11, 1936

(Date)

(Title)