

U. S. DEPARTMENT OF AGRICULTURE
FOREST SERVICE

N17

Posted

Minnesota NATIONAL FOREST

CORNERS OF THE PUBLIC SURVEY

T. 145 N R. 30 W Mer.

Section Corner common to Sections

14, 15, 22, and 23

DESCRIPTION OF CORNER

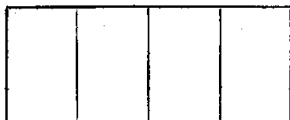

Corner consists of a Oak stake 2" x 2"

Dimension above ground 36 inches.

Sketch grooves, letters, figures, or notches, on proper face or edge.

CARDINAL POSITION

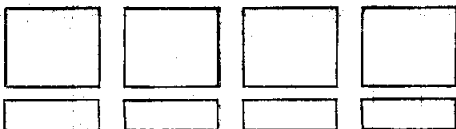
DIAGONAL POSITION



Mound of is located

Pits are located

Sketch markings of Bearing Trees (or Rocks) in proper box and fill blanks below, giving bearings from Corner to Trees and Distances in Links.



Species _____

Diameter _____

Bearing _____

Distance _____

Do you believe this to be a genuine Land Office Corner? _____

If not, why? I saw asp. trees with scored
cuts facing each other, & take
found between these trees

Ware & Taylor

Signature.

3-16-26

Date.

Title.