

U. S. DEPARTMENT OF AGRICULTURE
FOREST SERVICE

Printed
Q-13

Chippewa NATIONAL FOREST

CORNERS OF THE PUBLIC SURVEY

T. 145 N R. 27 W 5 Mer.

14 Corner common to Sections

9, 10, and Wooden stake
Corner consists of a Squared Scribed Stake (not) in place

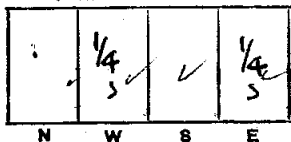
State condition Rotted good

Dimensions above ground 2" x 2" x 24" x 24" inches.

Sketch grooves, letters, figures, or notches, on proper face or edge.

CARDINAL POSITION

DIAGONAL POSITION



Mound of _____ is located _____

Pits are located _____

Sketch markings of Bearing Trees (or Rocks) in proper box and fill blanks below, giving bearings from Corner to Trees and Distances in Links.

<u>1/4 S</u>	<u>1/4 S</u>		
<u>B.T.</u>	<u>B.T.</u>		

Species Norway Pine Dead N.P.
Diameter 19" 18"
Bearing S 59° E S 35° W
Distance 7 Links 7 lks.

Do you believe this to be a genuine Land Office Corner? No

If not, why? Stake bears no scribing.
Land office stake would bear scribing.

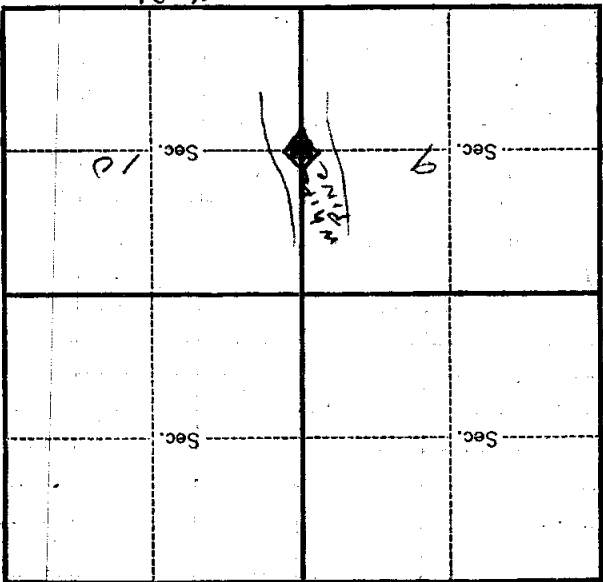
H. A. Brill
Chief of Party

12/18/33
10/29/29
Date.

Estimator
Signature.
Title.

(Make sketch of topography near corner.)

T. 145 R. 27 Mer. 5



Metal Location Poster is on a Norway Pine tree 19 1/8 inches diameter, on the ~~NE~~ South side of E 9 W line N.P. tree from which this Corner bears 713.07 chains distant.

Give any further facts which will aid in finding this Corner again.
 In a Stand of white pine reproduction.
 Near Pine B.T.'s dead.

U. S. Department of Agriculture

FOREST SERVICE

2

123
G-13

CIPPEWA NATIONAL FOREST

CORNERS OF THE PUBLIC SURVEY

T. 145 N. R. 27 W. S. Mer.

1/4

Corner common to Sections

9, and 10

Corner consists of a wooden stake in place



State condition Good

Dimensions above ground 24" inches.

Sketch grooves, letters, figures, or notches, on proper face or edge.

CARDINAL POSITION

DIAGONAL POSITION



Mound of _____ is located _____

Pits are located _____

Sketch markings of Bearing Trees (or Rocks) in proper box and fill blanks below, giving bearings from Corner to Trees and Distances in Links.



Species Red _____

Diameter 1.5" _____

Bearing S 65° W _____

Distance 7.1 links _____

Do you believe this to be a genuine Land Office Corner? No

If not, why? State Bears No set-back

Bearing Land Office bears
scriming

Hal Brille

(Signature)

12/15/33

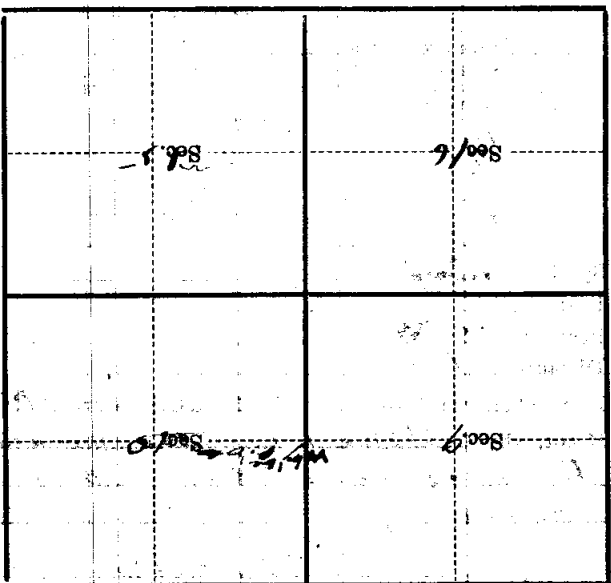
(Date)

CCC Surveyor

(Title)
Chief of Party

Corner again.
Norway Bearing tree
Peak

Metal Location Poster is on a Norway tree 18 inches diameter, on the side of Norway Pine tree from which this Corner bears 21° N. & oblique distant. Give any further facts which will aid in finding this



(Make sketch of topography near Corner)