

U. S. Department of Agriculture
FOREST SERVICE

Ohio NATIONAL FOREST

CORNERS OF THE PUBLIC SURVEY

T. 144 N. R. 30 W. 5th Mer.
Quarter Corner common to Sections

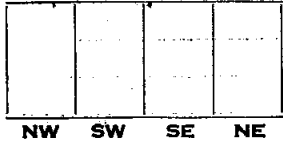
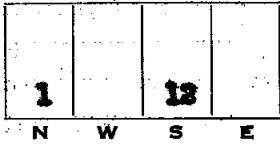
1, and 13

Corner consists of a Metal Cap (not) in place
State condition Good

Dimensions above ground 4 inches inches
Sketch grooves, letters, figures, or notches, on proper face or edge.

CARDINAL POSITION

DIAGONAL POSITION



Mound of _____ is located _____

Pits are located _____

Sketch markings of Bearing Trees (or Rocks) in proper box and fill blanks below, giving bearings from Corner to Trees and Distances in Links.



Species	<u>Cedar</u>	<u>Cedar</u>
Diameter	<u>8"</u>	<u>8"</u>
Bearing	<u>N. 43 E.</u>	<u>S. 25 W.</u>
Distance	<u>35 lks.</u>	<u>17 1/2 lks.</u>

Do you believe this to be a genuine Land Office Corner? Yes
If not, why? _____

Harold Hennes
Dec. 8, 1938 (Signature)

(Date)

(Title)

Corner again.

Give any further facts which will aid in finding this


chain distant.

from which this Corner bears

side of

tree 8 inches diameter, on the

Metal Location Poster is on a



(Make sketch of topography near Corner)

U. S. Department of Agriculture
FOREST SERVICE

E73

Chippewa NATIONAL FOREST

CORNERS OF THE PUBLIC SURVEY

T. 144 N. R. 30 W. 5th Mer. Quarter

Corner common to Sections

1, and 12

Corner consists of a Metal Cap (not) in place



State condition Good

Dimensions above ground 4 inches inches

Sketch grooves, letters, figures, or notches, on proper face or edge.

CARDINAL POSITION

DIAGONAL POSITION



Mound of _____ is located _____

Pits are located _____

Sketch markings of Bearing Trees (or Rocks) in proper box and fill blanks below, giving bearings from Corner to Trees and Distances in Links.

<u>1/4 S.</u>		<u>1/4 S.</u>	
<u>T. 144 N.</u>		<u>T. 144 N.</u>	
<u>R. 30 W.</u>		<u>R. 30 W.</u>	

Species Cedar Cedar

Diameter 8" 8"

Bearing N. 43 W. S. 25 W.

Distance 35 lks. 175 lks.

Do you believe this to be a genuine Land Office Corner? **Yes**

If not, why? _____

Harold Hennes

(Signature)

Dec. 8, 1936

(Date)

(Title)

Corner again.

Give any further facts which will aid in finding this

chains distant.

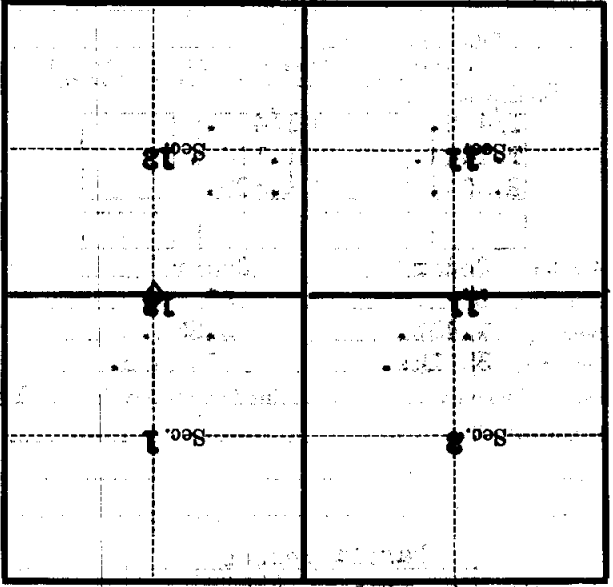
17.

from which this Corner bears S. 25 W.

Bearing tree

tree 8 inches diameter, on the North

Metal Location Poster is on a Cedar



(Make sketch of topography near Corner)