

U. S. Department of Agriculture
FOREST SERVICE

11-16-36
A-11-13
P-11

Chippewa NATIONAL FOREST
CORNERS OF THE PUBLIC SURVEY

T. 144+143N R. 27W 5th Mer.

1/4

Corner common to Sections

4, and 33


Corner consists of a no stake (not) in place
State condition

Dimensions above ground _____ inches


Sketch grooves, letters, figures, or notches, on proper face or edge.

CARDINAL POSITION

DIAGONAL POSITION



N W S E

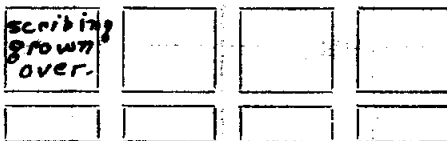


NW SW SE NE

Mound of _____ is located _____

Pits are located _____

Sketch markings of Bearing Trees (or Rocks) in proper box and fill blanks below, giving bearings from Corner to Trees and Distances in Links.



Species balsam

Diameter 6"

Bearing _____

Distance _____

Do you believe this to be a genuine Land Office Corner? _____

If not, why? Not sure

Earl M. Handy

(Signature)

Chief of Party

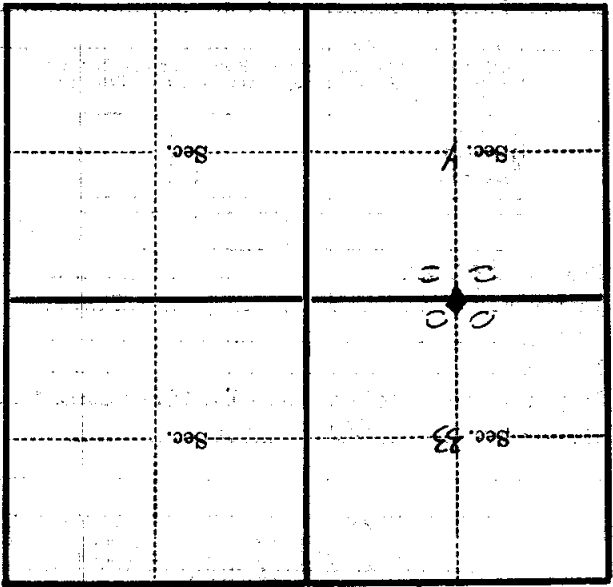
(Date)

(Title)

Faint, illegible text on ruled lines at the top of the page.

Corner again.

Metal Location Poster is on a tree inches diameter, on the side of from which this Corner bears chains distant. Give any further facts which will aid in finding this



(Make sketch of topography near Corner)

T. 144 N. R. 27 W. S. 74 Mer.

U. S. Department of Agriculture

FOREST SERVICE

CHIPPEWA NATIONAL FOREST

CORNERS OF THE PUBLIC SURVEY

T. 143 & 144 R. 27 5 Mer.

 $\frac{1}{4}$

Corner common to Sections

4, and 33

Corner consists of a no stake (not) in place

State condition

Dimensions above ground inches

Sketch grooves, letters, figures, or notches, on proper face or edge.

CARDINAL POSITION

DIAGONAL POSITION

--	--	--	--

N W S E

--	--	--	--

NW SW SE NE

Mound of is located

Pits are located

Sketch markings of Bearing Trees (or Rocks) in proper box and fill blanks below, giving bearings from Corner to Trees and Distances in Links.

Scribing Grown Over			

Species BalsamDiameter 6"Bearing S. 56 WDistance 9Do you believe this to be a genuine Land Office Corner? yesIf not, why? Not sure

Earl M. Handy

(Signature)

Chief of party.

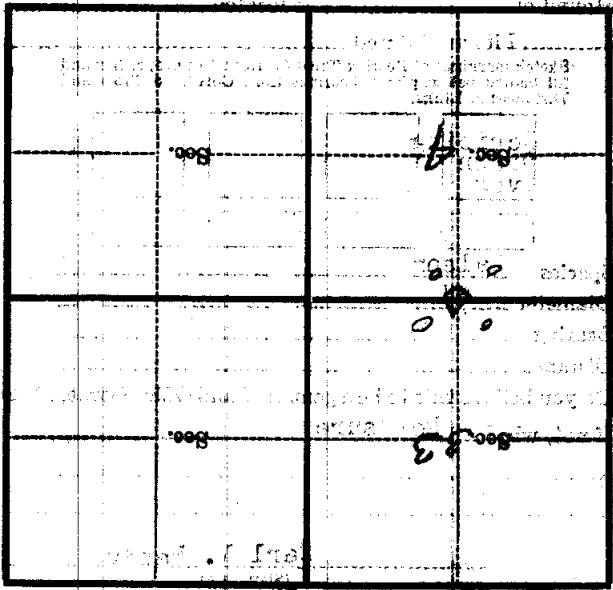
(Title)

3, 25- 35

(Date)

11-A

Metal Location Poster is on a
 three inches diameter, on the
 side of
 from which this Corner bears
 quantity distant.
 Give any further facts which will aid in finding this
 Corner again.



Sketch of topography near Corner