

H-5

~~CHIPPENAW~~ NATIONAL FOREST

CORNERS OF THE PUBLIC SURVEY

T. 142 R. 20 Mer.

# 10 1/16 Corner common to Sections  
7, and 8

Corner consists of a Wooden stake ~~(N)~~ in place


State condition Burned so writing is out.

Dimensions above ground 15" inches

Sketch grooves, letters, figures, or notches, on proper face or edge.

CARDINAL POSITION

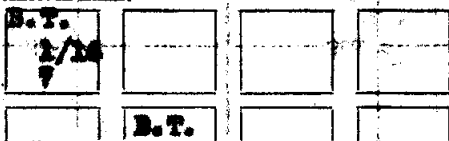
DIAGONAL POSITION



Mound of \_\_\_\_\_ is located \_\_\_\_\_

Pits are located \_\_\_\_\_

Sketch markings of Bearing Trees (or Rocks) in proper box and fill blanks below, giving bearings from Corner to Trees and Distances in Links.



Species Tamarak Tamarak

Diameter 7" 6"

Bearing N 26° W N 20° W

Distance 20 18

Do you believe this to be a genuine Land Office Corner No

If not, why? County Corner

*R. T. DeFaut*  
 Raymond T. DeFaut

8-5-40

(Date)

Jr. Civil Engineer

(Title)

**These corners is corner**

Corner again.

Give any further facts which will aid in finding this

chain distant.

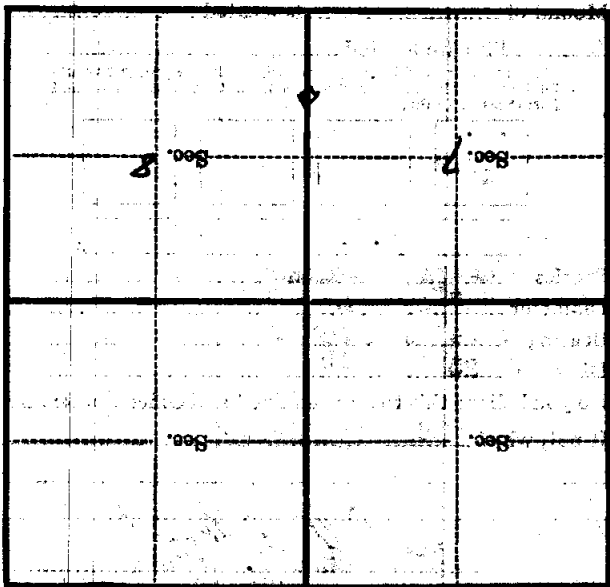
from which this Corner bears

side of

tree inches diameter, on the

Metal Location Poster is on a

**1893**



(Shows stretch of topography near Corner)

U. S. Department of Agriculture

FOREST SERVICE

H-5

~~CHIPPEN~~ NATIONAL FOREST

CORNERS OF THE PUBLIC SURVEY

T. 142 R. 26 S. 5 Mer.  
# 10 1/16 Corner common to Sections

7, and 8



Corner consists of a Wooden stake (~~stake~~) in place  
State condition Burned so writing is out.

Dimensions above ground 13" inches

Sketch grooves, letters, figures, or notches, on proper face or edge.

CARDINAL POSITION

DIAGONAL POSITION



Mound of \_\_\_\_\_ is located \_\_\_\_\_

Pits are located \_\_\_\_\_

Sketch markings of Bearing Trees (or Rocks) in proper box and fill blanks below, giving bearings from Corner to Trees and Distances in Links.

B.T. 1/16 7			
	B.T.		

Species Tamarak Tamarak

Diameter 7" 8"

Bearing N 86° W N 25° W

Distance 25 15

Do you believe this to be a genuine Land Office Corner? No

If not, why? County Corner

*R. T. DeFant*  
Raymond T. DeFant  
(Signature)

2-5-40  
(Date)

Jr. Civil Engineer  
(Title)

Corner corner is corner

Corner again.

Give any further facts which will aid in finding this

0.25 chains distant.

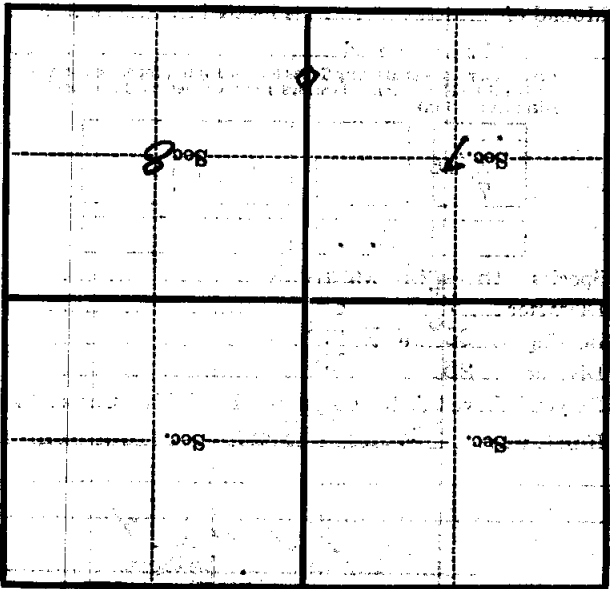
from which this Corner bears

Tree

side of

tree inches diameter, on the East

Metal Location Poster is on a Tamarak



(Make sketch of topography near Corner)