

Form 874-B—Revised May, 1918  
U. S. Department of Agriculture  
FOREST SERVICE

J-15

CHIPPEWA NATIONAL FOREST

CORNERS OF THE PUBLIC SURVEY

T. 142 N R. 25 W 5 Mer.

quarter Corner common to Sections  
10, and 15

Corner consists of a squared post(not) in place

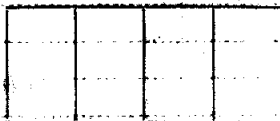

State condition good

Dimensions above ground 4" X 4" X 27" inches

Sketch grooves, letters, figures, or notches, on proper face or edge.

CARDINAL POSITION

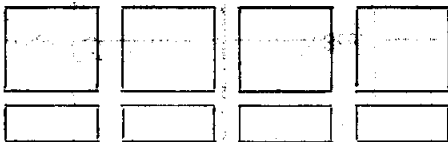
DIAGONAL POSITION



Mound of is located

Pits are located

Sketch markings of Bearing Trees (or Rocks) in proper box and fill blanks below, giving bearings from Corner to Trees and Distances in Links.



Species Red Pine

Diameter 10"

Bearing N 50 W

Distance 0.63 Chains

Do you believe this to be a genuine Land Office Corner? No.

If not, why? No corner found

Ben E. Lyons

(Signature)

8-7-39

(Date)

Assistant Leader C.C.C.

(Title)

112

Corner again.

Give any further facts which will aid in finding this


chains distant.

from which this Corner bears

side of

tree inches diameter, on the

Metal Location Poster is on a



(Make sketch of topography near Corner)

1-15  
Mer.

T. 142 N. R. 25 W. S.



U. S. Department of Agriculture  
FOREST SERVICE

G  
J-15

..... NATIONAL FOREST

CORNERS OF THE PUBLIC SURVEY

T. .... R. .... Mer.

..... Corner common to Sections  
....., ....., and .....

Corner consists of a ..... (not) in place  
State condition .....

Dimensions above ground ..... inches

Sketch grooves, letters, figures, or notches, on proper face or edge.

CARDINAL POSITION


DIAGONAL POSITION



Mound of ..... is located .....

..... Pits are located .....

Sketch markings of Bearing Trees (or Rocks) in proper box and fill blanks below, giving bearings from Corner to Trees and Distances in Links.



Species ..... Red Pine .....

Diameter ..... 10" .....

Bearing ..... S 50° W .....

Distance ..... 0.63 Miles .....

Do you believe this to be a genuine Land Office Corner? .....

If not, why? ..... No corner found .....

.....

.....

.....

(Signature)

(Date)

(Title)



-----  
 -----  
 -----  
 -----  
 -----  
 -----  
 -----  
 -----  
 -----  
 -----

Corner again.

Give any further facts which will aid in finding this  
 chains distant.  
 from which this Corner bears  
 side of  
 tree inches diameter, on the  
 Metal Location Poster is on a

	Sec. 5		
	Sec. 10		

(Mid-south of corner)