

U. S. Department of Agriculture
FOREST SERVICE

V-23

CHIPPEWA NATIONAL FOREST

CORNERS OF THE PUBLIC SURVEY

T. 141 R. 26 5 Mer.

$\frac{1}{4}$ Corner common to Sections 25, 36, and

Corner consists of a pipe (not) in place

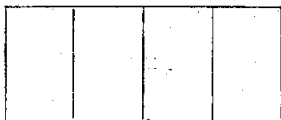
State condition good

Dimensions above ground 15" inches


Sketch grooves, letters, figures, or notches, on proper face or edge.

CARDINAL POSITION

DIAGONAL POSITION



N W S E



NW SW SE NE

Mound of is located

Pits are located

Sketch markings of Bearing Trees (or Rocks) in proper box and fill blanks below, giving bearings from Corner to Trees and Distances in Links.



Species

Diameter

Bearing

Distance

Do you believe this to be a genuine Land Office Corner? No

If not, why? Co. Corner

R. Defant
(Signature)
J. E.
(Title)

7-2-40

(Date)

Fence south of Myers house

Corner again.

Give any further facts which will aid in finding this

chains distant.

from which this Corner bears

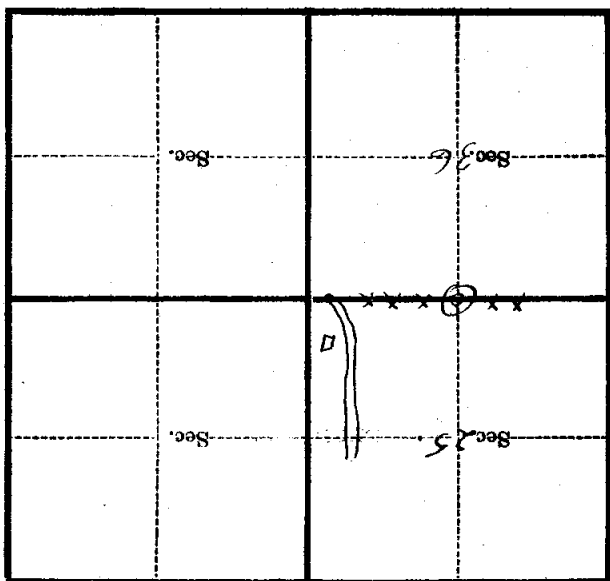
S 70W/

side of

post

tree 4 inches diameter, on the S.W.

Metal Location Poster is on a post



(Make sketch of topography near Corner)

Form 874-9—Revised May, 1918
U. S. Department of Agriculture
FOREST SERVICE

V-23

~~CHIPPWA~~ NATIONAL FOREST

CORNERS OF THE PUBLIC SURVEY

T. 141 R. 26 S. Mer.

Corner common to Sections 25, and 36

Corner consists of a pipe (not) in place

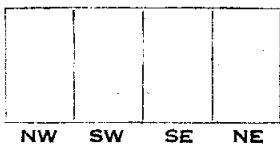
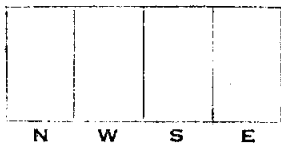
State condition good

Dimensions above ground 15" inches

Sketch grooves, letters, figures, or notches, on proper face or edge.

CARDINAL POSITION


DIAGONAL POSITION



Mound of is located

Pits are located

Sketch markings of Bearing Trees (or Rocks) in proper box and fill blanks below, giving bearings from Corner to Trees and Distances in Links.



Species

Diameter

Bearing

Distance

Do you believe this to be a genuine Land Office Corner? No

If not, why? Co. Corner

R. Defant
(Signature)
D. E.
(Title)

7-2-40

(Date)

Fence south of Vera house

Corner again.

Give any further facts which will aid in finding this

chains distant.

from which this Corner bears

08°

side of

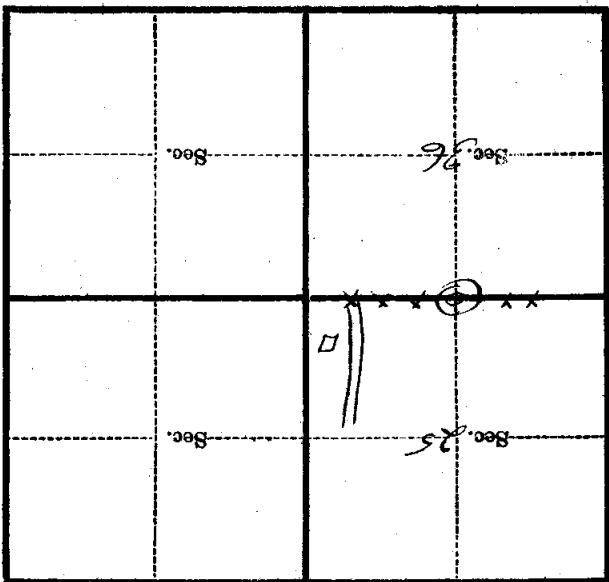
tree inches diameter, on the

post

Metal Location Poster is on a

S.N.

post



(Make sketch of topography near Corner)