

U. S. Department of Agriculture

FOREST SERVICE

18-21

Chippewa NATIONAL FOREST

CORNERS OF THE PUBLIC SURVEY

T. 57 N R. 27 W 4th P. Mer.

Section Corner common to sections

1, 2, 11, and 12

Corner consists of a Tim. post (not) in place

State condition good

Dimensions above ground 3 x 3 x 36 inches

Sketch grooves, letters, figures, or notches, on proper face or edge.

CARDINAL POSITION

DIAGONAL POSITION

N	W	S	E

S 2	S 11	S 12	S 1 T57N R27W
NW	SW	SE	NE

Mound of _____ is located _____

Pits are located _____

Sketch markings of Bearing Trees (or Rocks) in proper box and fill blanks below, giving bearings from Corner to Trees and Distances in Links.

	None		

Species _____

Diameter _____

Bearing _____

Distance _____

Do you believe this to be a genuine Land Office Corner? No

If not, why? Set by me by measuring from

corners on SE and NW of Sec. 1

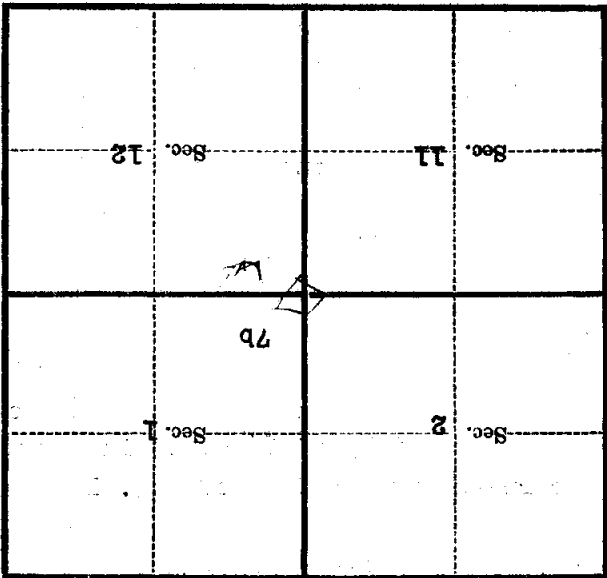
Seth W. Peterson
(Signature)

Jr. Asst to Tech.
(Title)

5/12/38
(Date)

(Make sketch of topography near Corner)

T. 57 N. R. 27 W. 4th P. Mer.



Metal Location Poster is on a Pamarack

tree 8 inches diameter, on the East

side of line brushed out N-S

from which this Corner bears N 84° W

0.67 chains distant.

Give any further facts which will aid in finding this

Corner again.

Corner is in Jam. & Spruce swamp,
with plenty of dead snags. Another
corner post is chains S
W

E-21

U. S. Department of Agriculture

FOREST SERVICE

E-21

Chippewa NATIONAL FOREST

CORNERS OF THE PUBLIC SURVEY

T. 57 N R. 27 W 4th P. Mer.

Section Corner common to Sections

1, 2, 11, and 12

Corner consists of a Tim. post (not) in place

State condition Good

Dimensions above ground 3 x 3 x 36 inches

Sketch grooves, letters, figures, or notches, on proper face or edge.

CARDINAL POSITION

DIAGONAL POSITION

N	W	S	E

S 2	S 11	S 12	S 1 T57N R27W
NW	SW	SE	NE

Mound of _____ is located _____

Pits are located _____

Sketch markings of Bearing Trees (or Rocks) in proper box and fill blanks below, giving bearings from Corner to Trees and Distances in Links.

	<u>None</u>		

Species _____

Diameter _____

Bearing _____

Distance _____

Do you believe this to be a genuine Land Office Corner? Yes

If not, why? Set by me by measuring from

corners on SE and NW of sec. 1

Cath. H. Peterson

(Signature)

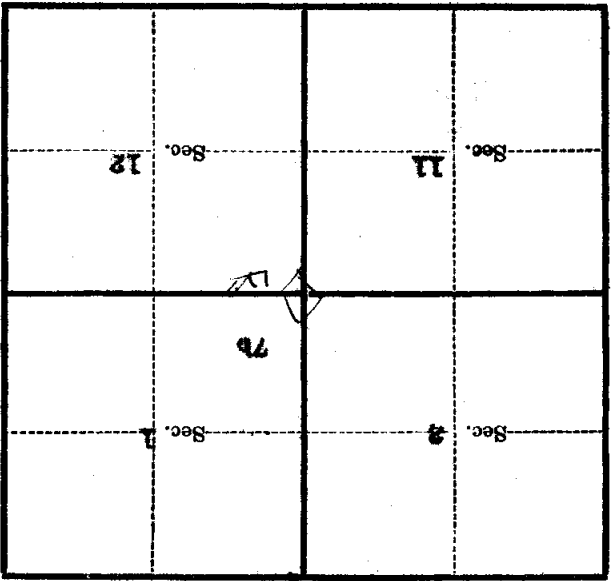
Jr. Ass't to Tech.

(Title)

5/12/38

(Date)

(Make sketch of topography near Corner)



Metal Location Poster is on a **Tamarack**

tree **8** inches diameter, on the **East**

side of **line** brushed out **N-S**

from which this Corner bears **N 84° E**

0.67

chains distant.

Give any further facts which will aid in finding this

Corner again.

Corner is in **Tim. & Spruce swamp**.

with plenty of dead snags. Another

corner post is chains **S**

E-21

U. S. Department of Agriculture
FOREST SERVICE

Chippewa NATIONAL FOREST

CORNERS OF THE PUBLIC SURVEY

T. 57 N R. 27 W 4th P. Mer.

Section Corner common to Sections

1, 2, 11, and 12

Corner consists of a Tim. post (not) in place

State condition Good

Dimensions above ground 3 x 3 x 36 inches

Sketch grooves, letters, figures, or notches, on proper face or edge.

CARDINAL POSITION

DIAGONAL POSITION

--	--	--	--

N W S E

3	3	3	3 1
2	11	12	1572 1872

NW SW SE NE

Mound of _____ is located _____

Pits are located _____

Sketch markings of Bearing Trees (or Rocks) in proper box and fill blanks below, giving bearings from Corner to Trees and Distances in Links.

	None		

Species _____

Diameter _____

Bearing _____

Distance _____

Do you believe this to be a genuine Land Office Corner? No

If not, why? Set by me by measuring from

corners on SE and NE of Sec. 1

Guth W. Peterson

(Signature)

Jr. Asst to Tech.

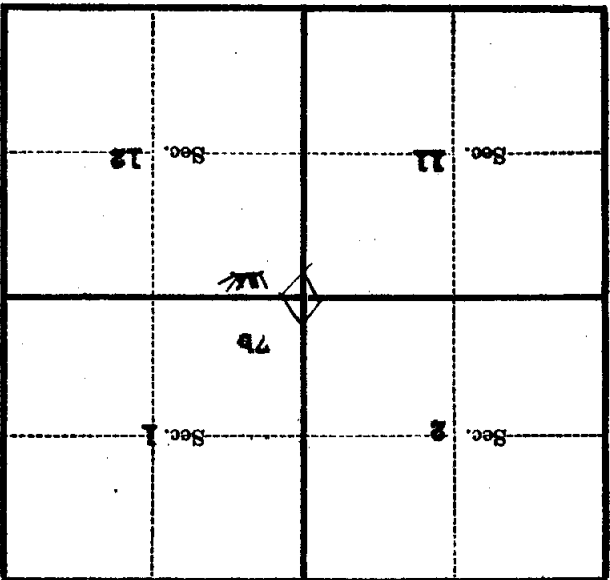
5/12/38

(Date)

(Title)

E-21

(Make sketch of topography near Corner)



T. B. R. 27 N. 4th P. Mer.

Metal Location Poster is on a **Tamarack**

tree **8** inches diameter, on the **East**

side of **line brushed out N-8**

from which this Corner bears **N. 84° W.**

0.67 chains distant.

Give any further facts which will aid in finding this

Corner again.

Corner is in **Pen. & Spruce swamp**,
with plenty of dead snags. **Another**
corner post is chains **S**

E-21