

U. S. Department of Agriculture

FOREST SERVICE

A-10

Chippewa NATIONAL FOREST

CORNERS OF THE PUBLIC SURVEY

T. 57n R. 26 W 4th Mer.

W 1/16

Corner common to Sections

4, and 33

Corner consists of a 3/4" Iron Pipe in place

State condition Good

Dimensions above ground 3/4 X 3 inches

Sketch grooves, letters, figures, or notches, on proper face or edge.

CARDINAL POSITION

DIAGONAL POSITION

--	--	--	--

N W S E

--	--	--	--

NW SW SE NE

Mound of \_\_\_\_\_ is located \_\_\_\_\_

Pits are located \_\_\_\_\_

Sketch markings of Bearing Trees (or Rocks) in proper box and fill blanks below, giving bearings from Corner to Trees and Distances in Links.


Species \_\_\_\_\_

Diameter \_\_\_\_\_

Bearing \_\_\_\_\_

Distance \_\_\_\_\_

Do you believe this to be a genuine Land Office Corner? NO

If not, why? Set by F.S.

*Edw. Peterson*

(Signature)

July 31, 1937

(Date)

Jr. Asst. to Tech.

(Title)

A-10

Corner again.

Give any further facts which will aid in finding this

chains distant.


0.21

from which this Corner bears N 54° W

side of the Section line

tree 5 inches diameter, on the South

Metal Location Poster is on a Birch



(Make sketch of topography near Corner)

Rangers  
copy

U. S. Department of Agriculture  
FOREST SERVICE

A-10

Chippewa NATIONAL FOREST

CORNERS OF THE PUBLIC SURVEY

T. 57n R. 26 E 4th Mer.  
W 1/16 Corner common to Sections

....., 4, and 38

Corner consists of a 3" Iron Pipe ~~(set)~~ in place


State condition Good

Dimensions above ground 3 X 3 inches

Sketch grooves, letters, figures, or notches, on proper face or edge.

CARDINAL POSITION

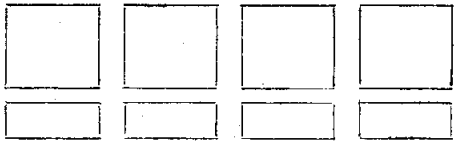
DIAGONAL POSITION



Mound of ..... is located .....

Pits are located .....

Sketch markings of Bearing Trees (or Rocks) in proper box and fill blanks below, giving bearings from Corner to Trees and Distances in Links.



Species .....

Diameter .....

Bearing .....

Distance .....

Do you believe this to be a genuine Land Office Corner? No

If not, why? Set by F.S.

*Leif W. Peterson*  
(Signature)

July 31, 1937  
(Date)

Jr. Asst. to Tech.  
(Title)

A-10

Corner again.

Give any further facts which will aid in finding this

chains distant.

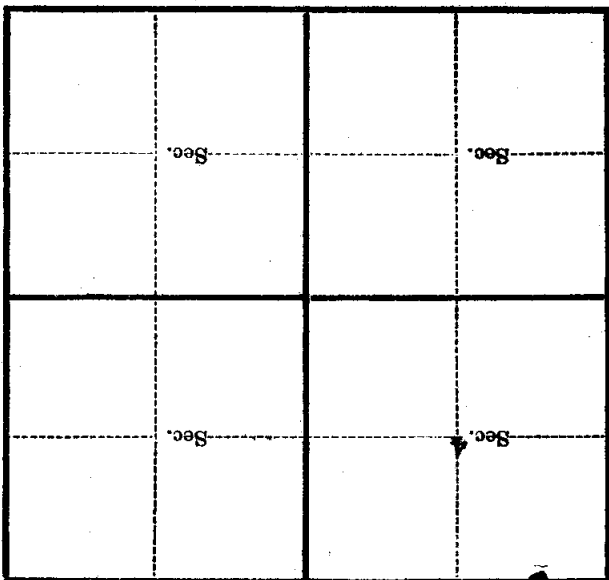
0.21

from which this Corner bears N 54° W

side of the section line

tree 5 inches diameter, on the south

Metal Location Poster is on a Birch



(Make sketch of topography near Corner)