ASSESSMENT & TAX LIST

Wabedo

1947

# DIRECTIONS TO ASSESSOR

OFFICE OF COUNTY AUDITOR,

CASS County, APR 15 1947.

Harry Thorson Assessor of the Town of Wabedo

According to the requirements of law, I herewith deliver to you the Assessment Books for the said Town of Wabedo for the year 1947, *containing a list of all Real Estate that has become subject to taxation since the Assessment of May 1, 1946, so far as the same have come to my knowledge from any source, and I hereby direct you to assess all Personal Property, and to make such changes in Real Estate as are required in the odd-numbered year, and make return thereof to me as required by the law prescribing your duties hereto annexed.*

*A form of the return to be signed by you is appended in this book.*

J. Pittman County Auditor.

## Extracts from Laws Relating to the Listing of Personal Property.

(*Section Numbers Refer to Minnesota Statutes 1945*)

Sec. 272.01. PROPERTY SUBJECT TO TAXATION. All real and personal property in this state, and all personal property of persons residing therein, * * * is taxable, except such as is by law exempt from taxation.

### WHEN LISTED AND ASSESSED

**Sec. 273.01 * * * Personal Property shall be listed and assessed annually with reference to its value on May 1, and if acquired on that day, shall be listed by or for the persons acquiring it.**

**Sec. 273.22. By whom listed.** Personal Property shall be listed in the manner following:

1. Every person of full age and sound mind, being a resident of this state, shall list all of his *** personal property.
2. He shall also list separately, and in the name of his principal, all moneys and other personal property invested, loaned, or otherwise controlled by him as agent or attorney, ***.
3. The property of a minor, child or insane person shall be listed by his guardian, or by the person having such property in charge.
4. The property of a person for whose benefit it is held in trust, by the trustee; of the estate of a deceased person, by the executor or administrator.
5. The property of a corporation whose assets are in the hands of a receiver, by such receiver.
6. The property of a body politic or corporate, by the proper agent or officer thereof.
7. The property of a firm or company, by a partner or agent thereof.
8. The property of manufacturers and others in the hands of an agent, by such agent in the name of his principal, as merchandise.

**Sec. 273.26. Where listed.** Except as otherwise in this chapter provided, personal property shall be listed and assessed in the county, town, or district where owner, agent or trustee resides.

**Sec. 273.27. Certain personal property; where listed.** All household goods and furniture, including clocks, musical instruments, sewing machines, wearing apparel of members of the family, and all personal property used by the owner for personal and domestic purposes, or for the furnishing or equipment of the family residence, shall be listed and assessed in the district where the same is usually kept.

**Sec. 273.29. Merchants and manufacturers.** The personal property pertaining to the business of a merchant or of a manufacturer shall be listed in the town or district where his business is carried on ***.

**Sec. 273.30. Farm property of non-resident.** When the owner of livestock or other personal property connected with a farm does not reside thereon, the same shall be listed and assessed in the town or district, where the farm is situated. If the farm is situated in several towns or districts, it shall be listed and assessed in the town or district in which the principal place of business of such farm is located.

**Sec. 273.32. Elevators, etc., on railroad.** All elevators and warehouses, with the machinery and fixtures therein, situated upon the land of any railroad company which are not in good faith owned, operated and exclusively controlled by such company, shall be listed and assessed as personal property in the town or district where situated.

**Sec. 273.33. Pipeline companies.** Personal property of *** pipeline companies engaged in the business of transporting natural gas, gasoline, or other petroleum products *** shall be listed and assessed in the county, town, or district where the same is usually kept.

**Sec. 273.36. Personal property of electric light and power companies in cities and villages.** Personal property of electric light and power companies having a fixed situs in any city, village, or borough in this state shall be listed and assessed where situated ***.

**Sec. 273.37. Personal property of electric light and power companies outside of cities and villages.** Personal property, other than personal property lying inside of the corporate limits of any city of the first class, of electric light and power companies, and other individuals and partnerships supplying electric power, having a fixed situs outside of the corporate limits of villages, cities, and boroughs, shall be listed with and assessed by the commissioner of taxation in the county where situated.

**Sec. 273.23. Merchants; Consignees.** Every merchant required to list his property shall state also the value of his property pertaining to his business as a merchant. No consignee shall be required to list for taxation any property the product of this state, nor the value of any property consigned to him from any other place for the sole purpose of being stored or forwarded, if he has no interest in such property, and derives no profit from its sale.

**Sec. 273.24. Manufacturers.** Every manufacturer required to list his property shall state also the value of all articles purchased, received, or otherwise held for the purpose of being used, in whole or in part, in any process of manufacturing, combining, rectifying or refining. Every manufacturer and person owning a manufacturing establishment of any kind shall list, as part of his manufacturer's stock, the value of all engines, machinery, tools, and implements used or designed to be used in any such process, except such fixtures as have been considered real property.

**Sec. 273.44. Estates of decedents.** The personal property of the estate of a deceased person shall be listed and assessed at the place of listing at the time of his death.

**Sec. 273.45. Persons under Guardianship.** The personal property of a minor under guardianship shall be listed and assessed where the guardian resides and of every other person under guardianship, where the ward resides.

**Sec. 273.46. Assignees and receivers.** Personal property in the hands of an assignee or receiver shall be listed and assessed at the place of listing before his appointment.

**Sec. 273.47. Property moved between May and July.** The owner of personal property removing from one county, town, or district to another between May 1 and July 1, shall be assessed in either in which he is first called upon by the assessor. A person moving into this state from another state between said dates shall list the property owned by him on May 1 of such year in the county, town, or district in which he resides, unless he shall make it appear to the assessor that he is held for tax of the current year on the property in another state.

**Sec. 273.48. Where listed in case of doubt.** In case of doubt as to the proper place of listing personal property or where it cannot be listed as in this chapter provided, if between places in the same county, the place for listing and assessing shall be determined by the county board of equalization; and if between different counties, or places in different counties, by the Commissioner of Taxation***.

**Sec. 273.25. Lists to be verified.** Every person required to list property for taxation shall make out and deliver to the assessor, upon blanks furnished by him, a verified statement of all personal property owned by him on May 1 of the current year. He shall also make separate statements in like manner of all personal property in his possession or under his control which *** he is required to list for taxation as agent or attorney, guardian, parent, trustee, executor, administrator, receiver, accounting officer, partner, factor, or in any other capacity ***.

**Sec. 273.65. Examination under oath.** Whenever the assessor shall be of the opinion that the person listing property for himself, or for any other person, company, or corporation, has not made a full, fair, and complete list thereof, he may examine such person under oath in regard to the amount of the property he is required to list; and, if such person shall refuse to make full discovery under oath, the assessor may list the property of such person or his principal according to his best judgment and information.

**Sec. 273.68. Failure to obtain list.** In case of failure to obtain a statement of personal property, the assessor shall ascertain the amount of value of such property, and assess the same at such amount as he believes to be the true value thereof. When requested, he shall sign and deliver to the person assessed a copy of the statement showing the valuation of the property so listed.

**Sec. 273.20. Assessor may enter dwellings, etc.** Any officer authorized by law to assess property for taxation may, when necessary to the proper performance of his duties, enter any dwelling house, building, or structure, and view the same and the property therein.

**Sec. 620.05. False statement regarding taxes.** Every person who, in making any statement, oral or written, which is required or authorized by law to be made as a basis of imposing or reducing any tax or assessment, who shall wilfully make any statement as to any material matter which he knows to be false, shall be guilty of a gross misdemeanor.

**Sec. 273.13. Classification of property—Subdivision 1. How classified.** All real and personal property subject to a general property tax and not subject to any gross earnings or other lieu tax is hereby classified for purposes of taxation as provided by this section.

**Subdivision 2. Class 1.** Iron ore whether mined or unmined shall constitute Class one and shall be valued and assessed at fifty (50) per cent of its true and full value. If unmined, it shall be assessed with and as a part of the real estate in which it is located, but at the rate aforesaid. Iron ore which either (a) is mined by underground methods and placed in stockpiles subsequent to August 1 of a calendar year and prior to the next succeeding May 1, and which contains phosphorus in excess of .180 per cent, dried analysis, or which is classified by the iron ore trade as silicious, Manganiferous, Mesabi Bessemer, or Mesabi non-Bessemer ore, or (b) is mined by open pit methods, and in accordance with good engineering and metallurgical practice, requires concentration other than crushing or screening or both to make it suitable for commercial blast furnace use, and which is so concentrated and placed in stockpile subsequent to August 1 of a calendar year and prior to the next succeeding May 1 for two taxable years after being mined only, shall be listed and assessed in the taxing district where mined at the same amount per ton as it would be assessed if still unmined, and thereafter such ore in stockpiles shall be valued and assessed as mined iron ore, as otherwise provided by law. The real estate in which iron ore is located, other than the ore, shall be classified and assessed in accordance with the provisions of classes three, three "b," and four, as the case may be. In assessing any tract or lot of real estate in which iron ore is known to exist the assessable value of the ore exclusive of the land in which it is located, and the assessable value of the land exclusive of the ore shall be determined and set down separately and the aggregate of the two shall be assessed against the tract or lot.

**Class 1a.** All direct products of the blast and open hearth furnaces that are utilized in the form produced and are not further processed, shall constitute class 1a and shall be valued and assessed at 15 per cent of the full and true value thereof.

**Subdivision 3. Class 2.** All household goods and furniture, including clocks, musical instruments, sewing machines, wearing apparel of members of the family and all personal property actually used by the owner for personal and domestic purposes, or for the furnishing or equipment of the family residence, shall constitute class two and shall be valued and assessed at 25 per cent of the full and true value thereof.

**Subdivision 4. Class 3.** All agricultural products, except as provided by class three "a" and class three "d," stocks of merchandise of all sorts together with the furniture and fixtures used therewith, manufacturers' materials and manufactured articles, all tools, implements and machinery, whether fixtures or otherwise, except as provided by class three "d" and all real estate, which is rural in character and devoted or adaptable to rural but not necessarily agricultural use, except as provided by classes one and three "b" hereof, shall constitute class three and shall be valued and assessed at 33⅓ per cent of the true and full value thereof.

**Subdivision 5. Class 3a.** All agricultural products in the hands of the producer shall constitute class three "a" and shall be valued and assessed at 10 per cent of full and true value thereof.

* * * *

**Subdivision 8. Class 3d.** Livestock, poultry, all horses, mules, and asses used exclusively for agricultural purposes, all agricultural tools, implements, and machinery used by the owner in any agricultural pursuit shall constitute class three "d" and shall be valued and assessed at 20 per cent of the full and true value thereof.

**Subdivision 9. Class 4.** All property not included in the preceding classes shall constitute class four and shall be valued and assessed at forty (40) per cent of the full and true value thereof.

Section 273.03, Minnesota Statutes 1945. **Assessment;** Mode. The county auditor shall annually provide the necessary assessment books and blanks at the expense of the county, for and to correspond with each assessment district. He shall make out, in the real property assessment book, complete lists of all lands or lots subject to taxation, showing the names of the owners, if to him known, and, if unknown so stated opposite each tract or lot, the number of acres, and the lots or parts of lots or blocks, included in each description of property. ***

The assessors shall meet at the office of the county auditor *on a day to be fixed by the Commissioner of Taxation* for the purpose of receiving instructions as to their duties under the laws of the state. ***

Wander's Add'n | Iowa Point | Wabedo Springs | Clubhouse Add'n Little Boy Lake | RURAL | Wabedo Pass

## INDEX TO SECTIONS


| SECTION | PAGE |
|---|---|
| Sec. 1 | |
| " 2 | |
| " 3 | |
| " 4 | |
| " 5 | |
| " 6 | |
| " 7 | |
| " 8 | |
| " 9 | |
| " 10 | |
| " 11 | |
| " 12 | |
| " 13 | |
| " 14 | |
| " 15 | |
| " 16 | |
| " 17 | |
| " 18 | |
| " 19 | |
| " 20 | |
| " 21 | |
| " 22 | |
| " 23 | |
| " 24 | |
| " 25 | |
| " 26 | |
| " 27 | |
| " 28 | |
| " 29 | |
| " 30 | |
| " 31 | |
| " 32 | |
| " 33 | |
| " 34 | |
| " 35 | |
| " 36 | |


For Convenience of Auditor in Showing Boundaries of School Districts

*Township No.* 140 *Range No.* 28 *Mer. P. M.*

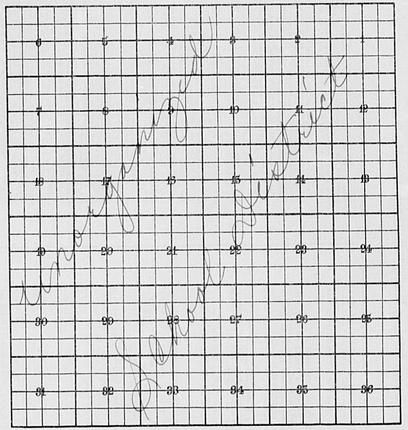


# Returns Showing Grain Received in or Handled by Elevators, Warehouses and Mills in the ..... of ..... in the County of ..... for the Year Ending May 1, 1947.

W. L. BOYD CO. INC. MINNEAPOLIS

| NAMES OF OWNERS | ADDRESS | Bushels of Wheat | Bushels of Soy Beans | Bushels of Flax | Total No. of Bushels of Wheat, Soy Beans and Flax | ★ Tax of 1/2 Mill per Bushel | | Bushels of Corn | Bushels of Barley | Bushels of Rye | Bushels of Oats | Bushels of Buckwheat | Bushels of all Other Grains | Total No. Bushels Corn, Barley, Rye, Oats, Buckwheat and all Other Grains | Tax of 1/4 Mill Per Bushel | | ★ Total Tax | | REMARKS |
|---|---|---|---|---|---|---|---|---|---|---|---|---|---|---|---|---|---|---|---|
| | | | | | | Dollars | Cts. | | | | | | | | Dollars | Cts. | Dollars | Cts. | |

Note ★ Assessors will not fill these Columns

# INCREASE OR DECREASE in Value of Property Heretofore Assessed, by the Erection or Destruction of Buildings or Structures Thereon

Platted Property Assessed at 40 Per Cent of True and Full Value. (Homesteads up to $4,000 True and Full Value 25 Per Cent.)

Unplatted Property Assessed at 33⅓ Per Cent of True and Full Value. (Homesteads up to $4,000 True and Full Value 20 Per Cent.)

FORM 3 · MILLS-SAYRE COMPANY, MINNEAPOLIS

| NAMES OF PROPERTY OWNERS | DESCRIPTION | Sec. or Lot | Town or Block | Rng. | True and Full Value of Structures worth more than $100 each Dollars | KIND OF STRUCTURES | Assessed Value of Additional Structures Dollars | Reduction of Assessed Value on Account of Loss occasioned by Fire, Flood or otherwise Dollars |
|---|---|---|---|---|---|---|---|---|

REAL PROPERTY BECOMING SUBJECT TO TAXATION SINCE THE LAST PREVIOUS ASSESSMENT OR OMITTED FROM ASSESSMENT ROLLS THE PREVIOUS YEARS.

## Assessment of Taxable Real Property in the Twp. of Wabedo, County of Cass, Minn., for the Year 1947.

Form 356 · MILLS-SAYRE COMPANY, MINNEAPOLIS

| | NAME OF OWNER | School District | DESCRIPTION OF PROPERTY: SUBDIVISION | Sec. or Lot | Twp. of Block | Rng. | Number of Acres of Land: Acres | Hundredths | Indicate Homestead Tax by ✓ | Indicate Agricultural Homestead Tax by ✓ | BY WHOM VALUED | TRUE AND FULL VALUATIONS: LAND Exclusive of Structures and Improvements Dollars | BUILDINGS and Other Structures Dollars | MACHINERY Permanently Attached to Real Estate Dollars | TOTAL True and Full Value Dollars | ASSESSED VALUATIONS: RURAL: Homestead Up to $4,000 20% Dollars | RURAL: Over $4,000 But Non-Homestead 33⅓% Dollars | ALL OTHER: Homestead Up to $4,000 25% Dollars | ALL OTHER: Over $4,000 and Non-Homestead 40% Dollars | MACHINERY Permanently Attached to Real Estate 33⅓% Dollars | TOTAL ASSESSED VALUE Dollars | FINAL EQUALIZED VALUE Dollars | |
|---|---|---|---|---|---|---|---|---|---|---|---|---|---|---|---|---|---|---|---|---|---|---|---|
| 1 | George C. Hagen | | SW¼ of NW¼ | 16 | 140 | 28 | 40 | | ✓ | ✓ | State | | | | | | | | | | | | |
| | | | | | | | | | | | County | | | | | | | | | | | | |
| | | | | | | | | | | | Local | | | | | | | | | | | | |
| | | | | | | | | | | | Assessor | 200 | | | 200 | 40 | | | | | 40 | ✓ | 1 |
| 2 | Thomas C. Whitmen | | NW¼ of SW¼ | - | - | - | 40 | - | ✓ | ✓ | State | | | | | | | | | | | | |
| | | | | | | | | | | | County | | | | | | | | | | | | |
| | | | | | | | | | | | Local | | | | | | | | | | | | |
| | | | | | | | | | | | Assessor | 200 | 20 | | 220 | 44 | | | | | 44 | ✓ | 2 |
| 3 | Walter G. & Dorothy Thompson | | NE¼ of SW¼ | 20 | - | - | 40 | - | 110 | ✓ | State | | | | | | | | | | | | |
| | | | | | | | | | | | County | | | | | | | | | | | | |
| | | | | | | | | | | | Local | | | | | | | | | | | | |
| | | | | | | | | | | | Assessor | 206 | | | 201 | | 67 | | | | 67 | ✓ | 3 |
| | | | Additions to Real estate | | | | | | | | | | | | | | | | | | | | |
| 4 | JAS. & MAE SCOTT | | N.W. CORNER LOT 2 | 20 | " | " | 2 | | ✓ | ✓ | State | | | | | | | | | | | | |
| | | | | | | | | | | | County | | | | | | | | | | | | |
| | | | | | | | | | | | Local | | | | | | | | | | | | |
| | | | | | | | | | | | Assessor | 40 | 350 | | 390 | 78 | | | | | 78 | Divided by Assessor | 4 |
| | Robert Draper | | Bal. of Lot 2 | 20 | " | " | | | 70 | 130 | State | | | | | | | | | | | | |
| | | | | | | | | | | | County | 199 | | | 199 | | 66 | | | | 66 | | |
| | | | | | | | | | | | Local | | | | | | | | | | | | |
| 5 | FAYNE & WINFIELD SCOTT | | S.W. CORNER LOT 2 | 20 | " | " | 2 | | ✓ | ✓ | Assessor | 40 | 300 | | 340 | 68 | | | | | 68 | | 5 |
| | | | | | | | | | | | State | | | | | | | | | | | | |
| | | | | | | | | | | | County | | | | | | | | | | | | |
| | | | | | | | | | | | Local | | 300 | Cabins | 300 | | 167 | | | | 100 ✓ | | |
| 6 | W.C. SPEICKER | | LOT 2 | 30 | " | " | | | ✓ | ✓ | Assessor | | 201 | | 201 | | ~~67~~ | | | | 67 ✓ | | 6 |
| | | | | | | | | | | | State | | | | | | | | | | | | |
| | | | | | | | | | | | County | | | | | | | | | | | | |
| | | | | | | | | | | | Local | | | | | | | | | | | | |
| 7 | CLAYTON ARLE | | SE¼ of SE¼ | 3 | " | " | 40 | | ✓ | ✓ | Assessor | | 200 | | 200 | 40 | | | | | 40 | ✓ | 7 |
| | | | | | | | | | | | State | | | | | | | | | | | | |
| | | | | | | | | | | | County | | | | | | | | | | | | |
| | | | | | | | | | | | Local | | | | | | | | | | | | |
| 8 | HAROLD ATWOOD | | LOT 5 | 32 | " | " | 36 | | ✓ | ✓ | Assessor | | 150 | | 150 | 30 | | | | | 30 | ✓ | 8 |
| | | | | | | | | | | | State | | | | | | | | | | | | |
| | | | | | | | | | | | County | | | | | | | | | | | | |
| | | | | | | | | | | | Local | | | | | | | | | | | | |
| | | | Total Value as Equalized by | | | | | | | | Assessor | | | | | | | | | | | | |
| | | | Total Value as Assessed by | | | | | | | | | 681 | 1221 | | 1902 | 300 | 134 | | | | 434 | | |

REAL PROPERTY BECOMING SUBJECT TO TAXATION SINCE THE LAST PREVIOUS ASSESSMENT OR OMITTED FROM ASSESSMENT ROLLS THE PREVIOUS YEARS.

Assessment of Taxable Real Property in the Twp. of Wabedo, County of Cass, Minn., for the Year 1947.

Form 314 MILLER-DAVIS COMPANY, MINNEAPOLIS

New Structures Added

| | Name of Owner | School District | Description of Property: Subdivision | Sec. or Lot | Twp. or Block | Rng. | Number of Acres of Land: Acres | 100ths | Indicate Homestead Yes or No | Indicate Agricultural Yes or No | By Whom Valued | True and Full Valuations: Land Exclusive of Structures and Improvements (Dollars) | Buildings and Other Structures (Dollars) | Machinery Permanently Attached to Real Estate (Dollars) | Total True and Full Value (Dollars) | Assessed Valuations: Rural: Homestead Up to $4,000 20% (Dollars) | Rural: Over $4,000 and Non-Homestead 33⅓% (Dollars) | All Other: Homestead Up to $4,000 25% (Dollars) | All Other: Over $4,000 and Non-Homestead 40% (Dollars) | All Other: Machinery Permanently Attached to Real Estate 33⅓% (Dollars) | Total Assessed Value (Dollars) | Final Equalized Value (Dollars) | | |
|---|---|---|---|---|---|---|---|---|---|---|---|---|---|---|---|---|---|---|---|---|---|---|---|---|
| 1 | Emil Polka | | West ½ of Lot 2 | 32 | 140 | 28 | 11 | 70 | Yes | Yes | State / County / Local / Assessor | | 400 | | 400 | 80 | | | | | 80 | ✓ | 1 | 1 |
| 2 | Raymond C. Binkley | | East ½ of Lot 2 | 32 | " | " | 11 | | Yes | Yes | State / County / Local / Assessor | | 400 | | 400 | 80 | | | | | 80 | ✓ | 2 | 2 |
| 3 | J. C. Marsh | | S.W. ¼ of N.E. ¼ | 26 | " | " | 40 | | Yes | Yes | State / County / Local / Assessor | | 200 | | 200 | 40 | | | | | 40 | ✓ | 3 | 3 |
| 4 | M. B. Thorsen | | 265' x 600' x 1100' x 125' x 1320' of Lot 3 | 8 | " | " | 1150 | | No | Yes | State / County / Local / Assessor | | 1800 | | 1800 | | 600 | | | | 600 | ✓ | 4 | 4 |
| 5 | H. Rodberstead | | Part of Lot 8 | 27 ~~28~~ | " | " | 1150 | | Yes | Yes | State / County / Local / Assessor | | 500 | | 500 | 100 | | | | | 100 | ✓ | 5 | 5 |
| 6 | | | | | | | | | | | State / County / Local / Assessor | | | | | | | | | | | | 6 | 6 |
| 7 | | | | | | | | | | | State / County / Local / Assessor | | | | | | | | | | | | 7 | 7 |
| 8 | | | | | | | | | | | State / County / Local / Assessor | | | | | | | | | | | | 8 | 8 |
| | Total Value as Equalized by | | | | | | | | | | State / County / Local | | | | | | | | | | | | | |
| | Total Value as Assessed by | | | | | | | | | | Assessor | | 3300 | | 3300 | 300 | 600 | | | | 900 | | | |

REAL PROPERTY BECOMING SUBJECT TO TAXATION SINCE THE LAST PREVIOUS ASSESSMENT OR OMITTED FROM ASSESSMENT ROLLS THE PREVIOUS YEARS.

Assessment of Taxable Real Property in the ..... of ....., County of ....., Minn., for the Year 1947.

Form 314 MILLER-DAVIS COMPANY, MINNEAPOLIS

| | Name of Owner | School District | Description of Property: Subdivision | Sec. or Lot | Twp. of Block | Rng. | Number of Acres of Land: Acres | 100ths | Indicate Homestead Yes or No | Indicate Agricultural Yes or No | By Whom Valued | True and Full Valuations: Land Exclusive of Structures and Improvements (Dollars) | Buildings and Other Structures (Dollars) | Machinery Permanently Attached to Real Estate (Dollars) | Total True and Full Value (Dollars) | Assessed Valuations: Rural: Homestead Up to $4,000 20% (Dollars) | Rural: Over $4,000 and Non-Homestead 33⅓% (Dollars) | All Other: Homestead Up to $4,000 25% (Dollars) | All Other: Over $4,000 and Non-Homestead 40% (Dollars) | All Other: Machinery Permanently Attached to Real Estate 33⅓% (Dollars) | Total Assessed Value (Dollars) | Final Equalized Value (Dollars) | |
|---|---|---|---|---|---|---|---|---|---|---|---|---|---|---|---|---|---|---|---|---|---|---|---|
| | | | | | | | | | | | State / County / Local / Assessor | | | | | | | | | | | | |
| | | | | | | | | | | | State / County / Local / Assessor | | | | | | | | | | | | |
| | | | | | | | | | | | State / County / Local / Assessor | | | | | | | | | | | | |
| | | | | | | | | | | | State / County / Local / Assessor | | | | | | | | | | | | |
| | | | | | | | | | | | State / County / Local / Assessor | | | | | | | | | | | | |
| | | | | | | | | | | | State / County / Local / Assessor | | | | | | | | | | | | |
| | | | | | | | | | | | State / County / Local / Assessor | | | | | | | | | | | | |
| | | | | | | | | | | | State / County / Local / Assessor | | | | | | | | | | | | |
| | Total Value as Equalized by | | | | | | | | | | State / County / Local | | | | | | | | | | | | |
| | Total Value as Assessed by | | | | | | | | | | Assessor | | | | | | | | | | | | |

## Assessment of

Form 31½ BILLER-BATES COMPANY, MINNEAPOLIS

| | NAME OF OWNER |
|---|---|
| 1 | |
| 2 | |
| 3 | |
| 4 | |
| 5 | |
| 6 | |
| 7 | |
| 8 | |

### Treasurer's Office, Cass County, Minnesota

*RECEIVED this, the first Monday (being the* 5th. *day) of January, A. D. 1948, of* L. C. Peterson, *Auditor of said County, Minnesota, the Tax List of all Taxable Real and Personal Property in the* Town *of* Wabedo *in said County for the year A. D. 1947, as specified above and amounting to* ..... *Dollars* 100

Paul A. Jewell
*County Treasurer.*

JAN - 3 1949 *194*

### Office of County Treasurer, Cass County, Minnesota

To L. C. Peterson, County Auditor:

*Sir:—I herewith return to you the Tax List for the* Town *of* Wabedo *in said County for the year 1947, heretofore received from you. I certify that I have compared the same with the duplicate receipts in your office, and have written opposite the amount of each tax so receipted the words "First Quarter Paid", "Second Quarter Paid", "Third Quarter Paid" or "Paid in full" as the case may be, and the number of my receipt given in discharge of said tax and each tract or lot of real property against which the taxes remain unpaid is delinquent for said year.*

*Yours respectfully,*

Paul A. Jewell
*County Treasurer.*

### Auditor's Office, Cass County, Minnesota

*I,* ..... *Auditor of said County, and State of Minnesota, do hereby certify that the following is a correct list of the Taxes levied on the Real and Personal Property in the* ..... *of* ..... *for the year 1947.*

*WITNESS my hand and official seal, the* ..... *day of* ..... *1948.*

*(SEAL)* ..... *County Auditor.*

### Auditor's Office, Cass County, Minnesota

..... *194*

*I hereby certify that on the first Monday in January 1949, I received of* ..... *County Treasurer, the Tax List of the* ..... *of* ..... *in said County for the year 1947; that I have compared the said list with the Statements receipted for by said Treasurer, which are on file in my office, and that each tract or lot of real property therein against which the taxes, or any part thereof, remains unpaid are delinquent for said year.*

*(SEAL)* ..... *County Auditor.*

Assessment of

Form 31½ BILLIP-BATES COMPANY, MINNEAPOLIS

NAME OF OWNER

# TABULAR SCHEDULE OF VALUATIONS,

LEVIED IN THE Township OF Wabedo

# RATES AND TAXES

COUNTY OF CASS, STATE OF MINNEAPOLIS

| | School District No. | Dollars | Dollars | Value of Lands other than Town Lots including Structures Dollars | Value of Town and City Lots including Structures thereon Dollars | Personal Property Dollars | Total Value of all Property except Money and Credits Dollars | State Rev. Mills | State Sch'l Mills | Tchr. Ins. Mills | State Debt Mills | Total Rate of State Tax Mills | Rev. Mills | R. & B. Mills | Welfare Mills | Bonds and Int. Mills | Mills | Mills | Mills | Total Rate of County Tax Mills | Rev. Mills | R. & B. Mills | Drag Tax Mills | State Loan Mills | Fire Mills | Tel. Mills | Mills | Mills | Total Rate of Town Tax Mills |
|---|---|---|---|---|---|---|---|---|---|---|---|---|---|---|---|---|---|---|---|---|---|---|---|---|---|---|---|---|---|
| 1 | Un | | | 27622 | 7062 | 3866 | 38554 | | | | | 3.02 | 22. | 7.2 | 48. | 18. | | | | 95.2 | 6.5 | 15. | 1. | | 5. | 5. | | | 32.5 |
| 2 | | | | | | | | | | | N.H. | 4.07 | | | | | | | | | | | | | | | | | |
| 3 | | | | Rural | Urban | O.P. | Total | | | | | 7.09 | | | | | | | | | | | | | | | | | |
| | | | | 34,688 | — | 3866 | 38,554 | | | | | | | | | | | | | | | | | | | | | | |
| 4 | Val. Rte. | 14. | 7320 | | | | | | | | | | | | | | | | | | | | | | | | | | |
| | | NH | 27,368 | | | | | | | | | | | | | | | | | | | | | | | | | | |
| 5 | | O.P. | 3866 | | | | | | | | | | | | | | | | | | | | | | | | | | |
| | | | 38,554 | | | | | | | | | | | | | | | | | | | | | | | | | | |
| 6 | | | | | | | | | | | | | | | | | | | | | | | | | | | | | |
| 7 | | | | | | | | | | | | | | | | | | | | | | | | | | | | | |
| 8 | | | | | | | | | | | | | | | | | | | | | | | | | | | | | |

RATE OF SCHOOL TAXES

| | Local 1 Mill Mills | Special Mills | ~~State Loan~~ Mills | Transp. Dif. Mills | Mills | C.o. Mills | Bd. Mills | Total Rate of Sch'l Tax Mills | Total Rate of all Taxes Mills |
|---|---|---|---|---|---|---|---|---|---|
| 1 | 1. | 15. | 15. | 1.8 | 5. | 27.1 | 64.9 | 189.2 | |
| 2 | 1. | 30. | 15. | 1.8 | 5. | 27.1 | 79.9 | 210.2 | |

TAXES LEVIED — LOCAL 1 MILL AND SPECIAL SCHOOL TAXES BY DISTRICTS

| | Local 1 Mill | Special | ~~State Loan~~ Dif. | Transp. | C.o | Bd | Total School Taxes |
|---|---|---|---|---|---|---|---|
| 1 | 2762 | 41434 | 41434 | 4972 | 13813 | 74860 | 179275 |
| 2 | 1093 | 32781 | 16392 | 1967 | 5464 | 29613 | 87310 |
| | 3855 | 74215 | 57826 | 6939 | 19277 | 104473 | 266585 |

ALL OTHER TAXES

| FUNDS | Rate | Amounts |
|---|---|---|
| State Revenue, | | |
| State School, | | |
| Teachers Insurance, | | |
| State Debt—Non-Homestead, | | 12754 |
| State Debt—Homestead, | | 1143 |
| County Revenue, | | 84813 |
| County Road and Bridge, | | 27758 |
| County Welfare, | | 18059 |
| Bonds and Interest | | 69394 |
| Town Revenue, | | 25060 |
| Town Road and Bridge, | | 57831 |
| Town Drag, | | 3855 |
| Town State Loan, | | |
| Fire | | 19275 |
| Telephone | | 19275 |
| School Local 1 Mill, | | 3855 |
| School Special, | | 74215 |
| School State Loan, | | |
| Dif. | | 57826 |
| Transp. | | 6939 |
| C. o | | 19277 |
| Bd. | | 104473 |
| | | 7833.07 |

Total Levy, $ 7833.07

Total Number of Acres

State of Minnesota, } ss
COUNTY OF CASS

I, J. L. Pearson, Auditor of said County and State aforesaid, do hereby certify that the foregoing is a true and correct Schedule, showing the valuation of all the taxable property, in the Twp. of Wabedo, in said County, the several rates of Taxation and Tax of the several Tax Funds levied thereon for the year A. D. 1924.

Witness my hand and official seal, this 30 day of June A. D. 1924.

J. L. Pearson
County Auditor.

SEAL

P.C. 7002.10
P.P. 829.97
7833.07

Clubhouse Addn
Little Bay Lake

Wabedo Springs

Town Point

Wabedo Addn

Form 4 CD. State Data Center, Minneapolis

# Assessment Roll and Tax List of Real Property in the Town of Wabedo,

Cass County, Minnesota, for Taxes for the Year 1947.



| | In whose name assessed | To whom transferred | Description of property: Subdivision | Sec. or Lot | Town or Block | Rng. | Number of Acres of Land: Acres | Hdths | No. School District | Indicate Homestead Yes or No | Indicate Agricultural Yes or No | True and Full Valuations: Land Exclusive of Structures and Improvements (Dollars) | Buildings and Other Structures (Dollars) | Machinery Permanently Attached to Real Estate (Dollars) | Total True and Full Value (Dollars) | Assessed Valuations: Rural: Homestead Up to $4,000 20% (Dollars) | Rural: Over $4,000 and Non-Homestead 33⅓% (Dollars) | All Other: Homestead Up to $4,000 25% (Dollars) | All Other: Over $4,000 and Non-Homestead 40% (Dollars) | Machinery Permanently Attached to Real Estate 33⅓% (Dollars) | Total Assessed Value (Dollars) | Total Assessed Value as Equalized by the Board of Review (Dollars) | Final Equalized Value (Dollars) |
|---|---|---|---|---|---|---|---|---|---|---|---|---|---|---|---|---|---|---|---|---|---|---|---|
| 1 | ~~Nellie E. Hadley~~ John A. & Janet Dakaka | | ~~NE¼ of NE¼~~ Lot 1 | 1 | 140 | 28 | 33 | 46 | Un | | | | | | | | | | | | | | |
| 2 | " | " | ~~NW¼ of NE¼~~ " 2 | | | | 38 | 95 | | | | | | | | | | | | | | | |
| 3 | " | " | SW¼ of NE¼ | | | | 40 | | | | | | | | | | | | | | | | |
| 4 | " | " | ~~SE¼ of NE¼~~ " 11 | | | | 33 | 92 | | | | | | | | | | | | | | | |
| 5 | | | | | | | | | | | | | | | | | | | | | | | |
| 6 | " | " | ~~NE¼ of NW¼~~ " 3 | | | | 38 | 25 | | | | | | | | | | | | | | | |
| 7 | Lloyd W. Showalter | | ~~NW¼ of NW¼~~ " 4 | | | | 37 | 55 | | | | | | | | | | | | | | | |
| 8 | " | | ~~SW¼ of NW¼~~ " 5 | | | | 57 | 10 | | | | | | | | | | | | | | | |
| 9 | ~~Nellie E. Hadley~~ John A. & Janet Dakaka | | ~~SE¼ of NW¼~~ " 6 | | | | 38 | 50 | | | | | | | | | | | | | | | |
| 10 | | | | | | | | | | | | | | | | | | | | | | | |
| 11 | | | NE¼ of SW¼ | | | | | | | | | | | | | | | | | | | | |
| 12 | | | NW¼ of SW¼ | | | | | | | | | | | | | | | | | | | | |
| 13 | | | SW¼ of SW¼ | | | | | | | | | | | | | | | | | | | | |
| 14 | | | SE¼ of SW¼ | | | | | | | | | | | | | | | | | | | | |
| 15 | ~~Leo E. + Rachel M. Durkee~~ | | W. 320' of Lot 9 | | | | 2 | | | | | | | | | | | | | | | | |
| 16 | ~~Nellie E. Hadley~~ | | ~~NE¼ of SE¼~~ Lot 10 | | | | 30 | 16 | | | | | | | | | | | | | | | |
| 17 | ~~Ray A. York + Wm. J. Biever~~ | | ~~SW¼ of SE¼~~ " 7 | | | | 36 | 25 | | | | | | | | | | | | | | | |
| 18 | | | SW¼ of SE¼ | | | | | | | | | | | | | | | | | | | | |
| 19 | John C. Ford | | ~~SE¼ of SE¼~~ " 9 less W. 320' | | | | 18 | 16 | | | | | | | | | | | | | | | |
| 20 | | | | | | | | | | | | | | | | | | | | | | | |

Valuations by School Districts as Equalized by Department of Taxation: District No. ..... Rate ..... Mills; District No. ..... Rate ..... Mills; District No. ..... Rate ..... Mills; District No. ..... Rate ..... Mills; District No. ..... Rate ..... Mills

| | Sold for Taxes | District No. / Rate / Mills | Dollars | District No. / Rate / Mills | Dollars | District No. / Rate / Mills | Dollars | District No. / Rate / Mills | Dollar | Tax including State Homestead | State Tax on Non-Homestead 7.7 Mills | Special Taxes | Total Taxes | Paid | When Paid (Month Day Year) | Number of Receipt | March Settlement 1948 | June Settlement 1948 | Penalty | November Settlement 1948 | Penalty | Collections to First Monday in January 1949 | Penalty | Delinquent on First Monday in January 1949 | Total Delinquent Tax and Penalty | Remarks |
|---|---|---|---|---|---|---|---|---|---|---|---|---|---|---|---|---|---|---|---|---|---|---|---|---|---|---|
| | | | $ cts. | | $ cts. | | $ cts. | | $ cts. | $ cts. | $ cts. | $ cts. | $ cts. | | | | $ cts. | $ cts. | $ cts. | $ cts. | $ cts. | $ cts. | $ cts. | $ cts. | $ cts. | |
| 1 | | H 38 | | | | | | | | 7 44 | | | 7 44 | 1 | | | | | | | | | | 7 44 | J 8 18 | |
| 2 | | H 45 | | | | | | | | 8 80 | | | 8 80 | 2 | | | | | | | | | | 8 80 | J 9 68 | |
| 3 | | H 45 | | | | | | | | 8 80 | | | 8 80 | 3 | | | | | | | | | | 8 80 | J 9 68 | |
| 4 | | H 27 | | | | | | | | 5 28 | | | 5 28 | 4 | | | | | | | | | | 5 28 | J 5 81 | |
| 5 | | | | | | | | | | | | | | 5 | | | | | | | | | | | | |
| 6 | | H 106 | | | | | | | | 20 74 | | | 20 74 | 6 | 2nd Half Paid SEP 26 1946 | | | | | | | | | 20 74 | J 22 81 | |
| 7 | | H 30 | | | | | | | | 5 86 | | | 5 86 | 7 | 1st Half Paid JUN 16 1948 | 7332 | | | | | | | | | | |
| 8 | | H 141 | | | | | | | | 27 58 | | | 27 58 | 8 | 2nd Half Paid SEP 26 1948 / 1st Half Paid JUN 16 1949 | 18 15 | | 16 42 | 16 42 | | | | | | | |
| 9 | | H 45 | | | | | | | | 8 80 | | | 8 80 | 9 | | | | | | | | | | 8 80 | J 9 68 | |
| 10 | | | | | | | | | | | | | | 10 | | | | | | | | | | | | |
| 11 | | | | | | | | | | | | | | 11 | | | | | | | | | | | | |
| 12 | | | | | | | | | | | | | | 12 | | | | | | | | | | | | |
| 13 | | | | | | | | | | | | | | 13 | | | | | | | | | | | | |
| 14 | | | | | | | | | | | | | | 14 | | | | | | | | | | | | |
| 15 | | 56 | | | | | | | | 10 96 | 22 | | 11 18 | 15 | PAID IN FULL MAY 24 1949 | 8847 | | 11 18 | | | | | | | | |
| 16 | | H 34 | | | | | | | | 6 66 | | | 6 66 | 16 | | | | | | | | | | 6 66 | J 7 33 | |
| 17 | | H 95 | | | | | | | | 18 58 | | | 18 58 | 17 | PAID IN FULL JUL 12 1948 | 10126 | | 18 58 | | | | | | | | |
| 18 | | | | | | | | | | | | | | 18 | | | | | | | | | | | | |
| 19 | | H 23 | | | | | | | | 4 50 | | | 4 50 | 19 | PAID IN FULL APR 28 1948 | 4484 | | 4 50 | | | | | | | | |
| 20 | | | | | | | | | | | | | | 20 | | | | | | | | | | | | |
| | | H 637 / 55 / 682 | | | | | | | | 134 00 | 22 | | 134 22 | | | | | | | | | | | | | |

# Assessment Roll and Tax List of Real Property in the Town of Wabedo, Cass County, Minnesota, for Taxes for the Year 1947.

Form 4 CD

| Line | In Whose Name Assessed | To Whom Transferred | Subdivision | Sec. or Lot | Town or Block | Rng. | Acres | 100ths | No. School District | Indicate Homestead Yes or No | Indicate Agricultural Yes or No | Land Exclusive of Structures and Improvements (Dollars) | Buildings and Other Structures (Dollars) | Machinery Permanently Attached to Real Estate (Dollars) | Total True and Full Value (Dollars) | Rural: Homestead Up to $4,000 20% (Dollars) | Rural: Over $4,000 and Non-Homestead 33⅓% (Dollars) | All Other: Homestead Up to $4,000 25% (Dollars) | All Other: Over $4,000 and Non-Homestead 40% (Dollars) | Machinery Permanently Attached 33⅓% (Dollars) | Total Assessed Value (Dollars) | Total Assessed Value as Equalized by the Board of Review (Dollars) | Final Equalized Value (Dollars) |
|---|---|---|---|---|---|---|---|---|---|---|---|---|---|---|---|---|---|---|---|---|---|---|---|
| 1 | | | NE¼ of NE¼ | 2 | 140 | 28 | | | Un | | | | | | | | | | | | | | |
| 2 | State of Minnesota | | ~~NW¼ of NE¼~~ Lot 2 | | | | | | | | | | | | | | | | | | | | |
| 3 | Roy W. Rose | | SW¼ of NE¼ | | | | 40 | | | | | | | | | | | | | | | | |
| 4 | " | | SE¼ of NE¼ | | | | 40 | | | | | | | | | | | | | | | | |
| 5 | ~~James J. & Georgia J. Dougherty~~ | | | | | | | | | | | | | | | | | | | | | | |
| 6 | Morris C. & Pauline Showalter | | ~~NE¼ of NW¼~~ " 3 | | | | 37 | 26 | | | | | | | | | | | | | | | |
| 7 | " " " | | ~~NW¼ of NW¼~~ " 4 | | | | 37 | 48 | | | | | | | | | | | | | | | |
| 8 | " " " | | SW¼ of NW¼ | | | | 40 | | | | | | | | | | | | | | | | |
| 9 | " " " | | SE¼ of NW¼ | | | | 40 | | | | | | | | | | | | | | | | |
| 10 | | | | | | | | | | | | | | | | | | | | | | | |
| 11 | State of Minnesota | | NE¼ of SW¼ | | | | | | | | | | | | | | | | | | | | |
| 12 | State of Minnesota | | NW¼ of SW¼ | | | | | | | | | | | | | | | | | | | | |
| 13 | State of Minnesota | | SW¼ of SW¼ | | | | | | | | | | | | | | | | | | | | |
| 14 | State of Minnesota | | SE¼ of SW¼ | | | | | | | | | | | | | | | | | | | | |
| 15 | | | | | | | | | | | | | | | | | | | | | | | |
| 16 | Iola Johnson | | ~~NE¼ of SE¼~~ " 5 | | | | 39 | 95 | | | | | | | | | | | | | | | |
| 17 | L. W. Showalter | | NW¼ of SE¼ | | | | 40 | | | | | | | | | | | | | | | | |
| 18 | State of Minnesota | | SW¼ of SE¼ | | | | | | | | | | | | | | | | | | | | |
| 19 | Ralph W. Fuller | | ~~SE¼ of SE¼~~ " 6 | | | | 31 | | | | | | | | | | | | | | | | |
| 20 | | | | | | | | | | | | | | | | | | | | | | | |
| | | | | | | | 345 | 69 | | | | | | | | | | | | | | | |

| Line | Sold for Taxes | District Agri. No. Unor Rate 195.64 Mills (Dollars) | District No. Rate Mills (Dollars) | District No. Rate Mills (Dollars) | District No. Rate Mills (Dollars) | District No. Rate Mills (Dollars) | Tax including State Homestead Mills ($ cts.) | State Tax on Non-Homestead 4.07 Mills ($ cts.) | Special Taxes ($ cts.) | Total Taxes ($ cts.) | Line | Paid | When Paid (Month Day Year) | Number of Receipt | March Settlement 1948 ($ cts.) | June Settlement 1948 ($ cts.) | Penalty ($ cts.) | November Settlement 1948 ($ cts.) | Penalty ($ cts.) | Collections to First Monday in January 1949 ($ cts.) | Penalty ($ cts.) | Delinquent on First Monday in January 1949 ($ cts.) | Total Delinquent Tax and Penalty ($ cts.) | Remarks |
|---|---|---|---|---|---|---|---|---|---|---|---|---|---|---|---|---|---|---|---|---|---|---|---|---|
| 1 | | | | | | | | | | | 1 | | | | | | | | | | | | | |
| 2 | | | | | | | | | | | 2 | | | | | | | | | | | | | |
| 3 | | 72 | | | | | 14 08 | 30 | | 14 38 | 3 | PAID IN FULL | JUN 10 1948 | 7355 | | | | | | | | | | |
| 4 | | 72 | | | | | 14 08 | 30 | | 14 38 | 4 | PAID IN FULL | JUN 10 1948 | | | 28 76 | | | | | | | | |
| 5 | | | | | | | | | | | 5 | | | | | | | | | | | | | |
| 6 | | H 94 ~~137~~ | Abate. # 3770 | | | | 18 36 ~~30 72~~ | ~~64~~ | | 18 36 ~~31 36~~ | 6 | 1st Half Paid / Balance Paid | MAY 6 1948 / SEP 27 1948 | | | | | | | | | | | 13.00 Abated |
| 7 | | H 43 ~~72~~ | " | | " | | 8 42 ~~14 08~~ | ~~30~~ | | 8 42 ~~14 38~~ | 7 | 1st Half Paid / Balance Paid | MAY 6 1948 / SEP 27 1948 | 11548 | | | | 6 57 | | | | | | 5.96 " |
| 8 | | H 43 ~~72~~ | " | | " | | 8 42 ~~14 08~~ | 30 | | 8 42 ~~14 38~~ | 8 | 1st Half Paid / Balance Paid | MAY 6 1948 / SEP 27 1948 | 4910 | | 37 25 | | | | | | | | 5.96 " |
| 9 | | H 44 ~~72~~ | " | | " | | 8 62 ~~14 08~~ | ~~30~~ | | 8 62 ~~14 38~~ | 9 | 1st Half Paid / Balance Paid | MAY 6 1948 / SEP 27 1948 | | | | | | | | | | | 5.76 " |
| 10 | | | | | | | | | | | 10 | | | | | | | | | | | | | |
| 11 | | | | | | | | | | | 11 | | | | | | | | | | | | | |
| 12 | | | | | | | | | | | 12 | | | | | | | | | | | | | |
| 13 | | | | | | | | | | | 13 | | | | | | | | | | | | | |
| 14 | | | | | | | | | | | 14 | | | | | | | | | | | | | |
| 15 | | | | | | | | | | | 15 | | | | | | | | | | | | | |
| 16 | | H 69 | | | | | 13 50 | | | 13 50 | 16 | PAID IN FULL | JUN 10 1948 | 7355 | | 13 50 | | | | | | | | |
| 17 | | H 43 | | | | | 8 42 | | | 8 42 | 17 | Balance Paid / 1st Half Paid | SEP 28 1948 / JUN 16 1948 | 15553 / 1895 | | 4 28 | | 4 14 | | | | | | ~~Due 2nd half 4.14~~ |
| 18 | | | | | | | | | | | 18 | | | | | | | | | | | | | |
| 19 | | 56 | | | | | 10 96 | 22 | | 11 18 | 19 | PAID IN FULL | OCT 19 1948 | 12053 | | | | 11 18 | 39 | | | | | |
| 20 | | | | | | | | | | | 20 | | | | | | | | | | | | | |
| | | H 112 / 573 / 685 | | | | | 134 00 (134.00) | 2 36 (2.34) | | 136 36 | | | | | | | | | | | | | | |



Wabedo Pass
Clubhouse Add'n Little Boy Lake
Wabedo Springs
Iowa Point
Mander's Add'n

Form 4 C.D. MILLER-DAVIS COMPANY, MINNEAPOLIS

# Assessment Roll and Tax List of Real Property in the Town of Wabedo, Cass County, Minnesota, for Taxes for the Year 1947.



| In Whose Name Assessed | To Whom Transferred | Description of Property: Subdivision | Sec. or Lot | Town or Block | Reg. | Number of Acres of Land: Acres | 100ths | No. School District | Indicate Homestead Yes or No | Indicate Agricultural Yes or No | True and Full Valuations: Land Exclusive of Structures and Improvements (Dollars) | Buildings and Other Structures (Dollars) | Machinery Permanently Attached to Real Estate (Dollars) | Total True and Full Value (Dollars) | Assessed Valuations: Rural: Homestead Up to $4,000 20% (Dollars) | Rural: Over $4,000 and Non-Homestead 33⅓% (Dollars) | All Other: Homestead Up to $4,000 25% (Dollars) | All Other: Over $4,000 and Non-Homestead 40% (Dollars) | Machinery Permanently Attached to Real Estate 33⅓% (Dollars) | Total Assessed Value (Dollars) | Total Assessed Value as Equalized by the Board of Review (Dollars) | Final Equalized Value (Dollars) | Remarks |
|---|---|---|---|---|---|---|---|---|---|---|---|---|---|---|---|---|---|---|---|---|---|---|---|
| John S. & Inez M. Milligan | | 1 ~~NE¼ of NE¼~~ Lot 1 | 3 | 140 | 28 | 37 | 97 | Um | | | | | | | | | | | | | | | |
| Harry O. & Lela Clark | Ray M. & Velma V. Tabbert | 2 ~~NW¼ of NE¼~~ " 2 which lies E. of M.H.W. | | | | 38 | 37 | | | | | | | | | | | | | | | | |
| " " | " " " " | 3 SW¼ of NE¼ less 1.04 ac. | | | | 38 | 96 | | | | | | | | | | | | | | | | |
| John S. & Inez M. Milligan | | 4 SE¼ of NE¼ | | | | 40 | | | | | | | | | | | | | | | | | |
| Bert & Fern Hooper | | 5 All lies W. of Lot 2 & Long Me which lies E. of M.H.W. | | | | | | | | | | | | | | | | | | | | | |
| Arthur Thompson | | 6 ~~NE¼ of NW¼~~ lot 3 less platted | | | | 24 | 83 | | | | | | | | | | | | | | | | |
| Clarence Kinkel & S. G. Scott | | 7 ~~NW¼ of NW¼~~ " 4 | | | | 39 | 18 | | | | | | | | | | | | | | | | |
| Lillian & Cecil C. Carpenter | | 8 SW¼ of NW¼ | | | | 40 | | | | | | | | | | | | | | | | | |
| State of Minnesota | | 9 SE¼ of NW¼ | | | | | | | | | | | | | | | | | | | | | |
| | | 10 | | | | | | | | | | | | | | | | | | | | | |
| Mrs. Alice G. Pettit | | 11 NE¼ of SW¼ | | | | 40 | | | | | | | | | | | | | | | | | |
| ~~State of Minnesota~~ | Hermann K. & Betty Hansen | 12 NW¼ of SW¼ | | | | | | | | | | | | | | | | | | | | | |
| ~~State of Minnesota~~ | " " " | 13 SW¼ of SW¼ | | | | | | | | | | | | | | | | | | | | | |
| State of Minnesota | | 14 SE¼ of SW¼ | | | | | | | | | | | | | | | | | | | | | |
| Ingebrigt Grimsmo | | 15 1.04 ac. of SW¼ of NE¼ | | | | 1 | 04 | | | | | | | | | | | | | | | | |
| Clayton Joseph & Florence B. Arle | | 16 NE¼ of SE¼ | | | | 40 | | | | | | | | | | | | | | | | | Abstr. # 3302 |
| W. C. Behnke | | 17 NW¼ of SE¼ | | | | 40 | | | | | | | | | | | | | | | | | |
| Harold R., Ethel, Dorothy & Ralph Olson | | 18 SW¼ of SE¼ | | | | 40 | | | | | | | | | | | | | | | | | |
| Clayton Joseph & Florence B. Arle | | 19 SE¼ of SE¼ | | | | 40 | | | | | | | | | | | | | | | | | Abstr. #3302 |
| | | 20 | | | | | | | | | | | | | | | | | | | | | |
| | | | | | | 460 | 35 | | | | | | | | | | | | | | | | |

Valuations by School Districts as Equalized by Department of Taxation

| Sold for Taxes | District No. ..... Rate ..... Mills: Dollars | District No. 1 Rate 135.5 Mills: Dollars | District No. 2 Rate 110.5 Mills: Dollars | District No. ..... Rate ..... Mills: Dollars | District No. ..... Rate ..... Mills: Dollars | District No. ..... Rate ..... Mills: Dollars | Tax including State Homestead ..... Mills: $ cts. | State Tax on Non-Homestead 7.7 Mills: $ cts. | Special Taxes: $ cts. | Total Taxes: $ cts. | Paid | When Paid: Month Day Year | Number of Receipt | March Settlement 1948: $ cts. | June Settlement 1948: $ cts. | Penalty: $ cts. | November Settlement 1948: $ cts. | Penalty: $ cts. | Collections to First Monday in January 1949: $ cts. | Penalty: $ cts. | Delinquent on First Monday in January 1949: $ cts. | Total Delinquent Tax and Penalty: $ cts. | Remarks |
|---|---|---|---|---|---|---|---|---|---|---|---|---|---|---|---|---|---|---|---|---|---|---|---|
| | H 87 | | | | | | 16 04 | | | 16 04 | 1st Half Paid | MAR - 1 1948 | 2221 | 8 02 | | | | | | | 8 02 | 8 02 | |
| | H 123 | | | | | | 24 06 | | | 24 06 | PAID IN FULL | MAR 25 1948 | | | | | | | | | | | |
| | H 45 | | | | | | 8 80 | | | 8 80 | PAID IN FULL | MAR 25 1948 | 4069 | | 3 85 | | | | | | | | |
| | H 43 | | | | | | 8 42 | | | 8 42 | 1st Half Paid | MAR - 1 1948 | 2221 | 4 21 | | | | | | | 4 21 | 8 463 | |
| | | | | | | | | | | | | | | | | | | | | | | | |
| SOLD FOR TAXES | H 28 | | | | | | 5 48 | | | 5 48 | | | | | | | | | | | 5 48 | | |
| SOLD FOR TAXES | 72 | | | | | | 14 08 | 30 | | 14 38 | | | | | | | | | | | 14 38 | | |
| | | H 95 | | | | | | | | | 2nd Half Paid | AUG 26 1948 | 12425 | | | | | | | | | | |
| | | M 80 | | | | | 36 86 | 32 | | 37 18 | 1st Half Paid | JUL 19 1948 | 10641 | | 18 59 | | 18 59 | | | | | | |
| | | | | | | | | | | | | | | | | | | | | | | | |
| | | | | | | | | | | | | | | | | | | | | | | | |
| SOLD FOR TAXES | 72 | | | | | | 14 08 | 30 | | 14 38 | | | | | | | | | | | 14 38 | | |
| | | | | | | | | | | | | | | | | | | | | | | | |
| | | | | | | | | | | | | | | | | | | | | | | | |
| | | | | | | | | | | | | | | | | | | | | | | | |
| | 48 | | | | | | 9 38 | 20 | | 9 58 | PAID IN FULL | JUN 1 0 1948 | 13854 | | 9 58 | | | | | | | | |
| | H 115 | | | | | | 22 50 | | | 22 50 | PAID IN FULL | MAY 1 0 1948 | 5074 | | 22 50 | | | | | | | | |
| | 117 | | | | | | 21 90 | 46 | | 22 36 | PAID IN FULL | AUG - 9 1948 | 10945 | | | | 22 36 | 56 | | | | | |
| | 166 | | | | | | 32 48 | 68 | | 33 16 | 2nd Half Paid | OCT 30 1948 | 12777 | | | | 16 58 | | | | | | |
| | | | | | | | | | | | 1st Half Paid | JUL 19 1948 | 10649 | | 16 58 | | | | | | | | |
| | H 83 | | | | | | 16 24 | | | 16 24 | PAID IN FULL | MAY 1 0 1948 | 5074 | | 16 24 | | | | | | | | |
| | | | | | | | | | | | | | | | | | | | | | | | |
| | H 579 | H 95 | | | | | 193 46 | | | | | | | | | | | | | | | | |
| | 470 | 80 | | | | | 36 86 | | | | | | | | | | | | | | | | |
| | 989 | 175 | 1164 | | | | 230 32 | 226 | | 232 58 | | | | | | | | | | | | | |

Dollar: a 7.44

Dodd Road

Dishmoor Addn
Little Boy Lake
Wabedo Point
Wabedo Springs
Town Policy
Wabedo 6 Addn

Form 4 CD. MILLER-DAYS COMPANY, MINNEAPOLIS

# Assessment Roll and Tax List of Real Property in the Town of Wabedo,

Cass County, Minnesota, for Taxes for the Year 1947.



| | In Whose Name Assessed | To Whom Transferred | Description of Property: Subdivision | Sec. or Lot | Town or Block | Rng. | Number of Acres of Land: Acres | Mills | Sch. Dist. | Indicate Homestead Yes or No | Indicate Agricultural Yes or No | True and Full Valuations: Land Exclusive of Structures and Improvements (Dollars) | Buildings and Other Structures (Dollars) | Machinery Permanently Attached to Real Estate (Dollars) | Total Type and Full Value (Dollars) | Assessed Valuations: Rural: Homestead Up to $4,000 20% (Dollars) | Rural: Over $4,000 and Non-Homestead 33⅓% (Dollars) | All Other: Homestead Up to $4,000 25% (Dollars) | All Other: Over $4,000 and Non-Homestead 40% (Dollars) | Machinery Permanently Attached to Real Estate 33⅓% (Dollars) | Total Assessed Value (Dollars) | Total Assessed Value as Equalized by the Board of Review (Dollars) | Final Equalized Value (Dollars) |
|---|---|---|---|---|---|---|---|---|---|---|---|---|---|---|---|---|---|---|---|---|---|---|---|
| 1 | State of Minnesota | | ~~NE¼ of NE¼~~ Lot 1 | 4 | 140 | 28 | | | Un | | | | | | | | | | | | | | |
| 2 | Ernest Walther Barenther | | ~~NW¼ of NE¼~~ " 2 | | | | 39 | 93 | | | | | | | | | | | | | | | |
| 3 | " " | | SW¼ of NE¼ | | | | 40 | | | | | | | | | | | | | | | | |
| 4 | State of Minnesota | | SE¼ of NE¼ | | | | | | | | | | | | | | | | | | | | |
| 5 | | | | | | | | | | | | | | | | | | | | | | | |
| 6 | Ernest Walther Barenther | | ~~NE¼ of NW¼~~ " 3 | | | | 40 | 25 | | | | | | | | | | | | | | | |
| 7 | Mrs. Clarence Kinkel | | ~~NW¼ of NW¼~~ " 4 | | | | 40 | 57 | | | | | | | | | | | | | | | |
| 8 | State of Minnesota - Dept. Rur. Cr. | | SW¼ of NW¼ | | | | | | | | | | | | | | | | | | | | |
| 9 | Ernest Walther Barenther | | SE¼ of NW¼ | | | | 40 | | | | | | | | | | | | | | | | |
| 10 | | | | | | | | | | | | | | | | | | | | | | | |
| 11 | State of Minnesota | | NE¼ of SW¼ | | | | | | | | | | | | | | | | | | | | |
| 12 | State of Minnesota - Dept. Rur. Cr. | | NW¼ of SW¼ | | | | | | | | | | | | | | | | | | | | |
| 13 | State of Minnesota | | SW¼ of SW¼ | | | | | | | | | | | | | | | | | | | | |
| 14 | | | SE¼ of SW¼ | | | | | | | | | | | | | | | | | | | | |
| 15 | | | | | | | | | | | | | | | | | | | | | | | |
| 16 | State of Minnesota | | NE¼ of SE¼ | | | | | | | | | | | | | | | | | | | | |
| 17 | State of Minnesota | | NW¼ of SE¼ | | | | | | | | | | | | | | | | | | | | |
| 18 | State of Minnesota | | SW¼ of SE¼ | | | | | | | | | | | | | | | | | | | | |
| 19 | State of Minnesota | | SE¼ of SE¼ | | | | | | | | | | | | | | | | | | | | |
| 20 | | | | | | | | | | | | | | | | | | | | | | | |
| | | | | | | | 200 | 75 | | | | | | | | | | | | | | | |

Valuations by School Districts as Certified by Department of Taxation: District No. ..... Rate ..... Mills (Dollars); District No. ..... Rate ..... Mills (Dollars); District No. ..... Rate ..... Mills (Dollars); District No. ..... Rate ..... Mills (Dollars); District No. ..... Rate ..... Mills (Dollars)

| | Sold for Taxes | Tax including State Homestead ..... Mills ($ cts.) | State Tax on Non-Homestead 4.2 Mills ($ cts.) | Special Taxes ($ cts.) | Total Taxes ($ cts.) | Paid | When Paid (Month Day Year) | Number of Receipt | March Settlement 1948 ($ cts.) | June Settlement 1948 ($ cts.) | Penalty ($ cts.) | November Settlement 1948 ($ cts.) | Penalty ($ cts.) | Collections to First Monday in January 1949 ($ cts.) | Penalty ($ cts.) | Delinquent on First Monday in January 1949 ($ cts.) | Total Delinquent Tax and Penalty ($ cts.) | Remarks |
|---|---|---|---|---|---|---|---|---|---|---|---|---|---|---|---|---|---|---|
| 1 | | | | | | | | | | | | | | | | | | |
| 2 | | 14 08 | 30 | | 14 38 | PAID IN FULL | JUN 10 1948 | 1370 | | 28 76 | | | | | | | | |
| 3 | | 14 08 | 30 | | 14 38 | PAID IN FULL | JUN 10 1948 | | | | | | | | | | | |
| 4 | | | | | | | | | | | | | | | | | | |
| 5 | | | | | | | | | | | | | | | | | | |
| 6 | | 14 08 | 30 | | 14 38 | PAID IN FULL | JUN 10 1948 | 1370 | | 14 38 | | | | | | | | |
| 7 | SOLD FOR TAXES | 16 04 | 34 | | 16 38 | | | | | | | | | | | 16 38 | | |
| 8 | | | | | | | | | | | | | | | | | | |
| 9 | | 14 08 | 30 | | 14 38 | PAID IN FULL | JUN 10 1948 | 1370 | | 14 38 | | | | | | | | |
| 10 | | | | | | | | | | | | | | | | | | |
| 11 | | | | | | | | | | | | | | | | | | |
| 12 | | | | | | | | | | | | | | | | | | |
| 13 | | | | | | | | | | | | | | | | | | |
| 14 | | | | | | | | | | | | | | | | | | |
| 15 | | | | | | | | | | | | | | | | | | |
| 16 | | | | | | | | | | | | | | | | | | |
| 17 | | | | | | | | | | | | | | | | | | |
| 18 | | | | | | | | | | | | | | | | | | |
| 19 | | | | | | | | | | | | | | | | | | |
| 20 | | | | | | | | | | | | | | | | | | |
| | | 370 | | | 73 90 | | | | | | | | | | | | | |

Form 4 CD McLEAN-DUNN COMPANY, MINNEAPOLIS

# Assessment Roll and Tax List of Real Property in the Town of Wabedo, Cass County, Minnesota, for Taxes for the Year 1947.



| In Whose Name Assessed | To Whose Transferred | Description of Property: Subdivision | Sec. or Lot | Town or Block | Reg. | Number of Acres of Land (Acres / 100ths) | No. School District | Indicates Homestead Taxes in Lieu of Taxes | Indicates Additional Taxes in Lieu of Taxes | True and Full Valuations: Land Exclusive of Structures and Improvements (Dollars) | Buildings and Other Structures (Dollars) | Machinery Permanently Attached to Real Estate (Dollars) | Total Trees and Full Value (Dollars) | Assessed Valuations: Rural: Homestead Up to $4,000 20% (Dollars) | Rural: Over $4,000 and Non-Homestead 33⅓% (Dollars) | All Other: Homestead Up to $4,000 25% (Dollars) | All Other: Over $4,000 and Non-Homestead 40% (Dollars) | All Other: Machinery Permanently Attached to Real Estate 33⅓% (Dollars) | Total Assessed Value as Equalized by the Board of Review (Dollars) | Final Equalized Value (Dollars) |
|---|---|---|---|---|---|---|---|---|---|---|---|---|---|---|---|---|---|---|---|---|
| Ernest W. Barenther | | 1 ~~NE¼ of NE¼~~ Lot 4 | 5 | 140 | 28 | 41.17 | Un | | | | | | | | | | | | | |
| Alonzo P. & Stella Luby | | 2 ~~NW¼ of NE¼~~ " 3 | | | | 35.72 | | | | | | | | | | | | | | |
| Ernest W. Barenther | | 3 ~~NW¼ of NE¼~~ " 5 | | | | 47.85 | | | | | | | | | | | | | | |
| | | 4 ~~SE¼ of NE¼~~ | | | | | | | | | | | | | | | | | | |
| | | 5 | | | | | | | | | | | | | | | | | | |
| ~~Alfred & Olive H. Keller's int., Wm. A. & Jennie H. Keller's int.,~~ Henry C. & Sarah Bennett & August & Mary K. Keller's int. | | 6 ~~NE¼ of NW¼~~ " 2 | | | | 46.87 | | | | | | | | | | | | | | |
| State of Minnesota | | 7 ~~NW¼ of NW¼~~ " 1 | | | | | | | | | | | | | | | | | | |
| Henry C. & Sarah Bennett | | | | | | | | | | | | | | | | | | | | |
| ~~Clarence W. Flinck, Adm. Estate, Carl W. Flinck~~ | | 8 ~~SW¼ of NW¼~~ " 9 | | | | 32 | | | | | | | | | | | | | | |
| | | 9 SE¼ of NW¼ | | | | | | | | | | | | | | | | | | |
| Miles K. & Jewell C. Dunne | | 10 N½ of NE¼ of SE¼ (Duplicate description line 20) 8/1/50 | | | | | | | | | | | | | | | | | | |
| Fred A. Schauer & Fannie E. Ball | | 11 ~~NE¼ of SW¼~~ " 7 | | | | 53.75 | | | | | | | | | | | | | | |
| Henry C. & Sarah Bennett | | | | | | | | | | | | | | | | | | | | |
| ~~Clarence W. Flinck, Adm. Estate, Carl W. Flinck~~ | | 12 ~~NW¼ of SW¼~~ " 8 | | | | 40 | | | | | | | | | | | | | | |
| Fred A. Schauer & Fannie E. Ball | | 13 SW¼ of SW¼ | | | | 40 | | | | | | | | | | | | | | |
| | | 14 SE¼ of SW¼ | | | | | | | | | | | | | | | | | | |
| Thomas H. Conners | | 15 10' dockage of NE¼ of SE¼ | | | | | | | | | | | | | | | | | | |
| L. G. & Jessaline E. Scott | | 16 S½ of NE¼ of SE¼ less 10' dockage | | | | 20 | | | | | | | | | | | | | | |
| B. F. Hartzell | " | 17 ~~NW¼ of SE¼~~ Lot 6 | | | | 32 | | | | | | | | | | | | | | |
| " | | 18 SW¼ of SE¼ | | | | 40 | | | | | | | | | | | | | | |
| Thomas H. Conners | | 19 SE¼ of SE¼ | | | | 40 | | | | | | | | | | | | | | |
| Jewell C. Dunne | ~~Sold~~ | 20 N½ of NE¼ of SE¼ less 10' dockage | | | | 20 | | | | | | | | | | | | | | |
| | | | | | | 489.36 | | | | | | | | | | | | | | |

Valuations by School Districts as Equalized by Department of Taxation

| | Sold for Taxes | District No. ..... Rate ..... Mills | District No. ..... Rate ..... Mills | District No. ..... Rate ..... Mills | District No. ..... Rate ..... Mills | District No. ..... Rate ..... Mills | District No. ..... Rate ..... Mills | Tax including State Homestead ..... Mills | State Tax on Non-Homestead 40.7 Mills | Special Taxes | Total Taxes | Paid | When Paid (Month Day Year) | Number of Receipt | March Settlement 1948 | June Settlement 1948 | Penalty | November Settlement 1948 | Penalty | Collections to First Monday in January 1949 | Penalty | Delinquent on First Monday in January 1949 | Total Delinquent Tax and Penalty | Remarks |
|---|---|---|---|---|---|---|---|---|---|---|---|---|---|---|---|---|---|---|---|---|---|---|---|---|
| | | Dollars | Dollars | Dollars | Dollars | Dollars | Dollars | $ cts. | $ cts. | $ cts. | $ cts. | | | | $ cts. | $ cts. | $ cts. | $ cts. | $ cts. | $ cts. | $ cts. | $ cts. | $ cts. | |
| 1 | | | 72 | | | | | 14 08 | 30 | | 14 38 | 1 PAID IN FULL | JUN 1 0 1948 | 13710 | | 14 38 | | | | | | | | |
| 2 | | | 112 | | | | | 21 90 | 46 | | 22 36 | 2 PAID IN FULL | JUN 22 1948 | 8363 | | 22 36 | | | | | | | | |
| 3 | | | 128 | | | | | 25 04 | 52 | | 25 56 | 3 PAID IN FULL | JUN 1 0 1948 | 13710 | | 25 56 | | | | | | | | |
| 4 | | | | | | | | | | | | 4 | | | | | | | | | | | | |
| 5 | | | | | | | | | | | | 5 | | | | | | | | | | | | |
| 6 | | | 150 | | | | | 29 34 | 62 | | 29 96 | 6 PAID IN FULL | JUN 7 1948 | 6957 | | 29 96 | | | | | | | | |
| 7 | | | | | | | | | | | | 7 | | | | | | | | | | | | |
| 8 | | | 102 | | | | | 19 96 | 42 | | 20 38 | 8 2nd Half Paid / 1st Half Paid | OCT 30 1948 / JUN 1 6 1948 | 12220 / 7813 | | 10 19 | | 10 19 | | | | | | |
| 9 | | | | | | | | | | | | 9 | | | | | | | | | | | | |
| 10 | | | | | | | | | | | | 10 | | | | | | | | | | | | |
| 11 | | | H 59 | | | | | 11 54 | | | 11 54 | 11 PAID IN FULL | JUL 1 2 1948 | 10117 | | 11 54 | | | | | | | | |
| 12 | | | 128 | | | | | 25 04 | 52 | | 25 56 | 12 2nd Half Paid / 1st Half Paid | OCT 30 1948 / JUN 1 6 1948 | 12220 / 7813 | | 12 78 | | 12 78 | | | | | | |
| 13 | | | H 43 | | | | | 8 42 | | | 8 42 | 13 PAID IN FULL | JUL 1 2 1948 | 10117 | | 8 42 | | | | | | | | |
| 14 | | | | | | | | | | | | 14 | | | | | | | | | | | | |
| 15 | | | 4 | | | | | 78 | 02 | | 80 | 15 PAID IN FULL | MAY 28 1948 | 6108 | | 80 | | | | | | | | |
| 16 | SOLD FOR TAXES | | 314 | | | | | 41 86 | 88 | | 42 74 | 16 | | | | | | | | | | 42 74 | | |
| 17 | | | 158 | | | | | 30 90 | 64 | | 31 54 | 17 PAID IN FULL JUN 1 2 1948 | | 10125 | | 45 92 | | | | | | | | |
| 18 | | | 72 | | | | | 14 08 | 30 | | 14 38 | 18 PAID IN FULL JUN 1 2 1948 | | | | | | | | | | | | |
| 19 | | | 72 | | | | | 14 08 | 30 | | 14 38 | 19 PAID IN FULL | MAY 28 1948 | 6108 | | 14 38 | | | | | | | | |
| 20 | | | 230 | | | | | 45 00 | 94 | | 45 94 | 20 | | | | | | | | | | 45 94 | f 50 53 | (See also line 10) |
| | | | H 107 / 1542 / 1544 | | | | | 302 02 / 302 94 | 5 92 / 5 86 | | 307 94 | | | | | | | | | | | | | |

Form 4 CD

# Assessment Roll and Tax List of Real Property in the Twn of Wabedo, Cass County, Minnesota, for Taxes for the Year 1947.



| | In whose name assessed | To whom transferred | Description of property: Subdivision | Sec. or Lot | Town. or Block | Rng. | Number of Acres of Land (Acres) | No. School District | Information Required by Law | Information Required by Law | True and Full Valuations: Land Exclusive of Structures and Improvements (Dollars) | Buildings and Other Structures (Dollars) | Machinery Permanently Attached to Real Estate (Dollars) | Total True and Full Value (Dollars) | Assessed Valuations: Rural: Homestead Up to $4,000 20% (Dollars) | Rural: Over $4,000 and Non-Homestead 33⅓% (Dollars) | All Other: Homestead Up to $4,000 25% (Dollars) | All Other: Over $4,000 and Non-Homestead 40% (Dollars) | All Other: Machinery Permanently Attached to Real Estate 33⅓% (Dollars) | Total Assessed Value as Equalized by the Board of Review (Dollars) | Final Equalized Value (Dollars) |
|---|---|---|---|---|---|---|---|---|---|---|---|---|---|---|---|---|---|---|---|---|---|
| 1 | | | NE¼ of NE¼ | 6 | 140 | 28 | | Un | | | | | | | | | | | | | |
| 2 | | | NW¼ of NE¼ | | | | | | | | | | | | | | | | | | |
| 3 | Fred F. + Mary Alice Rynda | | ~~SW¼ of NE¼~~ Lot 3 | | | | 29 45 | | | | | | | | | | | | | | |
| 4 | Erick J. + Eleanor Mae Jensen | | ~~SE¼ of NE¼~~ " 2 | | | | 17 75 | | | | | | | | | | | | | | |
| 5 | | | | | | | | | | | | | | | | | | | | | |
| 6 | ~~George + Mary L. White~~ | | ~~NE¼ of NW¼~~ | | | | | | | | | | | | | | | | | | |
| 7 | | | ~~SW¼ of NW¼~~ Lot 10 | | | | 29 25 | | | | | | | | | | | | | | |
| 8 | ~~Pine Tree Mfg. Co.~~ | Lambert W. Steuloup - % Reg. of Deeds | ~~SW¼ of NW¼~~ " 9 | | | | 36 80 | | | | | | | | | | | | | | |
| 9 | ~~Guy L. + Lulu Pugh~~ | | ~~SE¼ of NW¼~~ " 8 | | | | 45 80 | | | | | | | | | | | | | | |
| 10 | | | | | | | | | | | | | | | | | | | | | |
| 11 | Henry W. Rose | | ~~NE¼ of SW¼~~ " 7 | | | | 33 75 | | | | | | | | | | | | | | |
| 12 | " | | ~~NW¼ of SW¼~~ " 6 | | | | 57 50 | | | | | | | | | | | | | | |
| 13 | | | ~~SW¼ of SW¼~~ | | | | | | | | | | | | | | | | | | |
| 14 | | | SE¼ of SW¼ | | | | | | | | | | | | | | | | | | |
| 15 | | | | | | | | | | | | | | | | | | | | | |
| 16 | ~~Henry W. Rose for W. Nelson~~ ~~Clarence W. Flink, Adm. Estate, Carl W. Flink~~ | | NE¼ of SE¼ | | | | 40 | | | | | | | | | | | | | | |
| 17 | | | NW¼ of SE¼ | | | | | | | | | | | | | | | | | | |
| 18 | ~~Henry W. Rose for W. Nelson~~ ~~Carl W. Flink~~ | | ~~SW¼ of SE¼~~ " 5 | | | | 19 25 | | | | | | | | | | | | | | |
| 19 | Fred A. Schauer + Fannie E. Bell | | ~~SE¼ of SE¼~~ " 4 | | | | 36 50 | | | | | | | | | | | | | | |
| 20 | | | | | | | 346 05 | | | | | | | | | | | | | | |

Valuations by School Districts as Equalized by Department of Taxation: District No. ..... Rate ..... Mills; District No. Agric. Rate 15.4 Mills; District No. ..... Rate ..... Mills; District No. ..... Rate ..... Mills; District No. ..... Rate ..... Mills; District No. ..... Rate ..... Mills (Dollars)

| | Sold for Taxes | Tax including State Homestead 4.0 Mills ($ cts.) | State Tax on Non-Homestead 4.0 Mills ($ cts.) | Special Taxes ($ cts.) | Total Taxes ($ cts.) | Paid | When Paid (Month Day Year) | Number of Receipt | March Settlement 1948 ($ cts.) | June Settlement 1948 ($ cts.) | Penalty ($ cts.) | November Settlement 1948 ($ cts.) | Penalty ($ cts.) | Collections to First Monday in January 1949 ($ cts.) | Penalty ($ cts.) | Delinquent on First Monday in January 1949 ($ cts.) | Total Delinquent Tax and Penalty ($ cts.) | Remarks |
|---|---|---|---|---|---|---|---|---|---|---|---|---|---|---|---|---|---|---|
| 1 | | | | | | | | | | | | | | | | | | |
| 2 | | | | | | | | | | | | | | | | | | |
| 3 | | 18 78 | 40 | | 19 18 | PAID IN FULL | MAY 28 1948 | 6110 | | 19 18 | | | | | | | | |
| 4 | | 12 52 | 26 | | 12 78 | PAID IN FULL | JUL 12 1948 | 10127 | | 12 78 | | | | | | | | |
| 5 | | | | | | | | | | | | | | | | | | |
| 6 | | | | | | | | | | | | | | | | | | |
| 7 | | 18 78 | 40 | | 19 18 | 1st Half Paid<br>2nd Half Paid | JUN 23 1948<br>OCT 30 1948 | 8387<br>13359 | | 10 00 | | 9 18 | | | | | | Bal. due $9.18 |
| 8 | | 14 08 | 30 | | 14 38 | PAID IN FULL | MAY 25 1948 | 6837 | | 14 38 | | | | | | | | |
| 9 | | 28 16 | 58 | | 28 74 | PAID IN FULL | JUN 22 1948 | 8713 | | 28 74 | | | | | | | | |
| 10 | | | | | | | | | | | | | | | | | | |
| 11 | | 9 00 | 18 | | 9 18 | 2nd Half Paid<br>1st Half Paid | OCT 29 1948<br>MAY 17 1948 | 5177 | | 26 16 | | 26 16 | | | | | | |
| 12 | | 42 26 | 88 | | 43 14 | 2nd Half Paid<br>1st Half Paid | OCT 29 1948<br>JUN 15 1948 | 2585 | | | | | | | | | | |
| 13 | | | | | | | | | | | | | | | | | | |
| 14 | | | | | | | | | | | | | | | | | | |
| 15 | | | | | | | | | | | | | | | | | | |
| 16 | | 14 08 | 30 | | 14 38 | 2nd Half Paid<br>1st Half Paid | OCT 30 1948<br>JUN 15 1948 | 12720<br>1893 | | 7 19 | | 7 19 | | | | | | |
| 17 | | | | | | | | | | | | | | | | | | |
| 18 | | 25 44 | 52 | | 25 96 | 2nd Half Paid<br>1st Half Paid | OCT 30 1948<br>JUN 15 1948 | 12720<br>1893 | | 12 98 | | 12 98 | | | | | | |
| 19 | | 17 42 | | | 17 42 | PAID IN FULL | JUN 12 1948 | 10117 | | 17 42 | | | | | | | | |
| 20 | | | | | | | | | | | | | | | | | | |
| | 44 87<br>7 56<br>1625 | 200 52 | 3 82 | | 204 34 | | | | | | | | | | | | | |

Form 4 CD HILLER-DAVIS COMPANY, MINNEAPOLIS

# Assessment Roll and Tax List of Real Property in the Town of Wabedo, Cass County, Minnesota, for Taxes for the Year 1947.



| | In Whose Name Assessed | To Whom Transferred | Description of Property: Subdivision | Sec. or Lot | Town or Block | Rng. | Number of Acres of Land: Acres | Mills | No. School District | Indicate Homestead Property by a | Indicate Agricultural Property by a | True and Full Valuations: Land Exclusive of Structures and Improvements (Dollars) | Buildings and Other Structures (Dollars) | Machinery Permanently Attached to Real Estate (Dollars) | Total Type and Full Value (Dollars) | Assessed Valuations: Rural: Homestead Up to $1,000 20% (Dollars) | Rural: Over $4,000 and Non-Homestead 33⅓% (Dollars) | All Other: Homestead Up to $4,000 25% (Dollars) | All Other: Over $4,000 and Non-Homestead 40% (Dollars) | Machinery Permanently Attached to Real Estate 33⅓% (Dollars) | Total Assessed Value (Dollars) | Total Assessed Value as Equalized by the Board of Review (Dollars) | Final Equalized Value (Dollars) |
|---|---|---|---|---|---|---|---|---|---|---|---|---|---|---|---|---|---|---|---|---|---|---|---|
| 1 | Fred A. Schauer & Fannie E. Bell | | ~~NE¼ of NE¼~~ Lot 3 | 7 | 140 | 28 | 1 | Hm | | | | | | | | | | | | | | | |
| 2 | Wideman & McKeown | | ~~NW¼ of NE¼~~ " 1 | | | | 12 | 90 | | | | | | | | | | | | | | | |
| 3 | | | SW¼ of NE¼ | | | | | | | | | | | | | | | | | | | | |
| 4 | | | SE¼ of NE¼ | | | | | | | | | | | | | | | | | | | | |
| 5 | | | | | | | | | | | | | | | | | | | | | | | |
| 6 | | | NE¼ of NW¼ | | | | | | | | | | | | | | | | | | | | |
| 7 | | | NW¼ of NW¼ | | | | | | | | | | | | | | | | | | | | |
| 8 | | | SW¼ of NW¼ | | | | | | | | | | | | | | | | | | | | |
| 9 | | | SE¼ of NW¼ | | | | | | | | | | | | | | | | | | | | |
| 10 | | | | | | | | | | | | | | | | | | | | | | | |
| 11 | | | NE¼ of SW¼ | | | | | | | | | | | | | | | | | | | | |
| 12 | | | NW¼ of SW¼ | | | | | | | | | | | | | | | | | | | | |
| 13 | | | SW¼ of SW¼ | | | | | | | | | | | | | | | | | | | | |
| 14 | | | SE¼ of SW¼ | | | | | | | | | | | | | | | | | | | | |
| 15 | | | | | | | | | | | | | | | | | | | | | | | |
| 16 | Alexander B. & Gertrude W. Rolfe | | ~~NE¼ of SE¼~~ Lot 2 (Island) | | | | 19 | 30 | | | | | | | | | | | | | | | |
| 17 | | | NW¼ of SE¼ | | | | | | | | | | | | | | | | | | | | |
| 18 | | | SW¼ of SE¼ | | | | | | | | | | | | | | | | | | | | |
| 19 | | | SE¼ of SE¼ | | | | | | | | | | | | | | | | | | | | |
| 20 | | | | | | | | | | | | | | | | | | | | | | | |
| | | | | | | | 332 | | | | | | | | | | | | | | | | |

Valuations by School Districts as Equalized by Department of Taxation

| | Sold for Taxes | District No. ..... Rate ..... Mills (Dollars) | District No. ..... Rate ..... Mills (Dollars) | District No. ..... Rate ..... Mills (Dollars) | District No. ..... Rate ..... Mills (Dollars) | District No. ..... Rate ..... Mills (Dollars) | Tax including State Homestead ..... Mills ($ cts.) | State Tax on Non-Homestead 4.7 Mills ($ cts.) | Special Taxes ($ cts.) | Total Taxes ($ cts.) | Paid | When Paid: Month Day Year | Number of Receipt | March Settlement 1948 ($ cts.) | June Settlement 1948 ($ cts.) | Penalty ($ cts.) | November Settlement 1948 ($ cts.) | Penalty ($ cts.) | Collections to First Monday in January 1949 ($ cts.) | Penalty ($ cts.) | Delinquent on First Monday in January 1949 ($ cts.) | Total Delinquent Tax and Penalty ($ cts.) | Remarks |
|---|---|---|---|---|---|---|---|---|---|---|---|---|---|---|---|---|---|---|---|---|---|---|---|
| 1 | | H 5 | | | | | 98 | | | 98 | ✓ PAID IN FULL | JUL 12 1948 | 10117 | | 98 | | | | | | | | |
| 2 | SOLD FOR TAXES | 52 | | | | | 1018 | 22 | | 1040 | | | | | | | | | | | 1040 | 11 44 | |
| 3 | | | | | | | | | | | | | | | | | | | | | | | |
| 4 | | | | | | | | | | | | | | | | | | | | | | | |
| 5 | | | | | | | | | | | | | | | | | | | | | | | |
| 6 | | | | | | | | | | | | | | | | | | | | | | | |
| 7 | | | | | | | | | | | | | | | | | | | | | | | |
| 8 | | | | | | | | | | | | | | | | | | | | | | | |
| 9 | | | | | | | | | | | | | | | | | | | | | | | |
| 10 | | | | | | | | | | | | | | | | | | | | | | | |
| 11 | | | | | | | | | | | | | | | | | | | | | | | |
| 12 | | | | | | | | | | | | | | | | | | | | | | | |
| 13 | | | | | | | | | | | | | | | | | | | | | | | |
| 14 | | | | | | | | | | | | | | | | | | | | | | | |
| 15 | | | | | | | | | | | | | | | | | | | | | | | |
| 16 | | 61 | | | | | 11 94 | 24 | | 12 18 | ✓ PAID IN FULL | JUL 12 1948 | 10124 | | 1218 | | | | | | | | |
| 17 | | | | | | | | | | | | | | | | | | | | | | | |
| 18 | | | | | | | | | | | | | | | | | | | | | | | |
| 19 | | | | | | | | | | | | | | | | | | | | | | | |
| 20 | | | | | | | | | | | | | | | | | | | | | | | |
| | | H 5 / 113 / 118 | | | | | 2310 | 46 | | 2356 | | | | | | | | | | | | | |

Form 4 C.D. 41-18-5419 COMPANY, MINNEAPOLIS

| | In Whose Name Assessed | To Whom Transferred | Description of Property: Subdivision | Sec. or Lot | Town. or Block | Rng. | Number of Acres of Land (Acres) | No. School District | Indicate Approved Land Tax as Ag. | Indicate Approved Land Tax as Ag. | True and Full Valuations: Land Exclusive of Structures and Other Improvements | Buildings and Other Structures | Machinery Permanently Attached to Real Estate | Total True and Full Value | Assessed Valuations: Rural: Homestead Up to $4,000 20% | Rural: Over $4,000 and Non-Homestead 33⅓% | All Other: Homestead Up to $4,000 25% | All Other: Over $4,000 and Non-Homestead 40% | Machinery Permanently Attached to Real Estate 33⅓% | Total Assessed Value | Total Assessed Value as Equalized by the Board of Review | Final Equalized Value |
|---|---|---|---|---|---|---|---|---|---|---|---|---|---|---|---|---|---|---|---|---|---|---|
| | | | | | | | Acres / 100ths | | | | Dollars | Dollars | Dollars | Dollars | Dollars | Dollars | Dollars | Dollars | Dollars | Dollars | Dollars | Dollars |
| | State of Minnesota | | 1 NE¼ of NE¼ | 8 | 140 | 28 | | Un | | | | | | | | | | | | | | |
| | State of Minnesota | | 2 NW¼ of NE¼ | | | | | | | | | | | | | | | | | | | |
| | State of Minnesota | | 3 SW¼ of NE¼ | | | | | | | | | | | | | | | | | | | |
| | State of Minnesota | | 4 SE¼ of NE¼ | | | | | | | | | | | | | | | | | | | |
| | | | 5 | | | | | | | | | | | | | | | | | | | |
| | Fred A. Schauer + Fannie E. Bell | | 6 NE¼ of NW¼ | | | | 40 | | | | | | | | | | | | | | | |
| | " " | | 7 ~~NW¼ of NW¼~~ Lot 1 | | | | 26 25 | | | | | | | | | | | | | | | |
| | Herman L. + Vera R. Berg | | 8 ~~SW¼ of NW¼~~ " 2 | | | | 41 75 | | | | | | | | | | | | | | | |
| | | | 9 ~~SE¼ of NW¼~~ | | | | | | | | | | | | | | | | | | | |
| | Margaret V. + John A. Fulton | | 10 N. 100' of S. 200' of Lot 3 | | | | 2 | | | | | | | | | | | | | | | |
| | | | 11 NE¼ of SW¼ | | | | | | | | | | | | | | | | | | | |
| | | | 12 NW¼ of SW¼ | | | | | | | | | | | | | | | | | | | |
| | Melford B. + Sylvia A. Thorsen | | 13 SW¼ of SW¼ 265'x600'x1100'x125'x1320' of Lot 3 | | | | 11 50 | | | | | 1800 added | | | | | 600 | | | | | |
| | | | 14 SE¼ of SW¼ | | | | | | | | | | | | | | | | | | | |
| | Herman L. + Vera R. Berg | | 15 W. 250' of Lot 3 | | | | 35 | | | | | | | | | | | | | | | |
| | State of Minnesota | | 16 NE¼ of SE¼ | | | | | | | | | | | | | | | | | | | |
| | H. J. Thorson | | 17 ~~Lot 3 less~~ 15.60 acc. ~~NW¼ of SE¼~~ | | | | 23 20 | | | | | | | | | | | | | | | |
| | Paul R. Fossum | | 18 ~~SW¼ of SE¼~~ S½ of Lot 4 | | | | 29 125 | | | | | | | | | | | | | | | |
| | James A. Ilk | | 19 ~~SE¼ of SE¼~~ N½ of Lot 4 | | | | 29 125 | | | | | | | | | | | | | | | |
| | James + Mary A. Ilk | | 20 S. 100' of Lot 3 | | | | 1 75 | | | | | | | | | | | | | | | |
| | | | | | | | 225 65 | | | | | | | | | | | | | | | |

| | Sold for Taxes | Valuations by School Districts as Furnished by Department of Taxation: District No. ..... Rate ..... Mills | District No. ..... Rate ..... Mills | District No. ..... Rate ..... Mills | District No. ..... Rate ..... Mills | Tax including State Homestead ..... Mills | State Tax on Non-Homestead 4.7 Mills | Special Taxes | Total Taxes | | Paid | When Paid (Month Day Year) | Number of Receipt | March Settlement 1948 | June Settlement 1948 | Penalty | November Settlement 1948 | Penalty | Collections to First Monday in January 1949 | Penalty | Delinquent on First Monday in January 1949 | Total Delinquent Tax and Penalty | Remarks |
|---|---|---|---|---|---|---|---|---|---|---|---|---|---|---|---|---|---|---|---|---|---|---|---|
| | | Dollars | Dollars | Dollars | Dollars | Dollar | $ cts. | $ cts. | $ cts. | | | | | $ cts. | $ cts. | $ cts. | $ cts. | $ cts. | $ cts. | $ cts. | $ cts. | $ cts. | |
| 1 | | | | | | | | | | 1 | | | | | | | | | | | | | |
| 2 | | | | | | | | | | 2 | | | | | | | | | | | | | |
| 3 | | | | | | | | | | 3 | | | | | | | | | | | | | |
| 4 | | | | | | | | | | 4 | | | | | | | | | | | | | |
| 5 | | | | | | | | | | 5 | | | | | | | | | | | | | |
| 6 | | H 43 | | | | 906 | | | 906 | 6 | PAID IN FULL JUL 12 1947 | | 10117 | | 14 90 | | | | | | | | |
| 7 | | H 1533 | | | | 135 84 | 2 00 | | 137 84 | 7 | PAID IN FULL JUL 12 1947 | | | | | | | | | | | | |
| 8 | | H 215 | | | | 4 06 | | | 4 06 | 8 | PAID IN FULL APR 30 1948 | | 1447 | | 4 06 | | | | | | | | |
| 9 | | | | | | | | | | 9 | | | | | | | | | | | | | |
| 10 | | 16 | | | | 3 12 | 06 | | 3 18 | 10 | PAID IN FULL JUL 19 1948 | | 10644 | | 3 18 | | | | | | | | |
| 11 | | | | | | | | | | 11 | | | | | | | | | | | | | |
| 12 | | | | | | | | | | 12 | | | | | | | | | | | | | |
| 13 | | 637 | | | | 124 60 | 2 60 | | 127 20 | 13 | PAID IN FULL JUN 22 1948 | | 8385 | | 127 20 | | | | | | | | |
| 14 | | | | | | | | | | 14 | | | | | | | | | | | | | |
| 15 | | 8 | | | | 1 56 | 04 | | 1 60 | 15 | | | | | | | | | | | | 160 | 176 |
| 16 | | | | | | | | | | 16 | | | | | | | | | | | | | |
| 17 | | 75 | | | | 14 68 | 30 | | 14 98 | 17 | PAID IN FULL JUL 3 1948 | | 9784 | | 14 98 | | | | | | | | |
| 18 | | 120 | | | | 23 48 | 48 | | 23 96 | 18 | 1st Half Paid APR 21 1948 / 2nd Half Paid OCT 11 1948 | | 4568 / 11664 | | 11 98 | | 11 98 | | | | | | |
| 19 | | 246 | | | | 48 12 | 1 00 | | 49 12 | 19 | PAID IN FULL APR 2 1948 | | | | | | | | | | | | |
| 20 | | 16 | | | | 3 12 | 06 | | 3 18 | 20 | PAID IN FULL APR 2 1948 | | 1944 | | 3 18 | | | | | | | | |
| | | H 515 196 | | | a | 260 74 | | | 412 18 | | | | | | | | | | | | | | |
| | | 1118 422 | | | na | 144 90 | | | | | | | | | | | | | | | | | |
| | | 1333 618 | | | | 405 64 | 6 54 | | | | | | | | | | | | | | | | |

FORM 4 CD. HILLER-BAIR COMPANY, MINNEAPOLIS

| In Whose Name Assessed | To Whom Transferred | Description of Property: Subdivision | Sec. or Lot | Town or Block | Rng. | Number of Acres of Land (Acres) | (Hills) | No. School District | Indicate Applicable Homestead Exemption | Indicate Applicable Farm Exemption | True and Full Valuations: Land Exclusive of Structures and Improvements | Buildings and Other Structures | Machinery Permanently Attached to Real Estate | Total True and Full Value | Assessed Valuations: Rural: Homestead Up to $1,000 20% | Over $4,000 and Non-Homestead 33⅓% | All Other: Homestead Up to $4,000 25% | Over $4,000 and Non-Homestead 40% | Machinery Permanently Attached to Real Estate 33⅓% | Total Assessed Value | Total Assessed Value as Equalized by the Board of Review | Final Equalized Value |
|---|---|---|---|---|---|---|---|---|---|---|---|---|---|---|---|---|---|---|---|---|---|---|
| | | | | | | Dollars | | | | | Dollars | Dollars | Dollars | Dollars | Dollars | Dollars | Dollars | Dollars | Dollars | Dollars | Dollars | Dollars |
| L. E. Day | 1 | NE¼ of NE¼ | 9 | 140 | 28 | 40 | | Un | | | | | | | | | | | | | | |
| " | 2 | NW¼ of NE¼ | | | | 40 | | | | | | | | | | | | | | | | |
| E. O. Olson | 3 | SW¼ of NE¼ | | | | 40 | | | | | | | | | | | | | | | | |
| " | 4 | SE¼ of NE¼ | | | | 40 | | | | | | | | | | | | | | | | |
| | 5 | | | | | | | | | | | | | | | | | | | | | |
| " | 6 | NE¼ of NW¼ | | | | 40 | | | | | | | | | | | | | | | | |
| Cass Realty Co. | 7 | NW¼ of NW¼ | | | | 40 | | | | | | | | | | | | | | | | |
| Conservation Co. | 8 | SW¼ of NW¼ | | | | 40 | | | | | | | | | | | | | | | | |
| E. O. Olson | 9 | SE¼ of NW¼ | | | | 40 | | | | | | | | | | | | | | | | |
| | 10 | | | | | | | | | | | | | | | | | | | | | |
| " | 11 | NE¼ of SW¼ | | | | 40 | | | | | | | | | | | | | | | | |
| " | 12 | NW¼ of SW¼ | | | | 40 | | | | | | | | | | | | | | | | |
| " | 13 | SW¼ of SW¼ | | | | 40 | | | | | | | | | | | | | | | | |
| " | 14 | SE¼ of SW¼ | | | | 40 | | | | | | | | | | | | | | | | |
| | 15 | | | | | | | | | | | | | | | | | | | | | |
| " | 16 | NE¼ of SE¼ | | | | 40 | | | | | | | | | | | | | | | | |
| " | 17 | NW¼ of SE¼ | | | | 40 | | | | | | | | | | | | | | | | |
| " | 18 | SW¼ of SE¼ | | | | 40 | | | | | | | | | | | | | | | | |
| " | 19 | SE¼ of SE¼ | | | | 40 | | | | | | | | | | | | | | | | |
| | 20 | | | | | | | | | | | | | | | | | | | | | |
| | | | | | | 640 | | | | | | | | | | | | | | | | |

| Sold for Taxes | Valuations by School Districts as Equalized by Department of Taxation: District No. ..... Rate ..... Mills | District No. ..... Rate ..... Mills | District No. ..... Rate ..... Mills | District No. ..... Rate ..... Mills | District No. ..... Rate ..... Mills | Tax including State Homestead ..... Mills | State Tax on Non-Homestead 4.07 Mills | Special Taxes | Total Taxes | Paid | When Paid: Month | Day | Year | Number of Receipt | March Settlement 1948 | June Settlement 1948 | Penalty | November Settlement 1948 | Penalty | Collections to First Monday in January 1949 | Penalty | Delinquent on First Monday in January 1949 | Total Delinquent Tax and Penalty | Remarks |
|---|---|---|---|---|---|---|---|---|---|---|---|---|---|---|---|---|---|---|---|---|---|---|---|---|
| | Dollars | Dollars | Dollars | Dollars | Dollars | $ cts. | $ cts. | $ cts. | $ cts. | | | | | | $ cts. | $ cts. | $ cts. | $ cts. | $ cts. | $ cts. | $ cts. | $ cts. | | |
| SOLD FOR TAXES | H 43 | | | | | 8 42 | | | 8 42 | 1 PAID IN FULL | JUL | 12 | 1948 | 1014 | | 50 25 | | | | | | | | |
| SOLD FOR TAXES | H 214 | | | | | 41 86 | | | 41 86 | 2 PAID IN FULL | JUL | 12 | 1948 | | | | | | | | | | | |
| | 72 | | | | | 14 08 | 30 | | 14 38 | 3 PAID IN FULL | JUN | 16 | 1948 | | | | | | | | | | | |
| | 72 | | | | | 14 08 | 30 | | 14 38 | 4 PAID IN FULL | JUN | 16 | 1948 | 1894 | | 43 14 | | | | | | | | |
| | | | | | | | | | | 5 | | | | | | | | | | | | | | |
| | 72 | | | | | 14 08 | 30 | | 14 38 | 6 PAID IN FULL | JUN | 16 | 1948 | | | | | | | | | | | |
| | 72 | | | | | 14 08 | 30 | | 14 38 | 7 PAID IN FULL | JUN | 22 | 1948 | | | | | | | | | | | |
| | 72 | | | | | 14 08 | 30 | | 14 38 | 8 PAID IN FULL | JUN | 22 | 1948 | 1894 | | 28 76 | | | | | | | | |
| | 72 | | | | | 14 08 | 30 | | 14 38 | 9 PAID IN FULL | JUN | 16 | 1948 | 1894 | | 14 38 | | | | | | | | |
| | | | | | | | | | | 10 | | | | | | | | | | | | | | |
| | 72 | | | | | 14 08 | 30 | | 14 38 | 11 PAID IN FULL | JUN | 16 | 1948 | | | | | | | | | | | |
| | 72 | | | | | 14 08 | 30 | | 14 38 | 12 PAID IN FULL | JUN | 16 | 1948 | | | | | | | | | | | |
| | 72 | | | | | 14 08 | 30 | | 14 38 | 13 PAID IN FULL | JUN | 16 | 1948 | | | | | | | | | | | |
| | 72 | | | | | 14 08 | 30 | | 14 38 | 14 PAID IN FULL | JUN | 16 | 1948 | | | | | | | | | | | |
| | | | | | | | | | | 15 | | | | 1894 | | 115 04 | | | | | | | | |
| | 72 | | | | | 14 08 | 30 | | 14 38 | 16 PAID IN FULL | JUN | 16 | 1948 | | | | | | | | | | | |
| | 72 | | | | | 14 08 | 30 | | 14 38 | 17 PAID IN FULL | JUN | 16 | 1948 | | | | | | | | | | | |
| | 72 | | | | | 14 08 | 30 | | 14 38 | 18 PAID IN FULL | JUN | 16 | 1948 | | | | | | | | | | | |
| | 72 | | | | | 14 08 | 30 | | 14 38 | 19 PAID IN FULL | JUN | 16 | 1948 | | | | | | | | | | | |
| | | | | | | | | | | 20 | | | | | | | | | | | | | | |
| | H 357 | | | | | 247 40 | 4 20 | | 251 60 | | | | | | | | | | | | | | | |
| | 10 00 | | | | | | | | | | | | | | | | | | | | | | | |
| | 267 | | | | | 247 40 | 4 20 | | | | | | | | | | | | | | | | | |

Tabulation Plat
Chickamaw Addn
Little Bay Lake
Wabedo Springs
Town Point
Andrews Add

FORM A-C11 HILLER-DAVIS COMPANY, MINNEAPOLIS

# Assessment Roll and Tax List of Real Property in the Town of Wabedo, Cass County, Minnesota, for Taxes for the Year 1947.



| In Whose Name Assessed | To Whom Transferred | | Description of Property: Subdivision | Sec. or Lot | Town or Block | Rng. | Number of Acres of Land: Acres | 100ths | No. School District | Indicate Approximate Total Tax or No | Indicate Approximate Total Tax or No | True and Full Valuations: Land Exclusive of Structures and Improvements (Dollars) | Buildings and Other Structures (Dollars) | Machinery Permanently Attached to Real Estate (Dollars) | Total True and Full Value (Dollars) | Assessed Valuations: Rural: Homestead Up to $4,000 20% | Rural: Over $4,000 and Non-Homestead 33⅓% | All Other: Homestead Up to $4,000 25% | All Other: Over $4,000 and Non-Homestead 40% | All Other: Machinery Permanently Attached to Real Estate 33⅓% | Total Assessed Value | Total Assessed Value as Equalized by the Board of Review | Final Equalized Value (Dollars) |
|---|---|---|---|---|---|---|---|---|---|---|---|---|---|---|---|---|---|---|---|---|---|---|---|
| E. O. Olson | | 1 | NE¼ of NE¼ | 10 | 140 | 28 | 40 | | Un | | | | | | | | | | | | | | |
| " | | 2 | NW¼ of NE¼ | | | | 40 | | | | | | | | | | | | | | | | |
| " | | 3 | SW¼ of NE¼ | | | | 40 | | | | | | | | | | | | | | | | |
| " | | 4 | SE¼ of NE¼ | | | | 40 | | | | | | | | | | | | | | | | |
| | | 5 | | | | | | | | | | | | | | | | | | | | | |
| " | | 6 | NE¼ of NW¼ | | | | 40 | | | | | | | | | | | | | | | | |
| " | | 7 | NW¼ of NW¼ | | | | 40 | | | | | | | | | | | | | | | | |
| " | | 8 | SW¼ of NW¼ | | | | 40 | | | | | | | | | | | | | | | | |
| " | | 9 | SE¼ of NW¼ | | | | 40 | | | | | | | | | | | | | | | | |
| | | 10 | | | | | | | | | | | | | | | | | | | | | |
| " | | 11 | NE¼ of SW¼ | | | | 40 | | | | | | | | | | | | | | | | |
| " | | 12 | NW¼ of SW¼ | | | | 40 | | | | | | | | | | | | | | | | |
| " | | 13 | SW¼ of SW¼ | | | | 40 | | | | | | | | | | | | | | | | |
| " | | 14 | SE¼ of SW¼ | | | | 40 | | | | | | | | | | | | | | | | |
| | | 15 | | | | | | | | | | | | | | | | | | | | | |
| " | | 16 | ~~NE¼ of SE¼~~ Lot 1 | | | | 34 | 40 | | | | | | | | | | | | | | | |
| " | | 17 | ~~NW¼ of SE¼~~ " 2 | | | | 57 | 30 | | | | | | | | | | | | | | | |
| | | 18 | ~~SW¼ of SE¼~~ | | | | | | | | | | | | | | | | | | | | |
| | | 19 | SE¼ of SE¼ | | | | | | | | | | | | | | | | | | | | |
| | | 20 | | | | | | | | | | | | | | | | | | | | | |
| | | | | | | | 571 | 70 | | | | | | | | | | | | | | | |

Cass County, Minnesota, for Taxes for the Year 1947.

| | Sold for Taxes | Validations by School Districts as Equalized by Department of Taxation: District No. ..... Rate ..... Mills | District No. ..... Rate ..... Mills | District No. ..... Rate ..... Mills | District No. ..... Rate ..... Mills | District No. ..... Rate ..... Mills | Tax including State Homestead ..... Mills | State Tax on Non-Homestead 4.0 Mills | Special Taxes | Total Taxes | Paid | When Paid: Month | Day | Year | Number of Receipt | March Settlement 1948 | June Settlement 1948 | Penalty | November Settlement 1948 | Penalty | Collections to First Monday in January 1949 | Penalty | Delinquent on First Monday in January 1949 | Total Delinquent Tax and Penalty | Remarks |
|---|---|---|---|---|---|---|---|---|---|---|---|---|---|---|---|---|---|---|---|---|---|---|---|---|---|
| | | Dollars | Dollars | Dollars | Dollars | Dollars | $ cts. | $ cts. | $ cts. | $ cts. | | | | | | $ cts. | $ cts. | $ cts. | $ cts. | $ cts. | $ cts. | $ cts. | $ cts. | |
| | | | | | | | | | | | | | | | | | | | | | | | | | |
| 1 | | 53 | | | | | 10 36 | 22 | | 10 58 | PAID IN FULL | JUN | 16 | 1948 | | | | | | | | | | | |
| 2 | | 53 | | | | | 10 36 | 22 | | 10 58 | PAID IN FULL | JUN | 16 | 1948 | | | | | | | | | | | |
| 3 | | 53 | | | | | 10 36 | 22 | | 10 58 | PAID IN FULL | JUN | 16 | 1948 | | | | | | | | | | | |
| 4 | | 53 | | | | | 10 36 | 22 | | 10 58 | PAID IN FULL | JUN | 16 | 1948 | | | | | | | | | | | |
| 5 | | | | | | | | | | | | | | | | | | | | | | | | | |
| 6 | | 53 | | | | | 10 36 | 22 | | 10 58 | PAID IN FULL | JUN | 16 | 1948 | | | | | | | | | | | |
| 7 | | 53 | | | | | 10 36 | 22 | | 10 58 | PAID IN FULL | JUN | 16 | 1948 | | | | | | | | | | | |
| 8 | | 53 | | | | | 10 36 | 22 | | 10 58 | PAID IN FULL | JUN | 16 | 1948 | | | | | | | | | | | |
| 9 | | 53 | | | | | 10 36 | 22 | | 10 58 | PAID IN FULL | JUN | 16 | 1948 | | | | | | | | | | | |
| 10 | | | | | | | | | | | | | | | 1094 | | 18886 | | | | | | | | |
| 11 | | 53 | | | | | 10 36 | 22 | | 10 58 | PAID IN FULL | JUN | 16 | 1948 | | | | | | | | | | | |
| 12 | | 53 | | | | | 10 36 | 22 | | 10 58 | PAID IN FULL | JUN | 16 | 1948 | | | | | | | | | | | |
| 13 | | 53 | | | | | 10 36 | 22 | | 10 58 | PAID IN FULL | JUN | 16 | 1948 | | | | | | | | | | | |
| 14 | | 53 | | | | | 10 36 | 22 | | 10 58 | PAID IN FULL | JUN | 16 | 1948 | | | | | | | | | | | |
| 15 | | | | | | | | | | | | | | | | | | | | | | | | | |
| 16 | | 128 | | | | | 25 04 | 52 | | 25 56 | PAID IN FULL | JUN | 16 | 1948 | | | | | | | | | | | |
| 17 | | 182 | | | | | 35 60 | 74 | | 36 34 | PAID IN FULL | JUN | 16 | 1948 | | | | | | | | | | | |
| 18 | | | | | | | | | | | | | | | | | | | | | | | | | |
| 19 | | | | | | | | | | | | | | | | | | | | | | | | | |
| 20 | | | | | | | | | | | | | | | | | | | | | | | | | |
| | | 946 | | | | | 184 96 | 3 90 | | 188 86 | | | | | | | | | | | | | | | |
| | | | | | | | 155 06 | 3 86 | | | | | | | | | | | | | | | | | |

Assessment Roll and Tax List of Real Property in the Town of Wabedo,



FORM 4 C.D. MILLER-DAVIS COMPANY, MINNEAPOLIS

| | IN WHOSE NAME ASSESSED | TO WHOM TRANSFERED | DESCRIPTION OF PROPERTY: SUBDIVISION | Sec. or Lot | Town. or Block | Rng. | Number of Acres of Land: Acres | 100ths | No. School District | Infor. Homestead Tax or No | Infor. Agricultural Tax or No | TRUE AND FULL VALUATIONS: LAND Exclusive of Structures and Improvements | BUILDINGS and Other Structures | MACHINERY Permanently Attached to Real Estate | TOTAL True and Full Value | ASSESSED VALUATIONS: RURAL: Homestead Up to $4,000 20% | Over $4,000 and Non-Homestead 33⅓% | ALL OTHER: Homestead Up to $4,000 25% | Over $4,000 and Non-Homestead 40% | MACHINERY Permanently Attached to Real Estate 33⅓% | TOTAL ASSESSED VALUE | Total Assessed Value as Equalized by Board of Equalization and Review | FINAL EQUALIZED VALUE |
|---|---|---|---|---|---|---|---|---|---|---|---|---|---|---|---|---|---|---|---|---|---|---|---|
| | | | | | | | | | | | | Dollars | Dollars | Dollars | Dollars | Dollars | Dollars | Dollars | Dollars | Dollars | Dollars | Dollars | Dollars |
| | State of Minnesota | | 1 ~~NE¼ of NE¼~~ Lot 1 | 11 | 140 | 28 | | | Un | | | | | | | | | | | | | | |
| | | | 2 ~~NW¼ of NE¼~~ | | | | | | | | | | | | | | | | | | | | |
| | Joseph B. & Byrle E. Harris | | 3 ~~SW¼ of NE¼~~ " 4 | | | | 47 | | | | | | | | | | | | | | | | |
| | R. W. Fuller | | 4 ~~SE¼ of NE¼~~ " 2 less 1 ac. | | | | 32 | | | | | | | | | | | | | | | | |
| | A. E. & R. W. Schmaith | | 5 Part of Lot 2 between Lot 3 & Center, Pine Creek | | | | 1 | | | | | | | | | | | | | | | | |
| | Wayne H. Nissen | | 6 ~~NE¼ of NW¼~~ East 660' of Lot 5 | | | | 21 | | | | | | | | | | | | | | | | |
| | Joseph B. & Noemie Gaida | | 7 NW¼ of NW¼ (E. 660' of it 6 less W. 33') | | | | 41 | 52 | | | | | | | | | | | | | | | |
| | Gifford R. Crosbrey | | 8 ~~SW¼ of NW¼~~ 716, except N 1320' of Lot 5 | | | | | | | | | | | | | | | | | | | | |
| | | | 9 SE¼ of NW¼ | | | | | | | | | | | | | | | | | | | | |
| | E. O. Olson | | 10 W 1220' of Lot 6 | | | | 36 | 02 | | | | | | | | | | | | | | | |
| | | | 11 NE¼ of SW¼ | | | | | | | | | | | | | | | | | | | | |
| | | | 12 NW¼ of SW¼ | | | | | | | | | | | | | | | | | | | | |
| | | | 13 SW¼ of SW¼ | | | | | | | | | | | | | | | | | | | | |
| | | | 14 SE¼ of SW¼ | | | | | | | | | | | | | | | | | | | | |
| | George H. Goodell | | 15 Easterly 220' of Westerly 660' of Lot 5 | | | | 960 | | | | | | | | | | | | | | | | |
| | A. E. & R. W. Schmaith | | 16 ~~NE¼ of SE¼~~ Lot 3 | | | | 13 | | | | | | | | | | | | | | | | |
| | | | 17 NW¼ of SE¼ | | | | | | | | | | | | | | | | | | | | |
| | | | 18 SW¼ of SE¼ | | | | | | | | | | | | | | | | | | | | |
| | Mrs. Wilma Larrabee | | 19 ~~SE¼ of SE¼~~ " 7 | | | | 2 | | | | | | | | | | | | | | | | |
| | Hazel Balding | | 20 Westerly 440' of Lot 5 | | | | 20 | 65 | | | | | | | | | | | | | | | |
| | | | | | | | 22380 | | | | | | | | | | | | | | | | |

VALUATIONS BY SCHOOL DISTRICTS AS EQUALIZED BY DEPARTMENT OF TAXATION

| | SOLD FOR TAXES | District No. ..... Rate ..... Mills | District No. ..... Rate ..... Mills | District No. ..... Rate ..... Mills | District No. ..... Rate ..... Mills | District No. ..... Rate ..... Mills | Tax including State Homestead ..... Mills | State Tax on Non-Homestead 4.7 Mills | SPECIAL TAXES | TOTAL TAXES | PAID | WHEN PAID Month Day Year | Number of Receipt | March Settlement 1948 | June Settlement 1948 | Penalty | November Settlement 1948 | Penalty | Collections to First Monday in January 1949 | Penalty | Delinquent on First Monday in January 1949 | Total Delinquent Tax and Penalty | REMARKS |
|---|---|---|---|---|---|---|---|---|---|---|---|---|---|---|---|---|---|---|---|---|---|---|---|
| | | Dollars | Dollars | Dollars | Dollars | Dollars | $ cts. | $ cts. | $ cts. | $ cts. | | | | $ cts. | $ cts. | $ cts. | $ cts. | $ cts. | $ cts. | $ cts. | $ cts. | $ cts. | |
| 1 | | | | | | | | | | | | | | | | | | | | | | | |
| 2 | | | | | | | | | | | | | | | | | | | | | | | |
| 3 | | | H 1947 / M 1500 | | | | 72 46 | 62 | | 73 08 | 2nd Half Paid / 1st Half Paid | SEP 25 1948 / MAY 28 1948 | 6535 / 6111 | | 36 64 | | 36 65 | | | | | | |
| 4 | | 268 | | | | | 52 42 | 110 | | 53 52 | 2nd Half Paid / 1st Half Paid | OCT 1 1948 / JUN 4 1948 | 6688 / 6688 | | 26 76 | | 26 76 | | | | | | |
| 5 | | 8 | | | | | 1 56 | 04 | | 1 60 | PAID IN FULL | JUN 10 1948 | 7359 | | 1 60 | | | | | | | | |
| 6 | ~~SOLD FOR TAXES~~ | 84 | | | | | 16 44 | 34 | | 16 78 | PAID IN FULL | MAR 24 1948 | 4041 | | 16 78 | | | | | | | | |
| 7 | | 177 | | | | | 33 64 | 70 | | 34 34 | PAID IN FULL | JAN - 7 1948 | 24 | 34 34 | | | | | | | | | |
| 8 | | | | | | | | | | | | | | | | | | | | | | | |
| 9 | | | | | | | | | | | | | | | | | | | | | | | |
| 10 | | 144 | | | | | 28 16 | 58 | | 28 74 | PAID IN FULL | JUN 16 1948 | 7894 | | 28 74 | | | | | | | | |
| 11 | | | | | | | | | | | | | | | | | | | | | | | |
| 12 | | | | | | | | | | | | | | | | | | | | | | | |
| 13 | | | | | | | | | | | | | | | | | | | | | | | |
| 14 | | | | | | | | | | | | | | | | | | | | | | | |
| 15 | | 40 | | | | | 7 82 | 16 | | 7 98 | PAID IN FULL | JUN 15 1948 | 7674 | | 7 98 | | | | | | | | |
| 16 | | 122 | | | | | 23 86 | 50 | | 24 36 | PAID IN FULL | JUN 10 1948 | 7359 | | 24 36 | | | | | | | | |
| 17 | | | | | | | | | | | | | | | | | | | | | | | |
| 18 | | | | | | | | | | | | | | | | | | | | | | | |
| 19 | | 76 | | | | | 14 86 | 30 | | 15 16 | PAID IN FULL | MAR 3 - 1948 | 2446 | 15 16 | | | | | | | | | |
| 20 | | 144 | | | | | 28 16 | 58 | | 28 74 | PAID IN FULL | MAR 12 1948 | 3129 | 28 74 | | | | | | | | | |
| | | H 1063 / 1058 | 194 / 150 | | 206.40 / 74 | Q | 206 71 / 7946 | | | 28430 | | | | | | | | | | | | | |
| | | | 344 = 1407 | | | | 279 38 | 4 92 | | | | | | | | | | | | | | | |

Assessment Roll and Tax List of Real Property in the Town of Wabedo, Cass County, Minnesota, for Taxes for the Year 1947.



Form 4 CD HILLER-DAVIS COMPANY, MINNEAPOLIS

| In Whose Name Assessed | To Whom Transferred | Description of Property: Subdivision | Sec. or Lot | Town or Block | Rng. | Number of Acres of Land: Acres | Hills | Sch. School District | Inds. Homestead Tax or No. | Inds. Non-Homestead Tax or No. | True and Full Valuations: Land Exclusive of Structures and Improvements (Dollars) | Buildings and Other Structures (Dollars) | Machinery Permanently Attached to Real Estate (Dollars) | Total True and Full Value (Dollars) | Assessed Valuations: Rural: Homestead Up to $4,000 20% (Dollars) | Rural: Over $4,000 and Non-Homestead 33⅓% (Dollars) | All Other: Homestead Up to $4,000 25% (Dollars) | All Other: Over $4,000 and Non-Homestead 40% (Dollars) | Machinery Permanently Attached to Real Estate 33⅓% (Dollars) | Total Assessed Value (Dollars) | Total Assessed Value as Equalized by the Board of Review (Dollars) | Final Equalized Value (Dollars) |
|---|---|---|---|---|---|---|---|---|---|---|---|---|---|---|---|---|---|---|---|---|---|---|
| Fred J. & Jeanne E. Boller | | 1 ~~NE¼ of NE¼~~ } Lot 2 | 12 | 140 | 28 | 56 | 50 | Un | | | | | | | | | | | | | | |
| | | 2 ~~NW¼ of NE¼~~ } | | | | | | | | | | | | | | | | | | | | |
| | | 3 SW¼ of NE¼ | | | | | | | | | | | | | | | | | | | | |
| John C. Ford | | 4 ~~SE¼ of NE¼~~ " 1 | | | | 40 | 57 | | | | | | | | | | | | | | | |
| | | 5 | | | | | | | | | | | | | | | | | | | | |
| Ole O. & Clara E. Tollefsrud | | 6 ~~NE¼ of NW¼~~ " 3 | | | | 61 | 50 | | | | | | | | | | | | | | | |
| " " | | 7 ~~NW¼ of NW¼~~ } " 4 | | | | 42 | 25 | | | | | | | | | | | | | | | |
| | | 8 ~~SW¼ of NW¼~~ } | | | | | | | | | | | | | | | | | | | | |
| | | 9 SE¼ of NW¼ | | | | | | | | | | | | | | | | | | | | |
| | | 10 | | | | | | | | | | | | | | | | | | | | |
| State of Minnesota | | 11 NE¼ of SW¼ | | | | | | | | | | | | | | | | | | | | |
| Dr. F. J. Boller | | 12 ~~NW¼ of SW¼~~ " 5 | | | | 33 | 50 | | | | | | | | | | | | | | | |
| Margaret A. Pratt | | 13 ~~SW¼ of SW¼~~ " 6 | | | | 33 | 50 | | | | | | | | | | | | | | | |
| State of Minnesota | | 14 SE¼ of SW¼ | | | | | | | | | | | | | | | | | | | | |
| | | 15 | | | | | | | | | | | | | | | | | | | | |
| State of Minnesota | | 16 ~~NE¼ of SE¼~~ " 7 | | | | | | | | | | | | | | | | | | | | |
| State of Minnesota | | 17 NW¼ of SE¼ | | | | | | | | | | | | | | | | | | | | |
| State of Minnesota | | 18 SW¼ of SE¼ | | | | | | | | | | | | | | | | | | | | |
| | | 19 SE¼ of SE¼ | | | | | | | | | | | | | | | | | | | | |
| | | 20 | | | | | | | | | | | | | | | | | | | | |
| | | | | | | 267 | 82 | | | | | | | | | | | | | | | |

Valuations by School Districts as Equalized by Department of Taxation: District No. ..... Rate ..... Mills; District No. Agnes Lake Rate 105 Mills; District No. Health Nelson Rate 21.4 Mills; District No. ..... Rate ..... Mills; District No. ..... Rate ..... Mills; District No. ..... Rate ..... Mills (Dollars)

| | Sold for Taxes | Tax including State Homestead ..... Mills ($ cts.) | State Tax on Non-Homestead 4.7 Mills ($ cts.) | Special Taxes ($ cts.) | Total Taxes ($ cts.) | | Paid | When Paid (Month Day Year) | Number of Receipt | March Settlement 1945 ($ cts.) | June Settlement 1948 ($ cts.) | Penalty ($ cts.) | November Settlement 1948 ($ cts.) | Penalty ($ cts.) | Collections to First Monday in January 1949 ($ cts.) | Penalty ($ cts.) | Delinquent on First Monday in January 1949 ($ cts.) | Total Delinquent Tax and Penalty ($ cts.) | Remarks |
|---|---|---|---|---|---|---|---|---|---|---|---|---|---|---|---|---|---|---|---|
| 1 | 105 | 20 54 | 47 | | 20 76 | 1 | PAID IN FULL | MAY 28 1948 | 6471 | | 20 76 | | | | | | | | |
| 2 | | | | | | 2 | | | | | | | | | | | | | |
| 3 | | | | | | 3 | | | | | | | | | | | | | |
| 4 | 77 | 14 08 | 30 | | 14 38 | 4 | PAID IN FULL | APR 28 1948 | 4661 | | 14 38 | | | | | | | | |
| 5 | | | | | | 5 | | | | | | | | | | | | | |
| 6 | 160 | 31 30 | 66 | | 31 96 | 6 | PAID IN FULL | OCT 25 1948 | 6278 | | | | 5214 | 1.82 | | | | | |
| 7 | 101 | 19 76 | 42 | | 20 18 | 7 | PAID IN FULL | OCT 25 1948 | | | | | | | | | | | |
| 8 | | | | | | 8 | | | | | | | | | | | | | |
| 9 | | | | | | 9 | | | | | | | | | | | | | |
| 10 | | | | | | 10 | | | | | | | | | | | | | |
| 11 | | | | | | 11 | | | | | | | | | | | | | |
| 12 | n.a. ~~365~~ 364 Abate #3686 | 63 40 / 76 88 | 82 / 145 | | 64 22 / 78 34 | 12 | PAID IN FULL | MAY 28 1948 | 6471 | | 64 22 | | | | | | 25 10 | | 14.14 Abated |
| 13 SOLD FOR TAXES | 130 | 25 44 | 52 | | 25 96 | 13 | | | | | | | | | | | | | |
| 14 | | | | | | 14 | | | | | | | | | | | | | |
| 15 | | | | | | 15 | | | | | | | | | | | | | |
| 16 | | | | | | 16 | | | | | | | | | | | | | |
| 17 | | | | | | 17 | | | | | | | | | | | | | |
| 18 | | | | | | 18 | | | | | | | | | | | | | |
| 19 | | | | | | 19 | | | | | | | | | | | | | |
| 20 | | | | | | 20 | | | | | | | | | | | | | |
| | 568 365 933 | n.a. 111 12 / 76 88 / 188 00 | 380 | | 191 80 | | | | | | | | | | | | | | |

Form 4 CD WILD-BATE COMPANY, MINNEAPOLIS

# Assessment Roll and Tax List of Real Property in the Town of Wabedo, Cass County, Minnesota, for Taxes for the Year 1947.



| | In Whose Name Assessed | To Whom Transferred | Description of Property: Subdivision | Sec. or Lot | Town. or Block | Rng. | Number of Acres of Land: Acres | Number of Acres of Land: 100ths | No. School District | Inferior Homestead Yes or No | Inferior Agricultural Yes or No | True and Full Valuations: Land Exclusive of Structures and Improvements (Dollars) | Buildings and Other Structures (Dollars) | Machinery Permanently Attached to Real Estate (Dollars) | Total True and Full Value (Dollars) | Assessed Valuations: Rural: Homestead Up to $4,000 20% (Dollars) | Rural: Over $4,000 and Non-Homestead 33⅓% (Dollars) | All Other: Homestead Up to $4,000 25% (Dollars) | All Other: Over $4,000 and Non-Homestead 40% (Dollars) | Machinery Permanently Attached to Real Estate 33⅓% (Dollars) | Total Assessed Value (Dollars) | Total Assessed Value Equalized by the Board of Review (Dollars) | Final Equalized Value (Dollars) |
|---|---|---|---|---|---|---|---|---|---|---|---|---|---|---|---|---|---|---|---|---|---|---|---|
| 1 | State of Minnesota | | ~~NE¼ of NE¼~~ Lot 1 | 13 | 140 | 28 | | | Unorg | | | | | | | | | | | | | | |
| 2 | State of Minnesota | | NW¼ of NE¼ | | | | | | | | | | | | | | | | | | | | |
| 3 | State of Minnesota | | ~~SW¼ of NE¼~~ .. 2 | | | | | | | | | | | | | | | | | | | | |
| 4 | | | SE¼ of NE¼ | | | | | | | | | | | | | | | | | | | | |
| 5 | | | | | | | | | | | | | | | | | | | | | | | |
| 6 | State of Minnesota | | NE¼ of NW¼ | | | | | | | | | | | | | | | | | | | | |
| 7 | State of Minnesota | | NW¼ of NW¼ | | | | | | | | | | | | | | | | | | | | |
| 8 | State of Minnesota | | SW¼ of NW¼ | | | | | | | | | | | | | | | | | | | | |
| 9 | State of Minnesota | | SE¼ of NW¼ | | | | | | | | | | | | | | | | | | | | |
| 10 | | | | | | | | | | | | | | | | | | | | | | | |
| 11 | Faye Snook | | ~~NE¼ of SW¼~~ .. 3 | | | | 21 | | | | | | | | | | | | | | | | |
| 12 | Fritz N. Carlson | | ~~NW¼ of SW¼~~ .. 4 | | | | 36 | 40 | | | | | | | | | | | | | | | |
| 13 | Faye Snook | | ~~SW¼ of SW¼~~ .. 5 | | | | 46 | 50 | | | | | | | | | | | | | | | |
| 14 | | | SE¼ of SW¼ | | | | | | | | | | | | | | | | | | | | |
| 15 | | | | | | | | | | | | | | | | | | | | | | | |
| 16 | State of Minnesota | | ~~NE¼ of SE¼~~ .. 7 | | | | | | | | | | | | | | | | | | | | |
| 17 | | | NW¼ of SE¼ | | | | | | | | | | | | | | | | | | | | |
| 18 | | | SW¼ of SE¼ | | | | | | | | | | | | | | | | | | | | |
| 19 | State of Minnesota | | ~~SE¼ of SE¼~~ .. 6 | | | | | | | | | | | | | | | | | | | | |
| 20 | | | | | | | 103 | 90 | | | | | | | | | | | | | | | |

| | Sold for Taxes | Valuations by School Districts as Equalized by Department of Taxation: District No. ..... Rate ..... Mills (Dollars) | District No. 1 Rate 32 Mills (Dollars) | District No. ..... Rate ..... Mills (Dollars) | District No. ..... Rate ..... Mills (Dollars) | District No. ..... Rate ..... Mills (Dollars) | District No. ..... Rate ..... Mills (Dollars) | Tax including State Homestead ..... Mills ($ cts.) | State Tax on Non-Homestead 4.7 Mills ($ cts.) | Special Taxes ($ cts.) | Total Taxes ($ cts.) | Paid | When Paid: Month | Day | Year | Number of Receipt | March Settlement 1948 ($ cts.) | June Settlement 1948 ($ cts.) | Penalty ($ cts.) | November Settlement 1948 ($ cts.) | Penalty ($ cts.) | Collections to First Monday in January 1949 ($ cts.) | Penalty ($ cts.) | Delinquent on First Monday in January 1949 ($ cts.) | Total Delinquent Tax and Penalty ($ cts.) | Remarks |
|---|---|---|---|---|---|---|---|---|---|---|---|---|---|---|---|---|---|---|---|---|---|---|---|---|---|---|
| 1 | | | | | | | | | | | | 1 | | | | | | | | | | | | | | |
| 2 | | | | | | | | | | | | 2 | | | | | | | | | | | | | | |
| 3 | | | | | | | | | | | | 3 | | | | | | | | | | | | | | |
| 4 | | | | | | | | | | | | 4 | | | | | | | | | | | | | | |
| 5 | | | | | | | | | | | | 5 | | | | | | | | | | | | | | |
| 6 | | | | | | | | | | | | 6 | | | | | | | | | | | | | | |
| 7 | | | | | | | | | | | | 7 | | | | | | | | | | | | | | |
| 8 | | | | | | | | | | | | 8 | | | | | | | | | | | | | | |
| 9 | | | | | | | | | | | | 9 | | | | | | | | | | | | | | |
| 10 | | | | | | | | | | | | 10 | | | | | | | | | | | | | | |
| 11 | | 78 | | | | | | 15 26 | 32 | | 15 58 | 11 | 2nd Half Paid | OCT 11 | 1948 | 1166 | | 7 79 | | 7 79 | | | | | | |
| 12 | SOLD FOR TAXES | 208 | | | | | | 40 68 | 84 | | 41 52 | 12 | 1st Half Paid / 2nd Half Paid | MAY 28 / NOV 19 | 1948 / 1948 | 6113 / 5944 | | 20 76 | | | | 20 76 | | | | Replaced, Missed before Vol. 1. |
| 13 | | 171 | | | | | | 33 46 | 70 | | 34 16 | 13 | 2nd Half Paid / 1st Half Paid | MAY 28 / OCT 11 | 1948 / 1948 | 6113 / 1166 | | 17 08 | | 17 08 | | | | | | |
| 14 | | | | | | | | | | | | 14 | | | | | | | | | | | | | | |
| 15 | | | | | | | | | | | | 15 | | | | | | | | | | | | | | |
| 16 | | | | | | | | | | | | 16 | | | | | | | | | | | | | | |
| 17 | | | | | | | | | | | | 17 | | | | | | | | | | | | | | |
| 18 | | | | | | | | | | | | 18 | | | | | | | | | | | | | | |
| 19 | | | | | | | | | | | | 19 | | | | | | | | | | | | | | |
| 20 | | | | | | | | | | | | 20 | | | | | | | | | | | | | | |
| | | 457 | | | | | | 89 40 | 186 | | 91 26 | | | | | | | | | | | | | | | |

Assessment Roll and Tax List of Real Property in the Town of Wabedo, Cass County, Minnesota, for Taxes for the Year 1947.



Form 4 CD Miller-Davis Company, Minneapolis

| | IN WHOSE NAME ASSESSED | TO WHOM TRANSFERRED | DESCRIPTION OF PROPERTY: SUBDIVISION | Sec. or Lot | Town. or Block | Rng. | Number of Acres of Land: Acres | 100ths | No. School District | Indicate Agricultural Land Yes or No | Indicate Agricultural Land Yes or No | TRUE AND FULL VALUATIONS: LAND Exclusive of Structures and Improvements | BUILDINGS and Other Structures | MACHINERY Permanently Attached to Real Estate | TOTAL True and Full Value | ASSESSED VALUATIONS: RURAL: Homestead Up to $4,000 20% | Over $4,000 and Non-Homestead 33⅓% | ALL OTHER: Homestead Up to $4,000 25% | Over $4,000 and Non-Homestead 40% | MACHINERY Permanently Attached to Real Estate 33⅓% | TOTAL ASSESSED VALUE | Total Assessed Value as Equalized by the Board of Review | FINAL EQUALIZED VALUE |
|---|---|---|---|---|---|---|---|---|---|---|---|---|---|---|---|---|---|---|---|---|---|---|---|
| | | | | | | | Acres | 100ths | | | | Dollars | Dollars | Dollars | Dollars | Dollars | Dollars | Dollars | Dollars | Dollars | Dollars | Dollars | Dollars |
| 1 | Esther M. Glisar | | ~~NE¼ of NE¼~~ Lot 1 | 14 | 140 | 28 | 21 | | Un | | | | | | | | | | | | | | |
| 2 | | | NW¼ of NE¼ | | | | | | | | | | | | | | | | | | | | |
| 3 | | | SW¼ of NE¼ | | | | | | | | | | | | | | | | | | | | |
| 4 | Jean E. Boller | | ~~SE¼ of NE¼~~ " 2 | | | | 36 | 25 | | | | | | | | | | | | | | | |
| 5 | | | | | | | | | | | | | | | | | | | | | | | |
| 6 | | | NE¼ of NW¼ | | | | | | | | | | | | | | | | | | | | |
| 7 | | | NW¼ of NW¼ | | | | | | | | | | | | | | | | | | | | |
| 8 | | | SW¼ of NW¼ | | | | | | | | | | | | | | | | | | | | |
| 9 | | | SE¼ of NW¼ | | | | | | | | | | | | | | | | | | | | |
| 10 | | | | | | | | | | | | | | | | | | | | | | | |
| 11 | | | NE¼ of SW¼ | | | | | | | | | | | | | | | | | | | | |
| 12 | | | NW¼ of SW¼ | | | | | | | | | | | | | | | | | | | | |
| 13 | | | SW¼ of SW¼ | | | | | | | | | | | | | | | | | | | | |
| 14 | | | SE¼ of SW¼ | | | | | | | | | | | | | | | | | | | | |
| 15 | | | | | | | | | | | | | | | | | | | | | | | |
| 16 | Henry Pearson | | ~~NE¼ of SE¼~~ " 3 | | | | 14 | 25 | | | | | | | | | | | | | | | |
| 17 | | | NW¼ of SE¼ | | | | | | | | | | | | | | | | | | | | |
| 18 | Reuben W. & Ethel E. Balstad '48, & Gertrude & Leo J. Walsh '48 & Hazel L. & Wm. R. Sell '48 and Irene Hall | | ~~SW¼ of SE¼~~ " 4 | | | | 23 | 25 | | | | | | | | | | | | | | | |
| 19 | | | SE¼ of SE¼ | | | | | | | | | | | | | | | | | | | | |
| 20 | | | | | | | | | | | | | | | | | | | | | | | |
| | | | | | | | 94 | 75 | | | | | | | | | | | | | | | |

VALUATIONS BY SCHOOL DISTRICTS AS EQUALIZED BY DEPARTMENT OF TAXATION

| | SOLD FOR TAXES | District No. ..... Rate ..... Mills | District No. ..... Rate ..... Mills | District No. ..... Rate ..... Mills | District No. ..... Rate ..... Mills | District No. ..... Rate ..... Mills | District No. ..... Rate ..... Mills | Tax including State Homestead ..... Mills | State Tax on Non-Homestead 40 Mills | SPECIAL TAXES | TOTAL TAXES | PAID | WHEN PAID (Month Day Year) | Number of Receipt | March Settlement 1948 | June Settlement 1948 | Penalty | November Settlement 1948 | Penalty | Collections to First Monday in January 1949 | Penalty | Delinquent on First Monday in January 1949 | Total Delinquent Tax and Penalty | REMARKS |
|---|---|---|---|---|---|---|---|---|---|---|---|---|---|---|---|---|---|---|---|---|---|---|---|---|
| | | Dollars | Dollars | Dollars | Dollars | Dollars | Dollars | $ cts. | $ cts. | $ cts. | $ cts. | | | | $ cts. | $ cts. | $ cts. | $ cts. | $ cts. | $ cts. | $ cts. | $ cts. | $ cts. | |
| 1 | | 67 | | | | | | 13 10 | 28 | | 13 38 | | | | | | | | | | | 13 38 | | |
| 2 | | | | | | | | | | | | | | | | | | | | | | | | |
| 3 | | | | | | | | | | | | | | | | | | | | | | | | |
| 4 | | 115 | | | | | | 22 50 | 46 | | 22 96 | PAID IN FULL | MAY 28 1948 | 6841 | | 22 96 | | | | | | | | |
| 5 | | | | | | | | | | | | | | | | | | | | | | | | |
| 6 | | | | | | | | | | | | | | | | | | | | | | | | |
| 7 | | | | | | | | | | | | | | | | | | | | | | | | |
| 8 | | | | | | | | | | | | | | | | | | | | | | | | |
| 9 | | | | | | | | | | | | | | | | | | | | | | | | |
| 10 | | | | | | | | | | | | | | | | | | | | | | | | |
| 11 | | | | | | | | | | | | | | | | | | | | | | | | |
| 12 | | | | | | | | | | | | | | | | | | | | | | | | |
| 13 | | | | | | | | | | | | | | | | | | | | | | | | |
| 14 | | | | | | | | | | | | | | | | | | | | | | | | |
| 15 | | | | | | | | | | | | | | | | | | | | | | | | |
| 16 | | 4 39 | | | | | | 7 62 | | | 7 62 | | | | | | | | | | | 7 62 | | |
| 17 | | | | | | | | | | | | | | | | | | | | | | | | |
| 18 | | 171 | | | | | | 33 46 | 70 | | 34 16 | PAID IN FULL | JUN 8 1948 | 6858 | | 34 16 | | | | | | | | |
| 19 | | | | | | | | | | | | | | | | | | | | | | | | |
| 20 | | | | | | | | | | | | | | | | | | | | | | | | |
| | | 4 58 | | | | | | 76 68 | 1 44 | | 78 12 | | | | | | | | | | | | | |
| | | 5 72 | | | | | | 76 68 | 1 44 | | | | | | | | | | | | | | | |

Assessment Roll and Tax List of Real Property in the Town of Wabedo, Cass County, Minnesota, for Taxes for the Year 1947.



Form 4 CD MILLER-DAVIS COMPANY, MINNEAPOLIS

| In Whose Name Assessed | To Whom Transferred | Description of Property: Subdivision | Sec. or Lot | Town or Block | Rng. | Number of Acres of Land: Acres | 100ths | No. School District | Independent Consol. Tri or No | Independent Agr. Consol. Tri or No | True and Full Valuations: Land Exclusive of Structures and Improvements (Dollars) | Buildings and Other Structures (Dollars) | Machinery Permanently Attached to Real Estate (Dollars) | Total True and Full Value (Dollars) | Assessed Valuations: Rural: Homestead Up to $4,000 20% (Dollars) | Rural: Over $4,000 and Non-Homestead 33⅓% (Dollars) | All Other: Homestead Up to $4,000 25% (Dollars) | All Other: Over $4,000 and Non-Homestead 40% (Dollars) | Machinery Permanently Attached to Real Estate 33⅓% (Dollars) | Total Assessed Value (Dollars) | Total Assessed Value as Equalized by the Board of Review (Dollars) | Final Equalized Value (Dollars) | Remarks |
|---|---|---|---|---|---|---|---|---|---|---|---|---|---|---|---|---|---|---|---|---|---|---|---|
| | | 1 NE¼ of NE¼ | 15 | 140 | 28 | | | Un | | | | | | | | | | | | | | | |
| | | 2 NW¼ of NE¼ | | | | | | | | | | | | | | | | | | | | | |
| John S. & Elizabeth Gaines | | 3 ~~SW¼ of NE¼~~ Lot 2 | | | | 25 | 72 | | | | | | | | | | | | | | Abate. # 3410 | | |
| | | 4 SE¼ of NE¼ | | | | | | | | | | | | | | | | | | | | | |
| John S. & Elizabeth Gaines | | 5 Lot 1 Spring Lg Ol K. #28 | | | | | 4.25 | | | | | | | | | | | | | | | | |
| E. O. Olson | | 6 ~~NE¼ of NW¼~~ " 1 Spring Lg Ol K. #28 | | | | | 53.75 | | | | | | | | | | | | | | | | |
| " | | 7 NW¼ of NW¼ | | | | | 40 | | | | | | | | | | | | | | | | |
| " | | 8 SW¼ of NW¼ | | | | | 40 | | | | | | | | | | | | | | | | |
| " | | 9 SE¼ of NW¼ | | | | | 40 | | | | | | | | | | | | | | | | |
| | | 10 | | | | | | | | | | | | | | | | | | | | | |
| Ferd G. & Lucie M. Diesch | | 11 NE¼ of SW¼ | | | | | 40 | | | | | | | | | | | | | | | | |
| " | " | 12 NW¼ of SW¼ | | | | | 40 | | | | | | | | | | | | | | | | |
| " | " | 13 SW¼ of SW¼ | | | | | 40 | | | | | | | | | | | | | | | | |
| " | " | 14 ~~SE¼ of SW¼~~ " 4 | | | | | 28.95 | | | | | | | | | | | | | | | | |
| | | 15 | | | | | | | | | | | | | | | | | | | | | |
| | | 16 NE¼ of SE¼ | | | | | | | | | | | | | | | | | | | | | |
| E. O. Olson | | 17 ~~NW¼ of SE¼~~ " 3 | | | | | 24 | | | | | | | | | | | | | | | | |
| | | 18 SW¼ of SE¼ | | | | | | | | | | | | | | | | | | | | | |
| | | 19 SE¼ of SE¼ | | | | | | | | | | | | | | | | | | | | | |
| | | 20 | | | | | | | | | | | | | | | | | | | | | |
| | | | | | | | 872.42 | | | | | | | | | | | | | | | | |

Valuations by School Districts as Equalized by Department of Taxation: District No. 2 (Cass Co.) Rate 12.8 Mills; District No. ..... Rate ..... Mills; District No. ..... Rate ..... Mills; District No. ..... Rate ..... Mills; District No. ..... Rate ..... Mills

| | Sold for Taxes: District No. / Rate / Dollars | Dollars | Dollars | Dollars | Dollars | Dollars | Tax including State Homestead ..... Mills $ cts. | State Tax on Non-Homestead 4.7 Mills $ cts. | Special Taxes $ cts. | Total Taxes $ cts. | | Paid | When Paid: Month Day Year | Number of Receipt | March Settlement 1948 $ cts. | June Settlement 1948 $ cts. | Penalty $ cts. | November Settlement 1948 $ cts. | Penalty $ cts. | Collections to First Monday in January 1949 $ cts. | Penalty $ cts. | Delinquent on First Monday in January 1949 $ cts. | Total Delinquent Tax and Penalty $ cts. | Remarks |
|---|---|---|---|---|---|---|---|---|---|---|---|---|---|---|---|---|---|---|---|---|---|---|---|---|
| 1 | | | | | | | | | | | 1 | | | | | | | | | | | | | |
| 2 | | | | | | | | | | | 2 | 2nd Half Paid | OCT 30 1947 | 13367 | | | | 27.81 | | | | | | |
| 3 | | | 2.59 | | | | 54.56 | 1.06 | | 55.62 | 3 | 1st Half Paid | JUL 23 1948 | 12899 | | | | 27.81 | .83 | | | | | |
| 4 | | | | | | | | | | | 4 | | | | | | | | | | | | | |
| 5 | | | | | | | Tax included on line 6 | | | | 5 | | | | | | | | | | | | | |
| 6 | | 1.43 | | | | | 27.98 | .58 | | 28.56 | 6 | PAID IN FULL | JUN 16 1948 | 7894 | | 60.35 | | | | | | | | |
| 7 | | .53 | | | | | 10.36 | .22 | | 10.58 | 7 | PAID IN FULL | JUN 16 1948 | | | | | | | | | | | |
| 8 | | .53 | | | | | 10.36 | .22 | | 10.58 | 8 | PAID IN FULL | JUN 16 1948 | | | | | | | | | | | |
| 9 | | .53 | | | | | 10.36 | .22 | | 10.58 | 9 | PAID IN FULL | JUN 16 1948 | | | | | | | | | | | |
| 10 | | | | | | | | | | | 10 | | | | | | | | | | | | | |
| 11 | | 4.55 | | | | | 10.76 | | | 10.76 | 11 | 2nd Half Paid / 1st Half Paid | NOV 19 1947 / JUL 12 1948 | | | | | | | | | | | |
| 12 | | 4.32 | | | | | 6.26 | | | 6.26 | 12 | 2nd Half Paid / 1st Half Paid | NOV 19 1947 / JUL 12 1948 | 2844 | | | | | | | | | | |
| 13 | | 4.32 | | | | | 6.26 | | | 6.26 | 13 | 2nd Half Paid / 1st Half Paid | NOV 19 1947 / JUL 12 1948 | 10121 | | 16.04 | | | | | | 16.04 | 1.28 | |
| 14 | | 4.45 | | | | | 8.86 | | | 8.86 | 14 | 2nd Half Paid / 1st Half Paid | NOV 19 1947 / JUL 12 1948 | | | | | | | | | | | |
| 15 | | | | | | | | | | | 15 | | | | | | | | | | | | | |
| 16 | | | | | | | | | | | 16 | | | | | | | | | | | | | |
| 17 | | .77 | | | | | 15.06 | .32 | | 15.38 | 17 | PAID IN FULL | JUN 16 1948 | 7894 | | 15.38 | | | | | | | | |
| 18 | | | | | | | | | | | 18 | | | | | | | | | | | | | |
| 19 | | | | | | | | | | | 19 | | | | | | | | | | | | | |
| 20 | | | | | | | | | | | 20 | | | | | | | | | | | | | |
| | 4.164 / 3.72 / 5.43 | | 2.59 / 5.07 / 8.02 | | | 7.62 | 106.60 / 84.52 / 160.76 | 2.62 / 3.60 | | 163.38 | | | | | | | | | | | | | | |

Assessment Roll and Tax List of Real Property in the Town of Wabedo, Cass County, Minnesota, for Taxes for the Year 1947.



Form 4 CD—ASSESSOR'S COPY, CONSOLIDATED

| In Whose Name Assessed | To Whom Transferred | Description of Property: Subdivision | Sec. or Lot | Town. or Block | Rng. | Number of Acres of Land: Acres | 100ths | No. School District | Inclusive Forest Tax or No. | Inclusive Agricultural Tax or No. | True and Full Valuations: Land Exclusive of Structures and Improvements (Dollars) | Buildings and Other Structures (Dollars) | Machinery Permanently Attached to Real Estate (Dollars) | Total True and Full Value (Dollars) | Assessed Valuations: Rural: Homestead Up to $4,000 20% (Dollars) | Rural: Over $4,000 and Non-Homestead 33⅓% (Dollars) | All Other: Homestead Up to $4,000 25% (Dollars) | All Other: Over $4,000 and Non-Homestead 40% (Dollars) | Machinery Permanently Attached to Real Estate 33⅓% (Dollars) | Total Assessed Value (Dollars) | Total Assessed Value as Equalized by the Board of Review (Dollars) | Final Equalized Value (Dollars) |
|---|---|---|---|---|---|---|---|---|---|---|---|---|---|---|---|---|---|---|---|---|---|---|
| A. F. Manicke | | 1 NE¼ of NE¼ | 16 | 140 | 28 | 40 | | Un | | | | | | | | | | | | | | |
| State of Minnesota | | 2 NW¼ of NE¼ | | | | | | | | | | | | | | | | | | | | |
| State of Minnesota | | 3 SW¼ of NE¼ | | | | | | | | | | | | | | | | | | | | |
| A. F. Manicke | | 4 SE¼ of NE¼ | | | | 40 | | | | | | | | | | | | | | | | |
| | | 5 | | | | | | | | | | | | | | | | | | | | |
| State of Minnesota | | 6 NE¼ of NW¼ | | | | | | | | | | | | | | | | | | | | |
| State of Minnesota | | 7 NW¼ of NW¼ | | | | | | | | | | | | | | | | | | | | |
| George C. Hagen | | 8 SW¼ of NW¼ | | | | 40 | | | | | | | | | | | | | | | | |
| State of Minnesota | | 9 SE¼ of NW¼ | | | | | | | | | | | | | | | | | | | | |
| | | 10 | | | | | | | | | | | | | | | | | | | | |
| State of Minnesota | | 11 NE¼ of SW¼ | | | | | | | | | | | | | | | | | | | | |
| Thomas R. Whitman, Emma E. Whitman | | 12 NW¼ of SW¼ | | | | 40 | | | | | | | | | | | | | | | | |
| John Ekdahl | | 13 SW¼ of SW¼ | | | | 40 | | | | | | | | | | | | | | | | |
| | | 14 SE¼ of SW¼ | | | | | | | | | | | | | | | | | | | | |
| | | 15 | | | | | | | | | | | | | | | | | | | | |
| State of Minnesota | | 16 NE¼ of SE¼ | | | | | | | | | | | | | | | | | | | | |
| State of Minnesota | | 17 NW¼ of SE¼ | | | | | | | | | | | | | | | | | | | | |
| State of Minnesota | | 18 SW¼ of SE¼ | | | | | | | | | | | | | | | | | | | | |
| State of Minnesota | | 19 SE¼ of SE¼ | | | | | | | | | | | | | | | | | | | | |
| | | 20 | | | | | | | | | | | | | | | | | | | | |
| | | | | | | 200 | | | | | | | | | | | | | | | | |

Valuations by School Districts as Equalized by Department of Taxation

| Sold for Taxes | District No. ..... Rate ..... Mills (Dollars) | District No. ..... Rate ..... Mills (Dollars) | District No. ..... Rate ..... Mills (Dollars) | District No. ..... Rate ..... Mills (Dollars) | District No. ..... Rate ..... Mills (Dollars) | Tax including State Homestead ..... Mills ($ cts.) | State Tax on Non-Homestead 4.7 Mills ($ cts.) | Special Taxes ($ cts.) | Total Taxes ($ cts.) | | Paid | When Paid: Month Day Year | Number of Receipt | March Settlement 1948 ($ cts.) | June Settlement 1948 ($ cts.) | Penalty ($ cts.) | November Settlement 1948 ($ cts.) | Penalty ($ cts.) | Collections to First Monday in January 1949 ($ cts.) | Penalty ($ cts.) | Delinquent on First Monday in January 1949 ($ cts.) | Total Delinquent Tax and Penalty ($ cts.) | Remarks |
|---|---|---|---|---|---|---|---|---|---|---|---|---|---|---|---|---|---|---|---|---|---|---|---|
| 1 | | 64 | | | | 1252 | 26 | | 1278 | 1 | PAID IN FULL | Dec 1 1948 | 8390 | | 1278 | | | | | | | | |
| 2 | | | | | | | | | | 2 | | | | | | | | | | | | | |
| 3 | | | | | | | | | | 3 | | | | | | | | | | | | | |
| 4 | | 64 | | | | 1252 | 26 | | 1278 | 4 | PAID IN FULL | Dec 1 1948 | 8390 | | 1278 | | | | | | | | |
| 5 | | | | | | | | | | 5 | | | | | | | | | | | | | |
| 6 | | | | | | | | | | 6 | | | | | | | | | | | | | |
| 7 | | | | | | | | | | 7 | | | | | | | | | | | | | |
| 8 | | H 40 | | | | 782 | | | 782 | 8 | PAID IN FULL MAY 24 1948 | | 5808 | | 782 | | | | | | | | |
| 9 | | | | | | | | | | 9 | | | | | | | | | | | | | |
| 10 | | | | | | | | | | 10 | | | | | | | | | | | | | |
| 11 | | | | | | | | | | 11 | | | | | | | | | | | | | |
| 12 | | H 44 | | | | 860 | | | 860 | 12 | PAID IN FULL DEC 1 - 1948 | | 12973 | | | | | | 860 | 69 | | | |
| 13 | | H 38 | | | | 744 | | | 744 | 13 | 1st Half Paid MAY 25 1948 / Over Paid OCT 30 1948 | | 8813 / 12919 | | 372 | | 346 | | | | | | Bal due 264 |
| 14 | | | | | | | | | | 14 | | | | | | | | | | | | | |
| 15 | | | | | | | | | | 15 | | | | | | | | | | | | | |
| 16 | | | | | | | | | | 16 | | | | | | | | | | | | | |
| 17 | | | | | | | | | | 17 | | | | | | | | | | | | | |
| 18 | | | | | | | | | | 18 | | | | | | | | | | | | | |
| 19 | | | | | | | | | | 19 | | | | | | | | | | | | | |
| 20 | | | | | | | | | | 20 | | | | | | | | | | | | | |
| | | H 122 / 78 / 200 | | | | 4890 | 52 | | 4942 | | | | | | | | | | | | | | |

Form 4 C.D. WILLIAM BARNS COMPANY, MINNEAPOLIS

# Assessment Roll and Tax List of Real Property in the Town of Wabedo, Cass County, Minnesota, for Taxes for the Year 1947.



| | IN WHOSE NAME ASSESSED | TO WHOM TRANSFERRED | DESCRIPTION OF PROPERTY: SUBDIVISION | Sec. or Lot | Town or Block | Rng. | Number of Acres of Land: Acres | Mills | No. School District | Self-sch. Homestead Yes or No | Inf-sch. Agricultural Yes or No | TRUE AND FULL VALUATIONS: LAND Exclusive of Buildings and Improvements | BUILDINGS and Other Structures | MACHINERY Permanently Attached to Real Estate | TOTAL True and Full Value | ASSESSED VALUATIONS: RURAL: Homestead Up to $4,000 20% | Over $4,000 and Non-Homestead 33⅓% | ALL OTHER: Homestead Up to $4,000 25% | Over $4,000 and Non-Homestead 40% | MACHINERY Permanently Attached to Real Estate 33⅓% | TOTAL ASSESSED VALUE | Total Assessed Value as Equalized by the Board of Review | FINAL EQUALIZED VALUE |
|---|---|---|---|---|---|---|---|---|---|---|---|---|---|---|---|---|---|---|---|---|---|---|---|
| | | | | | | | Acres | Mills | | | | Dollars | Dollars | Dollars | Dollars | Dollars | Dollars | Dollars | Dollars | Dollars | Dollars | Dollars | Dollars |
| | State of Minnesota | | 1 NE¼ of NE¼ | 17 | 140 | 28 | | | Un | | | | | | | | | | | | | | |
| | Harry J. Thorson | | 2 ~~SW¼ of SE¼~~ Lot 1 | | | | 27 50 | | | | | | | | | | | | | | | | |
| | Christine C. Miller + Virginia S. Ellsworth | | 3 N½ of Lot 2 less 11 acs. ~~SW¼ of SE¼~~ | | | | 14 | | | | | | | | | | | | | | | | |
| | Geo. C. + Anna C. Hagen | | 4 SE¼ of NE¼ | | | | 40 | | | | | | | | | | | | | | | | |
| | Al Sturm | | 5 N 215' of S 400' of Lot 2 | | | | 4 | | | | | | | | | | | | | | | | |
| | Marguerite Oleson | | 6 ~~NE¼ of NW¼~~ 66' on Lake of Lot 2 | | | | 1 | | | | | | | | | | | | | | | | |
| | Benton Bros, Inc. | | 7 ~~SW¼ of NW¼~~ S. 185' of Lot 2 | | | | 9 | | | | | | | | | | | | | | | | |
| | Ruth Arvilla Smith | | 8 ~~SW¼ of NW¼~~ N 60' of S 460' of Lot 2 | | | | 1 | | | | | | | | | | | | | | | | |
| | | | 9 SE¼ of NW¼ | | | | | | | | | | | | | | | | | | | | |
| | Edward Merrick | | 10 About 1 ac. of N½ of Lot 2 | | | | 1 | | | | | | | | | | | | | | | | |
| | | | 11 NE¼ of SW¼ | | | | | | | | | | | | | | | | | | | | |
| | | | 12 NW¼ of SW¼ | | | | | | | | | | | | | | | | | | | | |
| | | | 13 SW¼ of SW¼ | | | | | | | | | | | | | | | | | | | | |
| | | | 14 SE¼ of SW¼ | | | | | | | | | | | | | | | | | | | | |
| | Emily G. Proper + Mary N. Ellison | | 15 S½ of Lot 4 less 150' N + S from NW corner | | | | 15 50 | | | | | | | | | | | | | | | | |
| | Geo. C. + Anna C. Hagen | | 16 NE¼ of SE¼ | | | | 40 | | | | | | | | | | | | | | | | |
| | Benton Bros, Inc. | | 17 ~~SW¼ of SE¼~~ Lot 3 | | | | 49 50 | | | | | | | | | | | | | | | | |
| | John H. Hart | | 18 N½ of N½ of Lot 4 ~~SW¼ of SE¼~~ | | | | 4 | | | | | | | | | | | | | | | | |
| | Otto George + Annie Leonard Eckdahl | | 19 ~~SE¼ of SE¼~~ Lot 5 | | | | 18 75 | | | | | | | | | | | | | | | | |
| | | | 20 | | | | | | | | | | | | | | | | | | | | |
| | Bal. of Sec. 17 on next page — | | | | | | 225 25 | | | | | | | | | | | | | | | | |

| | SOLD FOR TAXES | VALUATIONS BY SCHOOL DISTRICTS AS EQUALIZED BY BOARD OF ASSESSMENT OF TAXATION: District No. ..... Rate ..... Mills | District No. ..... Rate ..... Mills | District No. ..... Rate ..... Mills | District No. ..... Rate ..... Mills | District No. ..... Rate ..... Mills | District No. ..... Rate ..... Mills | Tax including State Homestead ..... Mills | State Tax on Non-Homestead 40 Mills | SPECIAL TAXES | TOTAL TAXES | | PAID | WHEN PAID: Month Day Year | Number of Receipt | March Settlement 1945 | June Settlement 1945 | Penalty | November Settlement 1945 | Penalty | Collections to First Monday in January 1949 | Penalty | Delinquent on First Monday in January 1949 | Penalty | Total Delinquent Tax and Penalty | REMARKS |
|---|---|---|---|---|---|---|---|---|---|---|---|---|---|---|---|---|---|---|---|---|---|---|---|---|---|---|
| | | Dollars | Dollars | Dollars | Dollars | Dollars | Dollars | $ cts. | $ cts. | $ cts. | $ cts. | | | | | | $ cts. | $ cts. | $ cts. | $ cts. | $ cts. | $ cts. | $ cts. | $ cts. | $ cts. | |
| 1 | | | | | | | | | | | | 1 | | | | | | | | | | | | | | |
| 2 | | | H 157 / H 167 | | | | | 68 24 | 68 | | 68 92 | 2 | PAID IN FULL | JUL 3 1948 | 9184 | | 68 92 | | | | | | | | | |
| 3 | | | 96 | | | | | 18 78 | 40 | | 19 18 | 3 | PAID IN FULL | MAR 23 1948 | 3990 | | 19 18 | | | | | | | | | |
| 4 | | | H 154 | | | | | 30 12 | | | 30 12 | 4 | PAID IN FULL | MAY 24 1948 | 5808 | | 30 12 | | | | | | | | | |
| 5 | | | 104 | | | | | 20 34 | 42 | | 20 76 | 5 | PAID IN FULL | MAY 28 1948 | 5983 | | 20 76 | | | | | | | | | |
| 6 | | | 8 | | | | | 1 56 | 04 | | 1 60 | 6 | PAID IN FULL | JUL 19 1948 | 10447 | | 1 60 | | | | | | | | | |
| 7 | | | 306 | | | | | 59 86 | 1 24 | | 61 10 | 7 | PAID IN FULL | JAN 28 1948 | 1090 | | 61 10 | | | | | | | | | |
| 8 | | | 8 | | | | | 1 56 | 04 | | 1 60 | 8 | PAID IN FULL | JUN 7 1948 | 6963 | | 1 60 | | | | | | | | | |
| 9 | | | | | | | | | | | | 9 | | | | | | | | | | | | | | |
| 10 | | | 78 | | | | | 15 26 | 32 | | 15 58 | 10 | PAID IN FULL | MAR 12 1948 | 3185 | 15 58 | | | | | | | | | | |
| 11 | | | | | | | | | | | | 11 | | | | | | | | | | | | | | |
| 12 | | | | | | | | | | | | 12 | | | | | | | | | | | | | | |
| 13 | | | | | | | | | | | | 13 | | | | | | | | | | | | | | |
| 14 | | | | | | | | | | | | 14 | | | | | | | | | | | | | | |
| 15 | | | 144 | | | | | 28 16 | 58 | | 28 74 | 15 | PAID IN FULL | JUL 12 1948 | 10130 | | 28 74 | | | | | | | | | |
| 16 | SOLD FOR TAXES | | H 45 | | | | | 8 80 | | | 8 80 | 16 | PAID IN FULL | MAY 24 1948 | 5808 | | 8 80 | | | | | | | | | |
| 17 | | | 200 | | | | | 39 12 | 82 | | 39 94 | 17 | PAID IN FULL | JAN 26 1948 | 1090 | 39 94 | | | | | | | | | | |
| 18 | | | H 19 | | | | | 3 72 | | | 3 72 | 18 | PAID IN FULL | MAY 25 1948 | 6135 | | 3 72 | | | | | | | | | |
| 19 | | | 76 | | | | | 14 86 | 30 | | 15 16 | 19 | PAID IN FULL | MAY 25 1948 | 6139 | | 15 16 | | 7 32 | | | | 2 | | Pd $21.50 Bal due. 26 | |
| 20 | | | | | | | | | | | | 20 | | | | | | | | | | | | | | |
| | | H 218 / 1030 / 1248 | 157 / 167 / 324 = 1567 | | | | | 242 14 / 68 24 / 310 38 | 484 | | 315 22 | | | | | | | | | | | | | | | |

Dinsmore Adm's
Little Boy Lake
Pamelo Springs
Long Point
Lomas

Assessment Roll and Tax List of Real Property in the Town of Wabedo, Cass County, Minnesota, for Taxes for the Year 1947.



Form 4 CD

| In Whose Name Assessed | To Whom Transferred | Description of Property: Subdivision | Sec. or Lot | Town or Block | Rng. | Number of Acres of Land: Acres | 100ths | No. School District | Indicate Homestead Tax or No | Indicate Agricultural Tax or No | True and Full Valuations: Land Exclusive of Structures and Improvements (Dollars) | Buildings and Other Structures (Dollars) | Machinery Permanently Attached to Real Estate (Dollars) | Total True and Full Value (Dollars) | Assessed Valuations: Rural: Homestead Up to $4,000 20% (Dollars) | Rural: Over $4,000 and Non-Homestead 33⅓% (Dollars) | All Other: Homestead Up to $4,000 25% (Dollars) | All Other: Over $4,000 and Non-Homestead 40% (Dollars) | Machinery Permanently Attached to Real Estate 33⅓% (Dollars) | Total Assessed Value (Dollars) | Total Assessed Value as Equalized by the Board of Review (Dollars) | Final Equalized Value (Dollars) |
|---|---|---|---|---|---|---|---|---|---|---|---|---|---|---|---|---|---|---|---|---|---|---|
| | | 1 NE¼ of NE¼ | 17 | 140 | 28 | | | Un | | | | | | | | | | | | | | |
| | | 2 NW¼ of NE¼ | | | | | | | | | | | | | | | | | | | | |
| | | 3 SW¼ of NE¼ | | | | | | | | | | | | | | | | | | | | |
| | | 4 SE¼ of NE¼ | | | | | | | | | | | | | | | | | | | | |
| John H. Hart | | 5 S¾ of N½ of Lot 4 | | | | 12 | | | | | | | | | | | | | | | | |
| | | 6 NE¼ of NW¼ | | | | | | | | | | | | | | | | | | | | |
| | | 7 NW¼ of NW¼ | | | | | | | | | | | | | | | | | | | | |
| | | 8 SW¼ of NW¼ | | | | | | | | | | | | | | | | | | | | |
| | | 9 SE¼ of NW¼ | | | | | | | | | | | | | | | | | | | | |
| Lester J. Brooks | | 10 150' N & S from NW cor of S½ of Lot 4 | | | | 50 | | | | | | | | | | | | | | | | |
| | | 11 NE¼ of SW¼ | | | | | | | | | | | | | | | | | | | | |
| | | 12 NW¼ of SW¼ | | | | | | | | | | | | | | | | | | | | |
| | | 13 SW¼ of SW¼ | | | | | | | | | | | | | | | | | | | | |
| | | 14 SE¼ of SW¼ | | | | | | | | | | | | | | | | | | | | |
| | | 15 | | | | | | | | | | | | | | | | | | | | |
| | | 16 NE¼ of SE¼ | | | | | | | | | | | | | | | | | | | | |
| | | 17 NW¼ of SE¼ | | | | | | | | | | | | | | | | | | | | |
| | | 18 SW¼ of SE¼ | | | | | | | | | | | | | | | | | | | | |
| | | 19 SE¼ of SE¼ | | | | | | | | | | | | | | | | | | | | |
| | | 20 | | | | | | | | | | | | | | | | | | | | |
| | | | | | | 12.50 | | | | | | | | | | | | | | | | |

Valuations by School Districts as Equalized by Department of Taxation

| | Sold for Taxes | District No. ..... Rate ..... Mills (Dollars) | District No. ..... Rate ..... Mills (Dollars) | District No. ..... Rate ..... Mills (Dollars) | District No. ..... Rate ..... Mills (Dollars) | District No. ..... Rate ..... Mills (Dollars) | Tax including State Homestead ..... Mills ($ cts.) | State Tax on Non-Homestead 4.0 Mills ($ cts.) | Special Taxes ($ cts.) | Total Taxes ($ cts.) | | Paid | When Paid: Month Day Year | Number of Receipt | March Settlement 1948 ($ cts.) | June Settlement 1948 ($ cts.) | Penalty ($ cts.) | November Settlement 1948 ($ cts.) | Penalty ($ cts.) | Collections to First Monday in January 1949 ($ cts.) | Penalty ($ cts.) | Delinquent on First Monday in January 1949 ($ cts.) | Total Delinquent Tax and Penalty ($ cts.) | Remarks |
|---|---|---|---|---|---|---|---|---|---|---|---|---|---|---|---|---|---|---|---|---|---|---|---|---|
| 1 | | | | | | | | | | | 1 | | | | | | | | | | | | | |
| 2 | | | | | | | | | | | 2 | | | | | | | | | | | | | |
| 3 | | | | | | | | | | | 3 | | | | | | | | | | | | | |
| 4 | | | | | | | | | | | 4 | | | | | | | | | | | | | |
| 5 | | 11 335 | | | | | 65 54 | | | 65 54 | 5 | PAID IN FULL | MAY 25 1948 | 6035 | | 65 54 | | | | | | | | |
| 6 | | | | | | | | | | | 6 | | | | | | | | | | | | | |
| 7 | | | | | | | | | | | 7 | | | | | | | | | | | | | |
| 8 | | | | | | | | | | | 8 | | | | | | | | | | | | | |
| 9 | | | | | | | | | | | 9 | | | | | | | | | | | | | |
| 10 | [redacted] | 58 | | | | | 11 34 | 24 | | 11 58 | 10 | PAID IN FULL | MAY 27 1948 | 6091 | | 11 58 | | | | | | | | |
| 11 | | | | | | | | | | | 11 | | | | | | | | | | | | | |
| 12 | | | | | | | | | | | 12 | | | | | | | | | | | | | |
| 13 | | | | | | | | | | | 13 | | | | | | | | | | | | | |
| 14 | | | | | | | | | | | 14 | | | | | | | | | | | | | |
| 15 | | | | | | | | | | | 15 | | | | | | | | | | | | | |
| 16 | | | | | | | | | | | 16 | | | | | | | | | | | | | |
| 17 | | | | | | | | | | | 17 | | | | | | | | | | | | | |
| 18 | | | | | | | | | | | 18 | | | | | | | | | | | | | |
| 19 | | | | | | | | | | | 19 | | | | | | | | | | | | | |
| 20 | | | | | | | | | | | 20 | | | | | | | | | | | | | |
| | | H 335<br>58<br>393 | | | | | 76 88 | 24 | | 77 12 | | | | | | | | | | | | | | |

Assessment Roll and Tax List of Real Property in the Town of Wabedo, Cass County, Minnesota, for Taxes for the Year 1947.



FORM 4 CD WILLIS-DAYS COMPANY, MINNEAPOLIS

| | IN WHOSE NAME ASSESSED | TO WHOM TRANSFERRED | DESCRIPTION OF PROPERTY: SUBDIVISION | Sec. or Lot | Town or Block | Rng. | Number of Acres of Land: Acres | Hdths | No. School District | Indicate Homestead Tax as % | Indicate Agricultural Tax as % | TRUE AND FULL VALUATIONS: LAND Exclusive of Structures and Improvements | BUILDINGS and Other Structures | MACHINERY Permanently Attached to Real Estate | TOTAL True and Full Value | ASSESSED VALUATIONS: RURAL: Homestead Up to $4,000 20% | Over $4,000 and Non-Homestead 33⅓% | ALL OTHER: Homestead Up to $4,000 25% | Over $4,000 and Non-Homestead 40% | MACHINERY Permanently Attached to Real Estate 33⅓% | TOTAL ASSESSED VALUE | Total Assessed Value as Equalized by the Board of Review | FINAL EQUALIZED VALUE |
|---|---|---|---|---|---|---|---|---|---|---|---|---|---|---|---|---|---|---|---|---|---|---|---|
| | | | | | | | | | | | | Dollars | Dollars | Dollars | Dollars | Dollars | Dollars | Dollars | Dollars | Dollars | Dollars | Dollars | Dollars |
| 1 | | | NE¼ of NE¼ | 18 | 140 | 28 | | Un | | | | | | | | | | | | | | | |
| 2 | | | NW¼ of NE¼ | | | | | | | | | | | | | | | | | | | | |
| 3 | | | SW¼ of NE¼ | | | | | | | | | | | | | | | | | | | | |
| 4 | | | SE¼ of NE¼ | | | | | | | | | | | | | | | | | | | | |
| 5 | | | | | | | | | | | | | | | | | | | | | | | |
| 6 | | | NE¼ of NW¼ | | | | | | | | | | | | | | | | | | | | |
| 7 | | | NW¼ of NW¼ | | | | | | | | | | | | | | | | | | | | |
| 8 | | | SW¼ of NW¼ | | | | | | | | | | | | | | | | | | | | |
| 9 | | | SE¼ of NW¼ | | | | | | | | | | | | | | | | | | | | |
| 10 | | | | | | | | | | | | | | | | | | | | | | | |
| 11 | | | NE¼ of SW¼ | | | | | | | | | | | | | | | | | | | | |
| 12 | | | NW¼ of SW¼ | | | | | | | | | | | | | | | | | | | | |
| 13 | Alba H. + Noel A. Clothier | | ~~SW¼ of SW¼~~ Lot 2 | | | | 12 | | | | | | | | | | | | | | | | |
| 14 | " " | | ~~SE¼ of SW¼~~ " 2 | | | | 17.25 | | | | | | | | | | | | | | | | |
| 15 | | | | | | | | | | | | | | | | | | | | | | | |
| 16 | | | NE¼ of SE¼ | | | | | | | | | | | | | | | | | | | | |
| 17 | | | NW¼ of SE¼ | | | | | | | | | | | | | | | | | | | | |
| 18 | " " | | ~~SW¼ of SE¼~~ " 1 | | | | 27 | | | | | | | | | | | | | | | | |
| 19 | | | SE¼ of SE¼ | | | | | | | | | | | | | | | | | | | | |
| 20 | | | | | | | | | | | | | | | | | | | | | | | |
| | | | | | | | 56.25 | | | | | | | | | | | | | | | | |

VALUATIONS BY SCHOOL DISTRICTS AS EQUALIZED BY DEPARTMENT OF TAXATION

| | SOLD FOR TAXES | District No. ..... Rate ..... Mills | District No. ..... Rate ..... Mills | District No. ..... Rate ..... Mills | District No. ..... Rate ..... Mills | District No. ..... Rate ..... Mills | District No. ..... Rate ..... Mills | Tax including State Homestead ..... Mills | State Tax on Non-Homestead 4.0 Mills | SPECIAL TAXES | TOTAL TAXES | | PAID | WHEN PAID | Number of Receipt | March Settlement 1948 | June Settlement 1948 | Penalty | November Settlement 1948 | Penalty | Collections to First Monday in January 1949 | Penalty | Delinquent on First Monday in January 1949 | Total Delinquent Tax and Penalty | REMARKS |
|---|---|---|---|---|---|---|---|---|---|---|---|---|---|---|---|---|---|---|---|---|---|---|---|---|---|
| | | Dollars | Dollars | Dollars | Dollars | Dollars | Dollars | $ cts. | $ cts. | $ cts. | $ cts. | | | Month Day Year | | $ cts. | $ cts. | $ cts. | $ cts. | $ cts. | $ cts. | $ cts. | $ cts. | $ cts. | |
| 1 | | | | | | | | | | | | 1 | | | | | | | | | | | | | |
| 2 | | | | | | | | | | | | 2 | | | | | | | | | | | | | |
| 3 | | | | | | | | | | | | 3 | | | | | | | | | | | | | |
| 4 | | | | | | | | | | | | 4 | | | | | | | | | | | | | |
| 5 | | | | | | | | | | | | 5 | | | | | | | | | | | | | |
| 6 | | | | | | | | | | | | 6 | | | | | | | | | | | | | |
| 7 | | | | | | | | | | | | 7 | | | | | | | | | | | | | |
| 8 | | | | | | | | | | | | 8 | | | | | | | | | | | | | |
| 9 | | | | | | | | | | | | 9 | | | | | | | | | | | | | |
| 10 | | | | | | | | | | | | 10 | | | | | | | | | | | | | |
| 11 | | | | | | | | | | | | 11 | | | | | | | | | | | | | |
| 12 | | | | | | | | | | | | 12 | | | | | | | | | | | | | |
| 13 | SOLD FOR TAXES | | 48 | | | | | 9 38 | 20 | | 9 58 | 13 | | | | | | | | | | | 9 58 | | |
| 14 | SOLD FOR TAXES | | 68 | | | | | 13 30 | 28 | | 13 58 | 14 | | | | | | | | | | | 13 58 | | |
| 15 | | | | | | | | | | | | 15 | | | | | | | | | | | | | |
| 16 | | | | | | | | | | | | 16 | | | | | | | | | | | | | |
| 17 | | | | | | | | | | | | 17 | | | | | | | | | | | | | |
| 18 | SOLD FOR TAXES | | 108 | | | | | 21 12 | 44 | | 21 56 | 18 | | | | | | | | | | | 21 56 | | |
| 19 | | | | | | | | | | | | 19 | | | | | | | | | | | | | |
| 20 | | | | | | | | | | | | 20 | | | | | | | | | | | | | |
| | | | 224 | | | | | 43 80 | 92 | | 44 72 | | | | | | | | | | | | | | |

Assessment Roll and Tax List of Real Property in the Town of Wabedo,



FORM 4 CD—HILLER-DUNN COMPANY, MINNEAPOLIS

| | In Whose Name Assessed | To Whom Transferred | Description of Property: Subdivision | Sec. or Lot | Town or Block | Rng. | Number of Acres of Land (Acres / 100ths) | No. School District | Indicates Homestead Tax or No | Indicates Agricultural Tax or No | True and Full Valuations: Land Exclusive of Structures and Improvements (Dollars) | Buildings and Other Structures (Dollars) | Machinery Permanently Attached to Real Estate (Dollars) | Total Type and Full Value (Dollars) | Assessed Valuations: Rural: Homestead Up to $4,000 20% (Dollars) | Rural: Over $4,000 and Non-Homestead 33⅓% (Dollars) | All Other: Homestead Up to $4,000 25% (Dollars) | All Other: Over $4,000 and Non-Homestead 40% (Dollars) | All Other: Machinery Permanently Attached to Real Estate 33⅓% (Dollars) | Total Assessed Value Equalized by the Board of Review (Dollars) | Final Equalized Value (Dollars) |
|---|---|---|---|---|---|---|---|---|---|---|---|---|---|---|---|---|---|---|---|---|---|
| 1 | Albert Hughes | | ~~NE¼ of NE¼~~ Lot 2 | 19 | 140 | 28 | 33 25 | Un | | | | | | | | | | | | | |
| 2 | State of Minnesota | | NW¼ of NE¼ | | | | | | | | | | | | | | | | | | |
| 3 | State of Minnesota | | SW¼ of NE¼ | | | | | | | | | | | | | | | | | | |
| 4 | William S. Liskey | | ~~SE¼ of NE¼~~ " 1 | | | | 27 | | | | | | | | | | | | | | |
| 5 | | | | | | | | | | | | | | | | | | | | | |
| 6 | Alba H. + Noel A. Clothier | | NE¼ of NW¼ | | | | 40 | | | | | | | | | | | | | | |
| 7 | " " | | ~~NW¼ of NW¼~~ " 3 | | | | 32 12 | | | | | | | | | | | | | | |
| 8 | " " | | ~~SW¼ of NW¼~~ " 4 | | | | 32 04 | | | | | | | | | | | | | | |
| 9 | M. L. Johnson | | SE¼ of NW¼ | | | | 40 | | | | | | | | | | | | | | |
| 10 | | | | | | | | | | | | | | | | | | | | | |
| 11 | " | | NE¼ of SW¼ | | | | 40 | | | | | | | | | | | | | | |
| 12 | Alba H. + Noel A. Clothier | | ~~NW¼ of SW¼~~ " 5 | | | | 31 96 | | | | | | | | | | | | | | |
| 13 | Erick + Karin Wikstrom | | ~~SW¼ of SW¼~~ " 6 | | | | 31 88 | | | | | | | | | | | | | | |
| 14 | Adolph + Alma Nelson | | SE¼ of SW¼ | | | | 40 | | | | | | | | | | | | | | |
| 15 | | | | | | | | | | | | | | | | | | | | | |
| 16 | W. A. Clark | | NE¼ of SE¼ less part N. & W. of tr. hy. | | | | 16 | | | | | | | | | | | | | | |
| 17 | " | | NW¼ of SE¼ | | | | 40 | | | | | | | | | | | | | | |
| 18 | Adolph + Alma Nelson | | ~~SW¼ of SE¼~~ Lot 7 | | | | 36 | | | | | | | | | | | | | | |
| 19 | W. A. Clark | | ~~SE¼ of SE¼~~ " 8 | | | | 32 50 | | | | | | | | | | | | | | |
| 20 | Wm. S. Liskey | | That part of NE¼ of SE¼ lying N. + W. of tr. hy | | | | 24 | | | | | | | | | | | | | | |
| | | | | | | | 499 75 | | | | | | | | | | | | | | |

Valuations by School Districts as Equalized by Department of Taxation

| Sold for Taxes | District No. ..... Rate ..... Mills | District No. ..... Rate ..... Mills | District No. ..... Rate ..... Mills | District No. ..... Rate ..... Mills | Tax including State Homestead ..... Mills | State Tax on Non-Homestead 40 Mills | Special Taxes | Total Taxes | Paid | When Paid (Month Day Year) | Number of Receipt | March Settlement 1948 | June Settlement 1948 | Penalty | November Settlement 1948 | Penalty | Collections to First Monday in January 1949 | Penalty | Delinquent on First Monday in January 1949 | Total Delinquent Tax and Penalty | Remarks |
|---|---|---|---|---|---|---|---|---|---|---|---|---|---|---|---|---|---|---|---|---|---|
| | Dollars | Dollars | Dollars | Dollars | $ cts. | $ cts. | $ cts. | $ cts. | | | | $ cts. | $ cts. | $ cts. | $ cts. | $ cts. | $ cts. | $ cts. | $ cts. | $ cts. | |
| 1 | | 105 | | | 20 54 | 42 | | 20 96 | PAID IN FULL | JUL 12 1948 | 10129 | | 20 96 | | | | | | | | |
| 2 | | | | | | | | | | | | | | | | | | | | | |
| 3 | | | | | | | | | | | | | | | | | | | | | |
| 4 | SOLD FOR TAXES | 86 | | | 16 82 | 36 | | 17 18 | PAID IN FULL | APR 10 1948 | 4246 | | 17 18 | | | | | | | | |
| 5 | | | | | | | | | | | | | | | | | | | | | |
| 6 | SOLD FOR TAXES | 72 | | | 14 08 | 30 | | 14 38 | 1st Half Paid | | | | | | | | | | 14 38 | | |
| 7 | SOLD FOR TAXES | 102 | | | 19 96 | 42 | | 20 38 | | | | | | | | | | | 20 38 | | |
| 8 | SOLD FOR TAXES | 102 | | | 19 96 | 42 | | 20 38 | 2nd Half Paid | DEC 11 1948 | 13495 | | | | | | | | 20 38 | | |
| 9 | | 72 | | | 14 08 | 30 | | 14 38 | 1st Half Paid | JUL 23 1948 | 10940 | | | | 719 | 16 | 719 | 57 | | | |
| 10 | | | | | | | | | | | | | | | | | | | | | |
| 11 | | 72 | | | 14 08 | 30 | | 14 38 | 2nd Half Paid | DEC 11 1948 | 13495 | | | | 719 | 17 | 719 | 57 | | | |
| | | | | | | | | | 1st Half Paid | JUL 23 1948 | 10940 | | | | | | | | | | |
| 12 | SOLD FOR TAXES | 59 | | | 11 54 | 24 | | 11 78 | | | | | | | | | | | 11 78 | | |
| 13 | | H 113 | | | 22 10 | | | 22 10 | PAID IN FULL | JUN 10 1948 | 7358 | | 22 10 | | | | | | | | |
| 14 | | H 43 | | | 8 42 | | | 8 42 | PAID IN FULL | JUL 12 1948 | 10123 | | 8 42 | | | | | | | | |
| 15 | | | | | | | | | | | | | | | | | | | | | |
| 16 | SOLD FOR TAXES | 29 | | | 5 68 | 12 | | 5 80 | | | | | | | | | | | 5 80 | | |
| 17 | | 72 | | | 14 08 | 30 | | 14 38 | PAID IN FULL | JUN 22 1948 | 8386 | | 14 38 | | | | | | | | |
| 18 | | H 110 M.L. 75 | | | 38 46 | 30 | | 39 26 | PAID IN FULL | JUL 12 1948 | 10123 | | 39 26 | | | | | | | | |
| 19 | | H 99 M.L. 100 | | | 41 92 | 40 | | 42 32 | PAID IN FULL | JUN 10 1948 | 7369 | | 42 32 | | | | | | | | |
| 20 | | 43 | | | 8 42 | 18 | | 8 60 | PAID IN FULL | APR 10 1948 | 4246 | | 8 60 | | | | | | | | |
| | | H 156 | 309 | 188 76 | Q. 189 76 | | | | | | | | | | | | | | | | |
| | | 54 | 112 | 80 88 | Na 80 88 | | | | | | | | | | | | | | | | |
| | | 97 | 84 = 1254 | | 270 64 | 406 | | 270 70 | | | | | | | | | | | | | |

Clearwater Co.
Walker
Hubbard
Itasca
Aitkin
Beltrami
Cass
Todd
Wadena
Crow Wing
Morrison
Mille Lacs

# Assessment Roll and Tax List of Real Property in the Town of Wabedo, Cass County, Minnesota, for Taxes for the Year 1947.



Form 4 CD WILLIAMS-BATES COMPANY, MINNEAPOLIS

| | In Whose Name Assessed | To Whom Transferred | Description of Property: Subdivision | Sec. or Lot | Town or Block | Rng. | Number of Acres of Land | No. School District | Indicate Homestead Tax by a No | Indicate Agricultural Tax by a No | True and Full Valuations: Land Exclusive of Structures and Improvements | Buildings and Other Structures | Machinery Permanently Attached to Real Estate | Total True and Full Value | Assessed Valuations: Rural: Homestead Up to $4,000 20% | Rural: Over $4,000 and Non-Homestead 33⅓% | All Other: Homestead Up to $4,000 25% | All Other: Over $4,000 and Non-Homestead 40% | Machinery Permanently Attached to Real Estate 33⅓% | Total Assessed Value | Total Assessed Value as Equalized by the Board of Review | Final Equalized Value | Remarks |
|---|---|---|---|---|---|---|---|---|---|---|---|---|---|---|---|---|---|---|---|---|---|---|---|
| | | | | | | | Acres | | | | Dollars | Dollars | Dollars | Dollars | Dollars | Dollars | Dollars | Dollars | Dollars | Dollars | Dollars | Dollars | |
| | Marguerite Jean Hitts | | 200 Tract of SW NE | | | | | | | | | | | | | | | | | | | | |
| 1 | T. R. Ethridge | | ~~NE¼ of NE¼~~ Lot 1 | 20 | 140 | 28 | 37.75 Un | | | | | | | | | | | | | | | | |
| 2 | Jean Scott Proper | | ~~NW¼ of NE¼~~ " 2 | | | | 28.75 | | | | | | | | | | | | | | | | |
| 3 | " " | | SW¼ of NE¼ less 200 tract | | | | ~~40~~ | | | | | | | | | | | | | | | | |
| 4 | State of Minnesota | | SE¼ of NE¼ | | | | | | | | | | | | | | | | | | | | |
| 5 | Mrs. Nannie M. Scott | | | | | | | | | | | | | | | | | | | | | | |
| 6 | Sam C. & Fred R. Green & Doris Green Miller | | ~~NE¼ of NW¼~~ " 3 | | | | 16 | | | | | | | | | | | | | | | | |
| 7 | | | NW¼ of NW¼ | | | | | | | | | | | | | | | | | | | | |
| 8 | Frank & Marie Hoffman | | ~~SW¼ of NW¼~~ " 5 | | | | 16.40 | | | | | | | | | | | | | | | | |
| 9 | Edith M. Jensen | | ~~Lot 4 less 18.25 acs.~~ | | | | 18 | | | | | | | | | | | | | | | | |
| 10 | Leon L. Smythe | | ~~SE¼ of NW¼~~ 9.25 acs. of Lot 4 | | | | 9.25 | | | | | | | | | | | | | | | | |
| 11 | Walter H. & Dorothy Thompson | | NE¼ of SW¼ | | | | 40 | | | | | 201 added | | | | | | 67 | | | | | |
| 12 | Frank & Marie Hoffman | | NW¼ of SW¼ N. of Hy | | | | 12 | | | | | | | | | | | | | | | | |
| 13 | J. L. McLaury | | ~~SW¼ of SW¼~~ Lot 6 | | | | 37.50 | | | | | | | | | | | | | | | | |
| 14 | State of Minnesota | | ~~SE¼ of SW¼~~ " 7 | | | | | | | | | | | | | | | | | | | | |
| 15 | J. L. McLaury | | NW¼ of SW¼ - S. of Hy | | | | 28 | | | | | | | | | | | | | | | | |
| 16 | State of Minnesota | | NE¼ of SE¼ | | | | | | | | | | | | | | | | | | | | |
| 17 | State of Minnesota | | NW¼ of SE¼ | | | | | | | | | | | | | | | | | | | | |
| 18 | State of Minnesota | | ~~SW¼ of SE¼~~ Lot 8 | | | | | | | | | | | | | | | | | | | | |
| 19 | State of Minnesota | | SE¼ of SE¼ | | | | | | | | | | | | | | | | | | | | |
| 20 | Marguerite Jean Hitts G. L. & Agnes I. Martin | | N. 9 acs. of Lot 4 | | | | 9 | | | | | | | | | | | | | | | | |
| | Confirmed to Jean H. Scott | | 200 x 250 | | | | | | | | | | | | | | | | | | | | |

| | Sold for Taxes | District No. ..... Rate ..... Mills | Dollars | District No. ..... Rate ..... Mills | Dollars | District No. ..... Rate ..... Mills | Dollars | District No. ..... Rate ..... Mills | Dollars | Tax including State Homestead ..... Mills | State Tax on Non-Homestead 40 Mills | Special Taxes | Total Taxes | | Paid | When Paid: Month | Day | Year | Number of Receipt | March Settlement 1948 | June Settlement 1948 | Penalty | November Settlement 1948 | Penalty | Collections to First Monday in January 1949 | Penalty | Delinquent on First Monday in January 1949 | Penalty | Total Delinquent Tax and Penalty | Remarks |
|---|---|---|---|---|---|---|---|---|---|---|---|---|---|---|---|---|---|---|---|---|---|---|---|---|---|---|---|---|---|---|
| | | | | | | | | | | | | | | | | | | | | | | | | | | | | | | |
| 1 | | | 121 | | | | | | | 23.68 | 50 | | 24.18 | 1 | PAID IN FULL | MAY | 3 | 1948 | 4847 | | 24.18 | | | | | | | | | |
| 2 | James Scott | | H. 78 | | | | | | | 15.26 | | | 15.26 | | | | | | | | | | | | | | | | | |
| | Jean Scott Proper | | H. 66 | | | | | | | 12.92 | 26 | | 13.18 | 2 | PAID IN FULL | JUN | 7 | 1948 | 6385 | | 13.18 | | | | | | 1.20 | | 14.63 | |
| | Jean Scott | | H. 68 | | | | | | | 13.30 | | | | | | | | | | | | | | | | | | | | |
| 3 | | | 72 | | | | | | | 14.08 | 30 | | 14.38 | 3 | PAID IN FULL | JUN | 7 | 1948 | 6385 | | 14.38 | | | | | | | | | |
| 4 | | | | | | | | | | | | | | 4 | | | | | | | | | | | | | | | | |
| 5 | | | | | | | | | | | | | | 5 | | | | | | | | | | | | | 15.26 | | 16.79 | |
| 6 | | | 73 | | | | | | | 14.28 | 30 | | 14.58 | 6 | PAID IN FULL | MAR | 23 | 1948 | 3991 | | 14.58 | | | | | | | | | |
| 7 | | | | | | | | | | | | | | 7 | | | | | | | | | | | | | | | | |
| 8 | | | H. 142 H. 119 | | | | | | | 54.78 | 48 | | 55.46 | 8 | PAID IN FULL | FEB | 20 | 1948 | 1534 | 55.46 | | | | | | | | | | |
| 9 | | | 122 | | | | | | | 23.86 | 50 | | 24.36 | 9 | PAID IN FULL | MAR | 31 | 1948 | 4110 | | 24.36 | | | | | | | | | |
| 10 | | | 106 | | | | | | | 20.74 | 44 | | 21.18 | 10 | PAID IN FULL | JUN | 10 | 1948 | 7316 | | 21.18 | | | | | | | | | |
| 11 | | | 67 | | | | | | | 13.10 | 28 | | 13.38 | 11 | PAID IN FULL | MAY | 29 | 1948 | 6149 | | 13.38 | | | | | | | | | |
| 12 | | | H. 17 | | | | | | | 3.32 | | | 3.32 | 12 | PAID IN FULL | FEB | 20 | 1948 | 1835 | 3.32 | | | | | | | | | | |
| 13 | | | 175 | | | | | | | 34.24 | 72 | | 34.96 | 13 | 2nd Half Paid<br>1st Half Paid | OCT<br>JUL | 30<br>12 | 1948<br>1948 | 13306<br>10116 | | 17.48 | | 17.48 | | | | | | | |
| 14 | | | | | | | | | | | | | | 14 | | | | | | | | | | | | | | | | |
| 15 | | | 52 | | | | | | | 10.18 | 22 | | 10.40 | 15 | 2nd Half Paid<br>1st Half Paid | OCT<br>JUL | 30<br>12 | 1948<br>1948 | 13306<br>10116 | | 5.20 | | 5.20 | | | | | | | |
| 16 | | | | | | | | | | | | | | 16 | | | | | | | | | | | | | | | | |
| 17 | | | | | | | | | | | | | | 17 | | | | | | | | | | | | | | | | |
| 18 | | | | | | | | | | | | | | 18 | | | | | | | | | | | | | | | | |
| 19 | | | | | | | | | | | | | | 19 | | | | | | | | | | | | | | | | |
| 20 | | | 36 | | | | | | | 7.04 | 14 | | 7.18 | 20 | PAID IN FULL | JUL | 12 | 1948 | 10115 | | 7.18 | | | | | | | | | |
| | | H. 163 | 142 | 2653 | a | 26.00 | | | | | | | | | | | | | | | | | | | | | | | | |
| | | 2.40 | 119 | | 714 | 25.75 | | | | | | | | | | | | | | | | | | | | | | | | |
| | | 1053 | 261 = 1314 | | | 260.78 | 4.14 | | | | | | 265.12 | | | | | | | | | | | | | | | | | |

# Assessment Roll and Tax List of Real Property in the Town of Walden, Cass County, Minnesota, for Taxes for the Year 1947.



Form 4 CD · ALLEN-BATES COMPANY, MINNEAPOLIS

| | IN WHOSE NAME ASSESSED | TO WHOM TRANSFERRED | DESCRIPTION OF PROPERTY: SUBDIVISION | Sec. or Lot | Town or Block | Reg. | Number of Acres of Land (Acres / 100ths) | No. School Dist. Effect | Indicate Homestead Yes or No | Indicate Agricultural Yes or No | TRUE AND FULL VALUATIONS: LAND Exclusive of Structures and Improvements (Dollars) | BUILDINGS and Other Structures (Dollars) | MACHINERY Permanently Attached to Real Estate (Dollars) | TOTAL True and Full Value (Dollars) | ASSESSED VALUATIONS: RURAL: Homestead Up to $4,000 20% (Dollars) | RURAL: Over $4,000 and Non-Homestead 33⅓% (Dollars) | ALL OTHER: Homestead Up to $4,000 25% (Dollars) | ALL OTHER: Over $4,000 and Non-Homestead 40% (Dollars) | ALL OTHER: MACHINERY Permanently Attached to Real Estate 33⅓% (Dollars) | TOTAL ASSESSED VALUE (Dollars) | Total Assessed Value as Equalized by the Board of Review (Dollars) | FINAL EQUALIZED VALUE (Dollars) | REMARKS |
|---|---|---|---|---|---|---|---|---|---|---|---|---|---|---|---|---|---|---|---|---|---|---|---|
| | State of Minnesota | | 1 NE¼ of NE¼ | 21 | 140 | 28 | | | | | | | | | | | | | | | | | |
| | State of Minnesota | | 2 NW¼ of NE¼ | | | | | | | | | | | | | | | | | | | | |
| | James T. & Mae Scott | | 3 ~~SW¼ of NE¼~~ Lot 2 | | | | 28.25 | | | | | | | | | | | | | | | | |
| | Pine Tree Mfg. Co. | | 4 ~~SE¼ of NE¼~~ " 1 | | | | 39.70 | | | | | | | | | | | | | | | | |
| | | | 5 | | | | | | | | | | | | | | | | | | | | |
| | State of Minnesota | | 6 NE¼ of NW¼ | | | | | | | | | | | | | | | | | | | | |
| | State of Minnesota | | 7 NW¼ of NW¼ | | | | | | | | | | | | | | | | | | | | |
| | James T. & Mae, Winfield J. & Fayne Scott | | 8 ~~SW¼ of NW¼~~ " 4 | | | | 39.80 | | | | | | | | | | | | | | | | Abstr. #3588 |
| | Winfield J. Scott | | 9 ~~SE¼ of NW¼~~ " 3 less W 300' | | | | 25.50 | | | | | | | | | | | | | | | | |
| | Mabel S. & Frank J. Hunt | | 10 W. 300' of Lot 3 | | | | 7.50 | | | | | | | | | | | | | | | | |
| | | | 11 NE¼ of SW¼ | | | | | | | | | | | | | | | | | | | | |
| | Emil Kroeger | | 12 ~~NW¼ of SW¼~~ Lot 5 | | | | 27 | | | | | | | | | | | | | | | | |
| | " | | 13 ~~SW¼ of SW¼~~ " 6 | | | | 35.10 | | | | | | | | | | | | | | | | |
| | | | 14 SE¼ of SW¼ | | | | | | | | | | | | | | | | | | | | |
| | State of Minnesota | | 15 " 9 | | | | | | | | | | | | | | | | | | | | |
| | Nels & Madge B. Christian | | 16 ~~NE¼ of SE¼~~ N½ of Lot 8 | | | | 26.15 | | | | | | | | | | | | | | | | |
| | Julianne Cramer | | 17 ~~NW¼ of SE¼~~ S½ of Lot 8 | | | | 26.15 | | | | | | | | | | | | | | | | |
| | J. P. Jensen | | 18 ~~SW¼ of SE¼~~ Lot 7, less 100 along lake | | | | 41.75 | | | | | | | | | | | | | | | | |
| | State of Minnesota | | 19 SE¼ of SE¼ | | | | | | | | | | | | | | | | | | | | |
| | B. E. Holman | | 20 100' along lake of Lot 7 | | | | 28.90 | | | | | | | | | | | | | | | | |

Cass County, Minnesota, for Taxes for the Year 1947.

| | SOLD FOR TAXES | VALUATIONS BY SCHOOL DISTRICTS AS EQUALIZED BY DEPARTMENT OF TAXATION: District No. ..... Rate ..... Mills | District No. ..... Rate ..... Mills | District No. ..... Rate ..... Mills | District No. ..... Rate ..... Mills | District No. ..... Rate ..... Mills | District No. ..... Rate ..... Mills | Tax including State Homestead ..... Mills | State Tax on Non-Homestead ..... Mills | SPECIAL TAXES | TOTAL TAXES | PAID | WHEN PAID (Month Day Year) | Number of Receipt | March Settlement 1948 | June Settlement 1948 | Penalty | November Settlement 1948 | Penalty | Collections to First Monday in January 1949 | Penalty | Delinquent on First Monday in January 1949 | Penalty | Total Delinquent Tax and Penalty | REMARKS |
|---|---|---|---|---|---|---|---|---|---|---|---|---|---|---|---|---|---|---|---|---|---|---|---|---|---|
| | | Dollars | Dollars | Dollars | Dollars | Dollars | Dollars | $ cts. | $ cts. | $ cts. | $ cts. | | | | $ cts. | $ cts. | $ cts. | $ cts. | $ cts. | $ cts. | $ cts. | $ cts. | $ cts. | $ cts. | |
| 1 | | | | | | | | | | | | 1 | | | | | | | | | | | | | |
| 2 | | | | | | | | | | | | 2 | | | | | | | | | | | | | |
| 3 | SOLD FOR TAXES | | | 1.1037 / 7.4.125 | | | | 480 | 50 | | 5.85 | 3 | PAID IN FULL MAR 31 1948 | 410 | | 4.85 | | | | | | | | | |
| 4 | | | 128 | | | | | 2.54 | 52 | | 25.56 | 4 | PAID IN FULL MAY 28 1948 | 5864 | | 25.56 | | | | | | | | | |
| 5 | | | | | | | | | | | | 5 | | | | | | | | | | | | | |
| 6 | | | | | | | | | | | | 6 | | | | | | | | | | | | | |
| 7 | | | | | | | | | | | | 7 | | | | | | | | | | | | | |
| 8 | | | ~~65~~ / ~~106~~ | | | | | ~~12.77~~ / ~~20.44~~ | ~~26~~ / ~~44~~ | | ~~12.98~~ / ~~21.48~~ | 8 | PAID IN FULL JUL 12 1948 | 10115 | | 12.98 | | | | | | | | | 8.20 Abated |
| 9 | | | 83 | | | | | 16.24 | 34 | | 16.58 | 9 | PAID IN FULL SEPT 8 1948 | 6797 | | 16.58 | | | | | | | | | |
| 10 | SOLD FOR TAXES | | 144 | | | | | 28.16 | 58 | | 28.74 | 10 | | | | | | | | | | 28.74 | | | |
| 11 | | | | | | | | | | | | 11 | | | | | | | | | | | | | |
| 12 | | | 86 | | | | | 16.82 | 36 | | 17.18 | 12 | PAID IN FULL JUN 7 1948 | 6954 | | 39.54 | | | | | | | | | |
| 13 | | | 117 | | | | | 21.90 | 46 | | 22.36 | 13 | PAID IN FULL JUN 7 1948 | | | | | | | | | | | | |
| 14 | | | | | | | | | | | | 14 | | | | | | | | | | | | | |
| 15 | | | | | | | | | | | | 15 | | | | | | | | | | | | | |
| 16 | | | 83 | | | | | 16.24 | 34 | | 16.58 | 16 | PAID IN FULL JUN 10 1948 | 7369 | | 16.58 | | | | | | | | | |
| 17 | | | 83 | | | | | 16.24 | 34 | | 16.58 | 17 | PAID IN FULL JUN 21 1948 | 8533 | | 16.58 | | | | | | | | | |
| 18 | | | 134 | | | | | 26.22 | 54 | | 26.76 | 18 | PAID IN FULL JUN 10 1948 | 7373 | | 26.76 | | | | | | | | | |
| 19 | | | | | | | | | | | | 19 | | | | | | | | | | | | | |
| 20 | | | | | | | | | | | | 20 | | | | | | | | | | | | | |
| | | # 9.57 / 9.57 | 193 / 125 / 2285 | 1187 | | | Q / na | 187.60 / 2.83 / ~~185.67~~ | 4.42 / 6.75 | | 240.04 | | | | | | | | | | | | | | |

Clearwater Abst. Little Boy Lake
Longville Abst.
Walker Abst.

# Assessment Roll and Tax List of Real Property in the Town of Wabedo, Cass County, Minnesota, for Taxes for the Year 1947.



Form: 4 CD ALLEN-BATES COMPANY, MINNEAPOLIS

| In Whose Name Assessed | To Whom Transferred | Description of Property: Subdivision | Sec. or Lot | Town or Block | Rng. | Number of Acres of Land (Acres) | 1000s | No. School District | Indicate Homestead Yes or No | Indicate Agricultural Land Yes or No | True and Full Valuations: Land Exclusive of Structures and Improvements (Dollars) | Buildings and Other Structures (Dollars) | Machinery Permanently Attached to Real Estate (Dollars) | Total True and Full Value (Dollars) | Assessed Valuations: Rural: Homestead Up to $4,000 20% (Dollars) | Rural: Over $4,000 and Non-Homestead 33⅓% (Dollars) | All Other: Homestead Up to $4,000 25% (Dollars) | All Other: Over $4,000 and Non-Homestead 40% (Dollars) | Machinery Permanently Attached to Real Estate 33⅓% (Dollars) | Total Assessed Value (Dollars) | Total Assessed Value as Equalized by the Board of Review (Dollars) | Final Equalized Value (Dollars) | Remarks |
|---|---|---|---|---|---|---|---|---|---|---|---|---|---|---|---|---|---|---|---|---|---|---|---|
| Lewis M. + Nina M. Lindon; Clarence Johnson; Thomas + Irene Davis | | 1 ~~NE¼ of NE¼~~ Lot 7 | 22 | 140 | 28 | | | Un | | | | | | | | | | | | | | | |
| | | 2 NW¼ of NE¼ | | | | | | | | | | | | | | | | | | | | | |
| | | 3 SW¼ of NE¼ | | | | | | | | | | | | | | | | | | | | | |
| | | 4 SE¼ of NE¼ | | | | | | | | | | | | | | | | | | | | | |
| Herman P. + Eveleth B. Peschken | | 5 150' of Lot 5 N. of road | | | | 1 | | | | | | | | | | | | | | | | | |
| Lyle H. + Helen Cradduck | | 6 ~~NE¼ of NW¼~~ Lot 1 less 1 ac. to Wabedo Twp. | | | | 31 | | | | | | | | | | | | | | | | | |
| State of Minnesota | | 7 NW¼ of NW¼ | | | | | | | | | | | | | | | | | | | | | |
| | | 8 SW¼ of NW¼ | | | | | | | | | | | | | | | | | | | | | |
| Lyle H. + Helen Cradduck | | 9 ~~SE¼ of NW¼~~ Lot 2 | | | | 33 | | | | | | | | | | | | | | | | | |
| Sigfred + Helen Anderson | | 10 Lot 6 N. of road | | | | 16 | 50 | | | | | | | | | | | | | | | | |
| Ray F. Mace | | 11 ~~NE¼ of SW¼~~ Lot 3 | | | | 39 | | | | | | | | | | | | | | | | | |
| " | | 12 NW¼ of SW¼ | | | | 40 | | | | | | | | | | | | | | | | | |
| Wm. C. + Louise O. Lampman | | 13 SW¼ of SW¼ | | | | 40 | | | | | | | | | | | | | | | | | |
| " " | | 14 ~~SE¼ of SW¼~~ Lot 4 less platted + less 75' of unplatted part | | | | 29 | 38 | | | | | | | | | | | | | | | | |
| B. B. Castle | | 15 75' of Lot 4 | | | | 2 | 27 | | | | | | | | | | | | | | | | |
| Hugo E. + Kathryn H. Miller | | 16 ~~NE¼ of SE¼~~ All N. of road of Lot 5 less 150' | | | | 10 | 50 | | | | | | | | | | | | | | | | |
| Albert H. + Esther N. Verlanty | | 17 ~~NW¼ of SE¼~~ All S. of road of Lot 5 less 1 ac. | | | | 38 | 50 | | | | | | | | | | | | | | | | |
| Wm. C. + Louise O. Lampman | | 18 ~~SW¼ of SE¼~~ 250' x 230' x 173' along lake of Lot 5 | | | | 1 | | | | | | | | | | | | | | | | | |
| Harold Laverne + Hazel Esther Leeper | | 19 ~~SE¼ of SE¼~~ Lot 6 S. of road | | | | 11 | | | | | | | | | | | | | | | | | |
| Wabedo Twp. | | 20 1 ac. of Lot 1 | | | | | | | | | | | | | | | | | | | | | Exempt |
| | | | | | | 293 | 15 | | | | | | | | | | | | | | | | |

Valuations by School Districts as Equalized by Department of Taxation

| Sold for Taxes | District No. Rate ... Mills | District No. Rate ... Mills | District No. Rate ... Mills | District No. Rate ... Mills | District No. Rate ... Mills | District No. Rate ... Mills | Tax including State Homestead ... Mills ($ cts.) | State Tax on Non-Homestead 40 Mills ($ cts.) | Special Taxes ($ cts.) | Total Taxes ($ cts.) | Paid | When Paid (Month Day Year) | Number of Receipt | March Settlement 1945 | June Settlement 1945 | Penalty | November Settlement 1945 | Penalty | Collections to First Monday in January 1949 | Penalty | Delinquent on First Monday in January 1949 | Penalty | Total Delinquent Tax and Penalty | Remarks |
|---|---|---|---|---|---|---|---|---|---|---|---|---|---|---|---|---|---|---|---|---|---|---|---|---|
| | Dollars | Dollars | Dollars | Dollars | Dollars | Dollars | | | | | | | | | | | | | | | | | | |
| 1 Vacated Plat of 188 | | | | | | Agr | 36 82 | 78 | | 37 60 | 1st Half Paid | AUG 10 1946 | 11334 | | | | 1880 | | 1880 | 150 | | | | |
| 2 Clubhouse - Cabins etc. | | | | | | | | | | | 2nd Half Paid | NOV 19 1946 | 12895 | | | | | | | | | | | |
| 3 | | | | | | | | | | | | | | | | | | | | | | | | |
| 4 | | | | | | | | | | | | | | | | | | | | | | | | |
| 5 | 88 | | | | | | 17 22 | 36 | | 17 58 | PAID IN FULL | JUN 10 1948 | 13391 | | 17 58 | | | | | | | | | |
| 6 | | H 168 N.H. 211 | | | | | 79 52 | 86 | | 80 68 | 2nd Half Paid / 1st Half Paid | OCT -2 1946 / MAY 29 1948 | 11635 / 13126 | | 40 34 | | 40 34 | | | | | | | |
| 7 | | | | | | | | | | | | | | | | | | | | | | | | |
| 8 | | | | | | | | | | | | | | | | | | | | | | | | |
| 9 | H 63 | | | | | | 12 32 | | | 12 32 | 2nd Half Paid | OCT -2 1946 | 11632 | | 6 16 | | 6 16 | | | | | | | |
| 10 | 118 | | | | | | 23 08 | 48 | | 23 56 | 1st Half Paid / 2nd Half Paid / 1st Half Paid | MAY 29 1948 / OCT -7 1948 / JUL 12 1949 | 12528 / 13397 / 14118 | | 11 78 | | 11 78 | | 11 78 | | | | | |
| 11 | 128 | | | | | | 25 04 | 52 | | 25 56 | PAID IN FULL | MAY -5 1948 | 12657 | | 39 94 | | | | | | | | | |
| 12 | 72 | | | | | | 14 08 | 30 | | 14 38 | PAID IN FULL | MAY -5 1948 | | | | | | | | | | | | |
| 13 | H 43 | | | | | | 8 42 | | | 8 42 | PAID IN FULL | JUN 22 1948 | 8391 | | 8 42 | | | | | | | | | |
| 14 | | H 174 N.H. 188 | | | | | 76 24 | 76 | | 77 00 | PAID IN FULL | JUN 22 1948 | | | 77 00 | | | | | | | | | |
| 15 | 75 | | | | | | 14 68 | 30 | | 14 98 | PAID IN FULL | MAY 19 1948 | 12812 | | 14 98 | | | | | | | | | |
| 16 | H 72 | | | | | | 14 08 | | | 14 08 | PAID IN FULL | JUN 10 1948 | 13357 | | 14 08 | | | | | | | | | |
| 17 | | H 198 N.H. 146 | | | | | 72 46 | 60 | | 73 06 | 2nd Half Paid / 1st Half Paid | JUL 20 1948 / MAR 17 1949 | 10433 / 13957 | 36 53 | 36 53 | | | | | | | | | |
| 18 | H 7 | H 89 | | | | | 1 36 | | | 1 36 | PAID IN FULL | JUN 22 1948 | 8391 | | 1 36 | | | | | | | | | |
| 19 | | N.H. 71 | | | | | 33 70 | 28 | | 33 98 | PAID IN FULL | JUN 22 1948 | 9002 | | 33 98 | | | | | | | | | |
| 20 | | | | | | | | | | | | | | | | | | | | | | | | |
| | H 195 627 / 481 646 / 666 1245 = 1911 | | | | | a 79 | 180 28 / 263 22 / 39 250 | 4 46 | | 39 696 | | | | | | | | | | | | | | |

# Assessment Roll and Tax List of Real Property in the Town of Wabedo, Cass County, Minnesota, for Taxes for the Year 1947.



Form 4 CD WILLIS-GAYLORD COMPANY, SYRACUSE

| In whose name assessed | To whom transferred | Description of property: Subdivision | Sec. | Town of Range | Rng. | Number of Acres of Land: Acres | Mills | No. School District | Indicate Homestead Tax by a Yes or No | Indicate Agricultural Tax by a Yes or No | True and Full Valuations: Land Exclusive of Structures and Improvements | Buildings and Other Structures | Machinery Permanently Attached to Real Estate | Total True and Full Value | Assessed Valuations: Rural: Homestead Up to $4,000 20% | Rural: Over $4,000 and Non-Homestead 33⅓% | All Other: Homestead Up to $4,000 25% | All Other: Over $4,000 and Non-Homestead 40% | Machinery Permanently Attached to Real Estate 33⅓% | Total Assessed Value | Total Assessed Value as Equalized by the Board of Review | Final Equalized Value |
|---|---|---|---|---|---|---|---|---|---|---|---|---|---|---|---|---|---|---|---|---|---|---|
| | | | | | | | | | | | Dollars | Dollars | Dollars | Dollars | Dollars | Dollars | Dollars | Dollars | Dollars | Dollars | Dollars | Dollars |
| Olson + Olson | | 130'x174'x139'x100' of Lot 5 | 23 | 140 | 28 | | | | | | | | | | | | | | | | | |
| Edward W. + Marjorie Morriss | | 125'x200' of Lot 5 | 23 | " | " | | | | | | | | | | | | | | | | | |
| State of Minnesota | | 1 NE¼ of NE¼ | 23 | 140 | 28 | | | | | | | | | | | | | | | | | |
| State of Minnesota | | 2 NW¼ of NE¼ | | | | | | | | | | | | | | | | | | | | |
| State of Minnesota | | 3 SW¼ of NE¼ | | | | | | | | | | | | | | | | | | | | |
| State of Minnesota | | 4 SE¼ of NE¼ | | | | | | | | | | | | | | | | | | | | |
| Carl R. Johnson | | 5 S½ of N½ of Lot 3 | | | | 10 | | | | | | | | | | | | | | | | |
| ~~Hugh W. Mercer~~ H. Lovell H. Choles | | 6 ~~NE¼ of NW¼~~ Lot 1 | | | | 43 | 75 | | | | | | | | | | | | | | | |
| Nicholas + Jenna Clausen | | 7 ~~NW¼ of NW¼~~ | | | | 1 | | | | | | | | | | | | | | | | |
| David A. Johnson | | 8 ~~SW¼ of NW¼~~ " 2 | | | | 38 | 75 | | | | | | | | | | | | | | | |
| State of Minnesota | | 9 SE¼ of NW¼ | | | | | | | | | | | | | | | | | | | | |
| Frank W. + Theresa Chapin + Dennis W. Chapin | | 10 W½ of Sw¼ (or W½ of Lot 4) less 20' on N. edge | | | | 17 | 47 | | | | | | | | | | | | | | | |
| Chapin + Mr. + Mrs. Theresa Chapin ⅓ | | 11 NE¼ of SW¼ | | | | 16 | 97 | | | | | | | | | | | | | | | |
| C. R. Johnson | | 12 N½ of N½ of Lot 3 | | | | 10 | | | | | | | | | | | | | | | | |
| Ole Muhle | | 13 ~~SE¼ of SW¼~~ E½ of Lot 4 N 20' on N edge of W½ of Lot 4 | | | | 18 | 53 | | | | | | | | | | | | | | | |
| Willette + Bernice F. Maile | | 14 ~~SW¼ of SW¼~~ Lot 5 less 1 ac | | | | 38 | 25 | | | | + less 125'x200' + less E 130'x N 174'x SW 139'x S 100' | | | | | | | | | | | |
| Carl R. Johnson | | 15 N½ of S½ of Lot 3 | | | | 10 | | | | | | | | | | | | | | | | |
| State of Minnesota | | 16 NE¼ of SE¼ | | | | | | | | | | | | | | | | | | | | |
| State of Minnesota | | 17 NW¼ of SE¼ | | | | | | | | | | | | | | | | | | | | |
| Willette + Bernice F. Maile | | 18 SW¼ of SE¼ | | | | 40 | | | | | | | | | | | | | | | | |
| State of Minnesota | | 19 SE¼ of SE¼ | | | | | | | | | | | | | | | | | | | | |
| C. R. Johnson | | 20 S½ of S½ of Lot 3 | | | | 9 | | | | | | | | | | | | | | | | |
| Theodore G. Jensen + Ethel | | part of the N of Lot 4 lying E of the N 410' of Lot 4 + Jo of Co road | | | | | | | | | | | | | | | | | | | | |
| Billie Virginia Hansen | | | | | | 33 | 75 | | | | | | | | | | | | | | | |

Valuations by School Districts as Equalized by Department of Taxation

| Sold for Taxes | District No. Rate ..... Mills | District No. Rate ..... Mills | District No. Rate ..... Mills | District No. Rate ..... Mills | Tax including State Homestead ..... Mills | State Tax on Non-Homestead 4.0 Mills | Special Taxes | Total Taxes | | Paid | When Paid Month Day Year | Number of Receipt | March Settlement 1945 | June Settlement 1948 | Penalty | November Settlement 1948 | Penalty | Collections to First Monday in January 1949 | Penalty | Delinquent on First Monday in January 1949 | Penalty | Total Delinquent Tax and Penalty | Remarks |
|---|---|---|---|---|---|---|---|---|---|---|---|---|---|---|---|---|---|---|---|---|---|---|---|
| | Dollars | Dollars | Dollars | Dollars | Dollars | Dollars | Dollars | Dollars | | | | | | | | | | | | | | | |
| | | | | | | | | | 1 | | | | | | | | | | | | | | |
| | | | | | | | | | 2 | | | | | | | | | | | | | | |
| | | | | | | | | | 3 | | | | | | | | | | | | | | |
| | | | | | | | | | 4 | | | | | | | | | | | | | | |
| | H 48 | | | | 9 38 | | | 9 38 | 5 | PAID IN FULL | JUN 26 1948 | 9080 | | 9 38 | | | | | | | | | |
| | 141 | | | | 27 58 | 58 | | 28 16 | 6 | PAID IN FULL | MAY 28 1948 | 6109 | | 28 16 | | | | | | | | | |
| | | | | | | | | | 7 | | | | | | | | | | | | | | |
| | 125 | | | | 24 46 | 50 | | 24 96 | 8 | PAID IN FULL | JUN 22 1948 | 8388 | | 24 96 | | | | | | | | | |
| | | | | | | | | | 9 | | | | | | | | | | | | | | |
| | H 101 | | | | 19 76 | | | 19 76 | 10 | PAID IN FULL | JUN 26 1948 | 9025 | | 19 76 | | | | | | | | | |
| | | | | | | | | | 11 | | | | | | | | | | | | | | |
| | H 11 | | | | 2 16 | | | 2 16 | 12 | PAID IN FULL | JUN 26 1948 | 9080 | | 2 16 | | | | | | | | | |
| | 172 | H 1217 | | | 33 64 | 70 | | 34 34 | 13 | PAID IN FULL | JUN 10 1948 | 9360 | | 34 34 | | | | | | | | | |
| | | H.W. 705 | | | | | | | | | | | | | | | | | | | | | |
| | | | | | 40 22 | 28 | | 40 50 | 14 | PAID IN FULL | JUN 22 1948 | 10884 | | | | 40 50 | 25 | | | | | | |
| | H 11 | | | | 2 16 | | | 2 16 | 15 | PAID IN FULL | JUN 26 1948 | 9080 | | 2 16 | | | | | | | | | |
| | | | | | | | | | 16 | | | | | | | | | | | | | | |
| | | | | | | | | | 17 | | | | | | | | | | | | | | |
| | H 43 | | | | 8 42 | | | 8 42 | 18 | PAID IN FULL | JUN 22 1948 | 10884 | | | | 8 42 | 17 | | | | | | |
| | | | | | | | | | 19 | | | | | | | | | | | | | | |
| | H 11 | | | | 2 16 | | | 2 16 | 20 | PAID IN FULL | JUN 26 1948 | 9080 | | 2 16 | | | | | | | | | |
| | H 225 | 1217 70 | | | 129 77 | | | 172 00 | | | | | | | | | | | | | | | |
| | 438 | | | | 40 22 | | | | | | | | | | | | | | | | | | |
| | 663 | 191 = 854 | | | 169 94 | 2 06 | | | | | | | | | | | | | | | | | |

Cass County, Minnesota

Walker Pine

Chickamaw Beach

Little Boy Lake

Wabedo Springs

Long Point

# Assessment Roll and Tax List of Real Property in the Town of Wabedo, Cass County, Minnesota, for Taxes for the Year 1947.



Form 4 CD HILLER-DAVIS COMPANY, MINNEAPOLIS

| | IN WHOSE NAME ASSESSED | TO WHOM TRANSFERRED | DESCRIPTION OF PROPERTY: SUBDIVISION | Sec. or Lot | Town. or Block | Rng. | Number of Acres of Land: Acres | Hdths | No. School District | Indicate Homestead Tax or No | Indicate Agricultural Tax or No | TRUE AND FULL VALUATIONS: LAND Exclusive of Structures and Improvements (Dollars) | BUILDINGS and Other Structures (Dollars) | MACHINERY Permanently Attached to Real Estate (Dollars) | TOTAL True and Full Value (Dollars) | ASSESSED VALUATIONS: RURAL: Homestead Up to $4,000 20% (Dollars) | RURAL: Over $4,000 and Non-Homestead 33⅓% (Dollars) | ALL OTHER: Homestead Up to $4,000 25% (Dollars) | ALL OTHER: Over $4,000 and Non-Homestead 40% (Dollars) | MACHINERY Permanently Attached to Real Estate 33⅓% (Dollars) | TOTAL ASSESSED VALUE (Dollars) | Total Assessed Value as Equalized by the Board of Review (Dollars) | FINAL EQUALIZED VALUE (Dollars) |
|---|---|---|---|---|---|---|---|---|---|---|---|---|---|---|---|---|---|---|---|---|---|---|---|
| 1 | State of Minnesota | | ~~NE¼ of NE¼~~ Lot 1 | 24 | 140 | 28 | | | Un | | | | | | | | | | | | | | |
| 2 | State of Minnesota | | ~~NW¼ of NE¼~~ " 2 | | | | | | | | | | | | | | | | | | | | |
| 3 | | | SW¼ of NE¼ | | | | | | | | | | | | | | | | | | | | |
| 4 | | | SE¼ of NE¼ | | | | | | | | | | | | | | | | | | | | |
| 5 | | | | | | | | | | | | | | | | | | | | | | | |
| 6 | State of Minnesota | | ~~NE¼ of NW¼~~ " 4 | | | | | | | | | | | | | | | | | | | | |
| 7 | State of Minnesota | | NW¼ of NW¼ | | | | | | | | | | | | | | | | | | | | |
| 8 | State of Minnesota | | SW¼ of NW¼ | | | | | | | | | | | | | | | | | | | | |
| 9 | State of Minnesota | | ~~SE¼ of NW¼~~ " 3 | | | | | | | | | | | | | | | | | | | | |
| 10 | | | | | | | | | | | | | | | | | | | | | | | |
| 11 | State of Minnesota | | NE¼ of SW¼ | | | | | | | | | | | | | | | | | | | | |
| 12 | State of Minnesota | | NW¼ of SW¼ | | | | | | | | | | | | | | | | | | | | |
| 13 | State of Minnesota | | SW¼ of SW¼ | | | | | | | | | | | | | | | | | | | | |
| 14 | State of Minnesota | | SE¼ of SW¼ | | | | | | | | | | | | | | | | | | | | |
| 15 | | | | | | | | | | | | | | | | | | | | | | | |
| 16 | State of Minnesota | | ~~NE¼ of SE¼~~ " 5 | | | | | | | | | | | | | | | | | | | | |
| 17 | State of Minnesota | | NW¼ of SE¼ | | | | | | | | | | | | | | | | | | | | |
| 18 | State of Minnesota | | SW¼ of SE¼ | | | | | | | | | | | | | | | | | | | | |
| 19 | State of Minnesota | | SE¼ of SE¼ | | | | | | | | | | | | | | | | | | | | |
| 20 | | | | | | | | | | | | | | | | | | | | | | | |

| | SOLD FOR TAXES | VALUATIONS BY SCHOOL DISTRICTS AS EQUALIZED BY DEPARTMENT OF TAXATION: District No.... Rate .... Mills (Dollars) | District No.... Rate.... Mills (Dollars) | District No.... Rate.... Mills (Dollars) | District No.... Rate.... Mills (Dollars) | District No.... Rate.... Mills (Dollars) | District No.... Rate.... Mills (Dollar) | Tax including State Homestead .....Mills ($ cts.) | State Tax on Non-Homestead .....Mills ($ cts.) | SPECIAL TAXES ($ cts.) | TOTAL TAXES ($ cts.) | | PAID | WHEN PAID: Month | Day | Year | Number of Receipt | March Settlement 1948 ($ cts.) | June Settlement 1948 ($ cts.) | Penalty ($ cts.) | November Settlement 1948 ($ cts.) | Penalty ($ cts.) | Collections to First Monday in January 1949 ($ cts.) | Penalty ($ cts.) | Delinquent on First Monday in January 1949 ($ cts.) | Total Delinquent Tax and Penalty ($ cts.) | REMARKS |
|---|---|---|---|---|---|---|---|---|---|---|---|---|---|---|---|---|---|---|---|---|---|---|---|---|---|---|
| 1 | | | | | | | | | | | | 1 | | | | | | | | | | | | | | |
| 2 | | | | | | | | | | | | 2 | | | | | | | | | | | | | | |
| 3 | | | | | | | | | | | | 3 | | | | | | | | | | | | | | |
| 4 | | | | | | | | | | | | 4 | | | | | | | | | | | | | | |
| 5 | | | | | | | | | | | | 5 | | | | | | | | | | | | | | |
| 6 | | | | | | | | | | | | 6 | | | | | | | | | | | | | | |
| 7 | | | | | | | | | | | | 7 | | | | | | | | | | | | | | |
| 8 | | | | | | | | | | | | 8 | | | | | | | | | | | | | | |
| 9 | | | | | | | | | | | | 9 | | | | | | | | | | | | | | |
| 10 | | | | | | | | | | | | 10 | | | | | | | | | | | | | | |
| 11 | | | | | | | | | | | | 11 | | | | | | | | | | | | | | |
| 12 | | | | | | | | | | | | 12 | | | | | | | | | | | | | | |
| 13 | | | | | | | | | | | | 13 | | | | | | | | | | | | | | |
| 14 | | | | | | | | | | | | 14 | | | | | | | | | | | | | | |
| 15 | | | | | | | | | | | | 15 | | | | | | | | | | | | | | |
| 16 | | | | | | | | | | | | 16 | | | | | | | | | | | | | | |
| 17 | | | | | | | | | | | | 17 | | | | | | | | | | | | | | |
| 18 | | | | | | | | | | | | 18 | | | | | | | | | | | | | | |
| 19 | | | | | | | | | | | | 19 | | | | | | | | | | | | | | |
| 20 | | | | | | | | | | | | 20 | | | | | | | | | | | | | | |

Assessment Roll and Tax List of Real Property in the Town of Wabedo, Cass County, Minnesota, for Taxes for the Year 1947.



FORM 4 CD WILLEY-DAVIS COMPANY, MINNEAPOLIS

| | | DESCRIPTION OF PROPERTY | | | | | | | TRUE AND FULL VALUATIONS | | | | ASSESSED VALUATIONS | | | | | | | |
|---|---|---|---|---|---|---|---|---|---|---|---|---|---|---|---|---|---|---|---|---|
| IN WHOSE NAME ASSESSED | TO WHOM TRANSFERRED | | SUBDIVISION | Sec. or Lot | Town or Block | Rng. | Number of Acres of Land (Acres / 100ths) | No. School District | LAND Exclusive of Structures and Improvements | BUILDINGS and Other Structures | MACHINERY Permanently Attached to Real Estate | TOTAL True and Full Value | RURAL: Homestead Up to $4,000 20% | RURAL: Over $4,000 and Non-Homestead 33⅓% | ALL OTHER: Homestead Up to $4,000 25% | ALL OTHER: Over $4,000 and Non-Homestead 40% | MACHINERY Permanently Attached to Real Estate 33⅓% | TOTAL ASSESSED VALUE | Total Assessed Value as Equalized by the Board of Review | FINAL EQUALIZED VALUE |
| | | | | | | | | | Dollars | Dollars | Dollars | Dollars | Dollars | Dollars | Dollars | Dollars | Dollars | Dollars | Dollars | Dollars |
| State of Minnesota | | 1 | ~~NE¼ of NE¼~~ Lot 1 | 25 | 140 | 28 | 40 | Un | | | | | | | | | | | | |
| State of Minnesota | | 2 | NW¼ of NE¼ | | | | | | | | | | | | | | | | | |
| State of Minnesota | | 3 | SW¼ of NE¼ | | | | | | | | | | | | | | | | | |
| | | 4 | SE¼ of NE¼ | | | | | | | | | | | | | | | | | |
| | | 5 | | | | | | | | | | | | | | | | | | |
| State of Minnesota | | 6 | NE¼ of NW¼ | | | | | | | | | | | | | | | | | |
| State of Minnesota | | 7 | NW¼ of NW¼ | | | | | | | | | | | | | | | | | |
| State of Minnesota | | 8 | SW¼ of NW¼ | | | | | | | | | | | | | | | | | |
| State of Minnesota | | 9 | SE¼ of NW¼ | | | | | | | | | | | | | | | | | |
| | | 10 | | | | | | | | | | | | | | | | | | |
| State of Minnesota | | 11 | NE¼ of SW¼ | | | | | | | | | | | | | | | | | |
| Marion + Myrtle Lott | | 12 | NW¼ of SW¼ | | | | 40 | | | | | | | | | | | | | |
| " " | | 13 | SW¼ of SW¼ | | | | 40 | | | | | | | | | | | | | |
| August Gordon | | 14 | SE¼ of SW¼ | | | | 40 | | | | | | | | | | | | | |
| | | 15 | | | | | | | | | | | | | | | | | | |
| State of Minnesota | | 16 | ~~NE¼ of SE¼~~ " 2 | | | | | | | | | | | | | | | | | |
| J. E. Olsop | | 17 | NW¼ of SE¼ | | | | 40 | | | | | | | | | | | | | |
| " | | 18 | SW¼ of SE¼ | | | | 40 | | | | | | | | | | | | | |
| | | 19 | SE¼ of SE¼ | | | | | | | | | | | | | | | | | |
| | | 20 | | | | | | | | | | | | | | | | | | |

| | SOLD FOR TAXES | VALUATIONS BY SCHOOL DISTRICTS AS EQUALIZED BY DEPARTMENT OF TAXATION: District No. Rate ..... Mills | Rate | Rate | Rate | Rate | Tax including State Homestead ..... Mills | State Tax on Non-Homestead 4.87 Mills | SPECIAL TAXES | TOTAL TAXES | | PAID | WHEN PAID (Month Day Year) | Number of Receipt | March Settlement 1948 | June Settlement 1948 | Penalty | November Settlement 1948 | Penalty | Collections to First Monday in January 1949 | Penalty | Delinquent on First Monday in January 1949 | Penalty | Total Delinquent Tax and Penalty | REMARKS |
|---|---|---|---|---|---|---|---|---|---|---|---|---|---|---|---|---|---|---|---|---|---|---|---|---|---|
| | | Dollars | Dollars | Dollars | Dollars | Dollars | $ cts. | $ cts. | $ cts. | $ cts. | | | | | $ cts. | $ cts. | $ cts. | $ cts. | $ cts. | $ cts. | $ cts. | $ cts. | $ cts. | $ cts. | |
| 1 | | | | | | | | | | | 1 | | | | | | | | | | | | | | |
| 2 | | | | | | | | | | | 2 | | | | | | | | | | | | | | |
| 3 | | | | | | | | | | | 3 | | | | | | | | | | | | | | |
| 4 | | | | | | | | | | | 4 | | | | | | | | | | | | | | |
| 5 | | | | | | | | | | | 5 | | | | | | | | | | | | | | |
| 6 | | | | | | | | | | | 6 | | | | | | | | | | | | | | |
| 7 | | | | | | | | | | | 7 | | | | | | | | | | | | | | |
| 8 | | | | | | | | | | | 8 | | | | | | | | | | | | | | |
| 9 | | | | | | | | | | | 9 | | | | | | | | | | | | | | |
| 10 | | | | | | | | | | | 10 | | | | | | | | | | | | | | |
| 11 | | | | | | | | | | | 11 | | | | | | | | | | | | | | |
| 12 | | H 85 | | | | | 16 62 | | | 16 62 | 12 | PAID IN FULL JUN 19 1948 | | 10646 | | 22 88 | | | | | | | | | |
| 13 | | H 37 | | | | | 6 26 | | | 6 26 | 13 | PAID IN FULL JUL 19 1948 | | | | | | | | | | | | | |
| 14 | SOLD FOR TAXES | 72 | | | | | 14 08 | 30 | | 14 38 | 14 | PAID IN FULL JUN 29 1948 | | 9698 | | 14 38 | | | | | | | | | |
| 15 | | | | | | | | | | | 15 | | | | | | | | | | | | | | |
| 16 | | | | | | | | | | | 16 | | | | | | | | | | | | | | |
| 17 | | H 43 | | | | | 8 42 | | | 8 42 | 17 | PAID IN FULL JUN 23 1948 | | | | | | | | | | | | | |
| 18 | | H 67 | | | | | 13 10 | | | 13 10 | 18 | PAID IN FULL JUN 23 1948 | | 9214 | | 21 52 | | | | | | | | | |
| 19 | | | | | | | | | | | 19 | | | | | | | | | | | | | | |
| 20 | | | | | | | | | | | 20 | | | | | | | | | | | | | | |
| | | H 527 | | | | | 58 48 | 30 | | 58 76 | | | | | | | | | | | | | | | |
| | | 72 | | | | | | | | | | | | | | | | | | | | | | | |
| | | 299 | | | | | | | | | | | | | | | | | | | | | | | |

Wabedo Twp
Chippewa Adm
Little Boy Lake
Wabedo Spruce
Long Pond
Wabedo 5

# Assessment Roll and Tax List of Real Property in the Town of Wabedo, Cass County, Minnesota, for Taxes for the Year 1947



Form 4 CD

| In whose name assessed | To whom transferred | Description of property: Subdivision | Sec. or Lot | Town or Block | Rng. | Number of Acres of Land (Acres) | (100ths) | No. School District | Indicates Basis used in No. | Indicates Basis used in Va. | True and Full Valuations: Land Exclusive of Structures and Improvements (Dollars) | Buildings and Other Structures (Dollars) | Machinery Permanently Attached to Real Estate (Dollars) | Total True and Full Value (Dollars) | Assessed Valuations: Rural: Homestead Up to $4,000 20% (Dollars) | Rural: Over $4,000 and Non-Homestead 33⅓% (Dollars) | All Other: Homestead Up to $4,000 25% (Dollars) | All Other: Over $4,000 and Non-Homestead 40% (Dollars) | Machinery Permanently Attached to Real Estate 33⅓% (Dollars) | Total Assessed Value (Dollars) | Total Assessed Value as Equalized by the Board of Review (Dollars) | Final Equalized Value (Dollars) |
|---|---|---|---|---|---|---|---|---|---|---|---|---|---|---|---|---|---|---|---|---|---|---|
| State of Minnesota | | 1 NE¼ of NE¼ | 26 | 140 | 28 | | Un | | | | | | | | | | | | | | | |
| James C. March | | 2 ~~NW¼ of NE¼~~ W½ of NE¼ lying No. of Co. Rd. | | | | 40 | | | | | | 200 added | | | | | | | | | | |
| ~~Homer F. Pickering~~ | Glennel Miller | 3 ~~SW¼ of NE¼~~ W½ of NE¼ lying S. of Co. Rd. | | | | 40 | | | | | | | | | | | | | | | | |
| State of Minnesota | | 4 SE¼ of NE¼ | | | | | | | | | | | | | | | | | | | | |
| C. H. & Tillie Brown | | 5 Lot 1 | | | | 20 | | | | | | | | | | | | | | | | |
| ~~J. F. Beckman~~ | Nels & Frances Gilmore | 6 ~~NE¼ of NW¼~~ Lot 2 | | | | 28.70 | | | | | | | | | | | | | | | | |
| | | 7 NW¼ of NW¼ | | | | | | | | | | | | | | | | | | | | |
| Walter S. C. Becker | | 8 ~~SW¼ of NW¼~~ " 4 | | | | 20.40 | | | | | | | | | | | | | | | | |
| " | | 9 ~~SE¼ of NW¼~~ " 3 less 5 acs. | | | | 32.90 | | | | | | | | | | | | | | | | |
| R. W. Moser | | 10 About 5 acs. of Lot 3 | | | | 5 | | | | | | | | | | | | | | | | |
| State of Minnesota | | 11 ~~NE¼ of SW¼~~ Lot 5 | | | | | | | | | | | | | | | | | | | | |
| | | 12 ~~NW¼ of SW¼~~ | | | | | | | | | | | | | | | | | | | | |
| Bessie L. Stafford | | 13 ~~SW¼ of SW¼~~ " 6 | | | | 42.80 | | | | | | | | | | | | | | | | |
| | | 14 ~~SE¼ of SW¼~~ | | | | | | | | | | | | | | | | | | | | |
| | | 15 | | | | | | | | | | | | | | | | | | | | |
| Walter S. C. Becker | | 16 NE¼ of SE¼ | | | | 39.70 | | | | | | | | | | | | | | | | |
| " | | 17 NW¼ of SE¼ | | | | 40 | | | | | | | | | | | | | | | | |
| State of Minnesota | | 18 SW¼ of SE¼ | | | | | | | | | | | | | | | | | | | | |
| State of Minnesota | | 19 SE¼ of SE¼ | | | | | | | | | | | | | | | | | | | | |
| | | 20 | | | | | | | | | | | | | | | | | | | | |
| | | | | | | 3947 | | | | | | | | | | | | | | | | |

Valuations by school districts as equalized by department of taxation

| | Sold for taxes | District No. ..... Rate ..... Mills (Dollars) | District No. ..... Rate ..... Mills (Dollars) | District No. ..... Rate ..... Mills (Dollars) | District No. ..... Rate ..... Mills (Dollars) | District No. ..... Rate ..... Mills (Dollars) | Tax including State Homestead ..... Mills ($ cts.) | State Tax on Non-Homestead 46.7 Mills ($ cts.) | Special Taxes ($ cts.) | Total Taxes ($ cts.) | | Paid | When Paid (Month Day Year) | Number of Receipt | March Settlement 1948 ($ cts.) | June Settlement 1948 ($ cts.) | Penalty ($ cts.) | November Settlement 1948 ($ cts.) | Penalty ($ cts.) | Collections to First Monday in January 1949 ($ cts.) | Penalty ($ cts.) | Delinquent on First Monday in January 1949 ($ cts.) | Total Delinquent Tax and Penalty ($ cts.) | Remarks |
|---|---|---|---|---|---|---|---|---|---|---|---|---|---|---|---|---|---|---|---|---|---|---|---|---|
| 1 | | | | | | | | | | | 1 | | | | | | | | | | | | | |
| 2 | | H 83 | | | | | 1624 | | | 1624 | 2 | PAID IN FULL | OCT 19 1948 | 1745 | | | | 1624 | 57 | | | | | |
| 3 | SOLD FOR TAXES | 72 | | | | | 1408 | 30 | | 1438 | 3 | PAID IN FULL | SEP - 8 1948 | 1510 | | | | 1438 | 43 | | | | | |
| 4 | | | | | | | | | | | 4 | | | | | | | | | | | | | |
| 5 | | 53 | | | | | 1036 | 22 | | 1058 | 5 | PAID IN FULL | JUN 25 1948 | 9251 | | 1058 | | | | | | | | |
| 6 | | H 111 | | | | | 2172 | | | 2172 | 6 | PAID IN FULL | MAY 17 1948 | 5290 | | 2172 | | | | | | | | |
| 7 | | | | | | | | | | | 7 | | | | | | | | | | | | | |
| 8 | | 80 | | | | | 1564 | 32 | | 1596 | 8 | PAID IN FULL | MAY 22 1948 | 5910 | | | | | | | | | | |
| 9 | | 87 | | | | | 1702 | 36 | | 1738 | 9 | PAID IN FULL | MAY 22 1948 | | | 3334 | | | | | | | | |
| 10 | | 20 | | | | | 392 | 08 | | 400 | 10 | PAID IN FULL | AUG 10 1948 | 11133 | | | | 400 | 10 | | | | | |
| 11 | | | | | | | | | | | 11 | | | | | | | | | | | | | |
| 12 | | | | | | | | | | | 12 | | | | | | | | | | | | | |
| 13 | | 176 | | | | | 3442 | 72 | | 3514 | 13 | 1st Half Paid<br>2nd Half Paid | MAR 12 1948<br>OCT 30 1948 | 3274<br>12208 | 1757 | | | 1757 | | | | | | |
| 14 | | | | | | | | | | | 14 | | | | | | | | | | | | | |
| 15 | | | | | | | | | | | 15 | | | | | | | | | | | | | |
| 16 | | 72 | | | | | 1408 | 30 | | 1438 | 16 | PAID IN FULL | MAY 22 1948 | 5911 | | 2876 | | | | | | | | |
| 17 | | 72 | | | | | 1408 | 30 | | 1438 | 17 | PAID IN FULL | MAY 22 1948 | | | | | | | | | | | |
| 18 | | | | | | | | | | | 18 | | | | | | | | | | | | | |
| 19 | | | | | | | | | | | 19 | | | | | | | | | | | | | |
| 20 | | | | | | | | | | | 20 | | | | | | | | | | | | | |
| | | H 194<br>63<br>826 | | | | | 16152 | 260 | | 16412 | | | | | | | | | | | | | | |
| | | | | | | | 16412 | 260 | | | | | | | | | | | | | | | | |

Form 4 CD Miller-Davis Company, Minneapolis

1948 Book — put in new descriptions

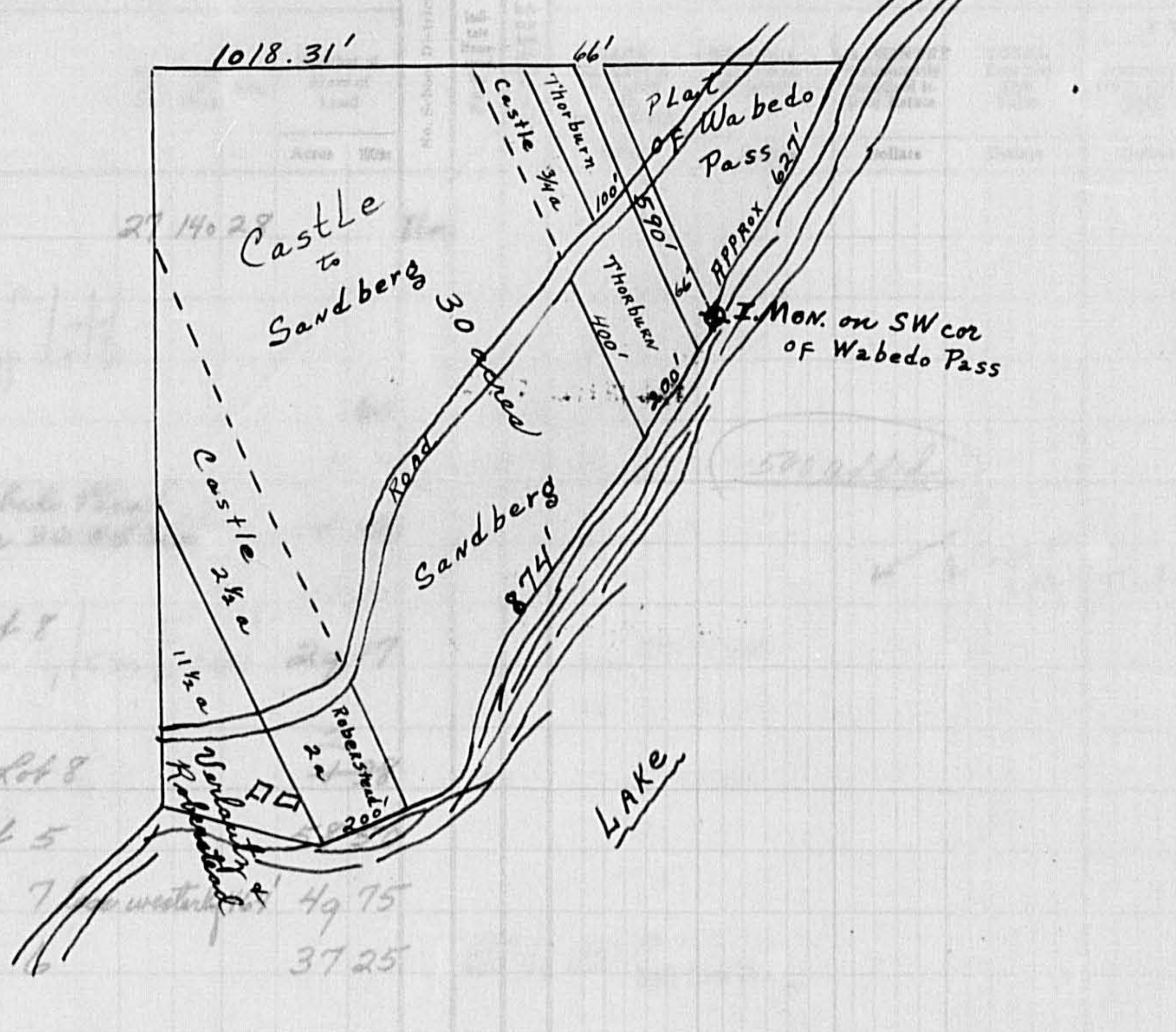


Govt. Lot 8
27 - 140 - 28

| Line | In Whose Name Assessed | Description | Sold for Taxes | Valuation District Un (Rate 195.47 Mills) | Valuation District Un (Rate 210.67 Mills) | Tax including State Homestead | State Tax on Non-Homestead (4.07 Mills) | Total Taxes | Paid | When Paid | Number of Receipt | March Settlement 1948 | June Settlement 1948 | November Settlement 1948 | Penalty | Collections to First Monday in January 1949 | Penalty |
|---|---|---|---|---|---|---|---|---|---|---|---|---|---|---|---|---|---|
| 1 | | NE¼ of NE¼ 27 140 28 | | | | | | | | | | | | | | | |
| 2 | | NW¼ of NE¼ | | | | | | | | | | | | | | | |
| 3 | Lloyd M. & Rose Thorburn | | | | | | | | | | | | | | | | |
| 4 | Earl Crommett | ~~Govt Lot 2~~ | | 8 | | 1 56 | 04 | 1 60 | PAID IN FULL | MAY 28 1948 | 5708 | | 1 60 | | | | |
| 5 | Halvor Roberstad | Part Lot | | 25 / ~~125~~ | | 4 90 / ~~24 46~~ | 10 / ~~50~~ | 5 00 / ~~24 96~~ | PAID IN FULL | JUN 1 1948 | 6610 | | 5 00 | | | | |
| 6 | Bim Castle | Lot 8 less plat of Wabedo Pass | | 5 | | 98 | 02 | 1 00 | PAID IN FULL | MAY 19 1948 | 5212 | | 1 00 | | | | |
| 7 | Verlautz & Roberstad | Part of Lot 8 | | 200 / ~~100~~ | | 39 12 / ~~19 56~~ | 80 / ~~40~~ | 39 92 / ~~19 96~~ | PAID IN FULL | JUN 1 1948 | 6611 | | 39 92 | | | | |
| 8 | Clarence E. & Iva H. Sandberg | Part 266' x 874' of Lot 8 | | 116 | | 22 70 | 48 | 23 18 | 2nd Half Paid / 1st Half Paid | NOV 19 1948 / JUL 12 1948 | 12897 / 10128 | | 11 59 | | | 11 59 | 93 |
| 9 | | SE¼ of NW¼ | | | | | | | | | | | | | | | |
| 10 | Lloyd M. & Rose Thorburn | 38 acs of Lot 8 | | H 82 | | 16 04 | | 16 04 | PAID IN FULL | JUN 8 1948 | 6960 | | 16 04 | | | | |
| 11 | Alexander R. Vitol, Jr. | Lot 5 | | 232 | | 45 38 | 94 | 46 32 | PAID IN FULL | SEP 1 1948 | 11324 | | | 46 32 | 1 16 | | |
| 12 | C. L. Nelson & W. F. Wieland | 7 westerly 49.75 | | | H 189 / N.H. 95 | 59 82 | 38 | 60 20 | PAID IN FULL | AUG 24 1948 | 11209 | | | 60 20 | 1 51 | | |
| 13 | ~~State of Minnesota~~ (Cont. to G. R. McClintick) / G. R. & A. A. McClintock | 6 37.25 | SOLD FOR TAXES | 72 | | 14 08 | 30 | 14 38 | PAID IN FULL | JAN 15 1948 | 271 | 14 38 | | | | | |
| 14 | | SE¼ of SW¼ | | | | | | | | | | | | | | | |
| 15 | Coleman B. Austin | Westerly 464' of Lot 7 | ~~[illegible]~~ | | H 40 | 8 42 | | 8 42 | PAID IN FULL | SEP 2 1948 | 11352 | | | 8 42 | 25 | | |
| 16 | | NE¼ of SE¼ | | | | | | | | | | | | | | | |
| 17 | Charles B. & Mary Garst | NW¼ of SE¼ | | | | | | | | | | | | | | | |
| 18 | ~~Frank Rawlins~~ & Chas. B. Garst | Lot 4 27 44.67 acs. | SOLD FOR TAXES | 89 | | 17 42 | 36 | 17 78 | PAID IN FULL | JUN 11 1948 | 7808 | | 17 78 | | | | |
| 19 | Theodore Hill | 3 1 | | 8 | | 1 56 | 04 | 1 60 | 2nd Half Paid / 1st Half Paid | OCT 29 1948 / JUL 21 1948 | 12574 / 11254 | | 80 | 80 | | | |
| 20 | Harvey Altmann | Part of Lot 8 | | | | | | | | | | | | | | | |
| | | 220.65 | | H 82 / 755 / 837 | 229 / 95 / 324 : 1161 | a. 163 74 / na. 68 24 / 231 98 | 346 | 235 44 | | | | | | | | | |

Wabedo Pass | Clubhouse Add'n Little Boy Lake | Wabedo Springs | Iowa Point | Mander's Add'n





Assessment Roll and ~~Tax~~ List of Real Property in the ..... Town ....., Cass County, Minnesota, for Taxes for the Year 1947.



Form 4 CD

| In Whose Name Assessed | To Whom Transferred | Description of Property: Subdivision | Sec. or Lot | Town or Block | Rng. | Number of Acres of Land (Acres) | (Hdths) | No. School District | Indicate Homestead Tax or No. | Indicate Non-Homestead Tax or No. | True and Full Valuations: Land Exclusive of Structures and Improvements (Dollars) | Buildings and Other Structures (Dollars) | Machinery Permanently Attached to Real Estate (Dollars) | Total Type and Full Value (Dollars) | Assessed Valuations: Rural: Homestead Up to $4,000 20% (Dollars) | Rural: Over $4,000 and Non-Homestead 33⅓% (Dollars) | All Other: Homestead Up to $4,000 25% (Dollars) | All Other: Over $4,000 and Non-Homestead 40% (Dollars) | Machinery Permanently Attached to Real Estate 33⅓% (Dollars) | Total Assessed Value | Total Assessed Value as Equalized by the Board of Review (Dollars) | Final Equalized Value (Dollars) |
|---|---|---|---|---|---|---|---|---|---|---|---|---|---|---|---|---|---|---|---|---|---|---|
| | | 1 NE¼ of NE¼ | | | | 27 | 14.28 | | | | | | | | | | | | | | | |
| | | 2 NW¼ of NE¼ | | | | | | | | | | | | | | | | | | | | |
| Lloyd M. + Rose Thorburn | | 3 ~~SW¼ of NE¼~~ | | | | | | | | | | | | | | | | | | | | |
| Earl Crommett | | 4 ~~Govt Lot 2~~ | | | | 60 | | | | | | | | | | | | | | | | |
| Hilma Roberstad | | 5 Part of Lot 8 | | | | | | | | | | | | | | | | | | | | |
| Bim Castle | | 6 Lot 8 less plat of Walsh's Pass + ~~NE¼ of NW¼~~ less 30.55 acs. | | | | 15 | 50 | | | | | | | | | | | | | | | |
| Delaney + Roberstad | | 7 ~~NW¼ of NW¼~~ | | | | | | | | | | | | | | | | | | | | |
| Clarence E. + Iva H. Sandberg | | 8 ~~SW¼ of NW¼~~ Part 266' x 874' of Lot 8 less E 360' | | | | 29 | 17 | | | | | | | | | | | | | | | |
| | | 9 SE¼ of NW¼ | | | | | | | | | | | | | | | | | | | | |
| Lloyd M. + Rose Thorburn | | 10 ~~1.38~~ acs. of Lot 8 | | | | ~~1.38~~ | | | | | | | | | | | | | | | | |
| Allpander K. Vitel, Jr. | | 11 ~~NE¼ of SW¼~~ Lot 5 | | | | 58 | 50 | | | | | | | | | | | | | | | |
| C. L. Nelson + W. F. Wieland | | 12 ~~NW¼ of SW¼~~ " 7 less westerly 464' | | | | 49 | 75 | | | | | | | | | | | | | | | |
| State of Minnesota (Cont to H. R. McClintock) | | 13 ~~SW¼ of SW¼~~ " 6 | | | | 37 | 25 | | | | | | | | | | | | | | | |
| | | 14 SE¼ of SW¼ | | | | | | | | | | | | | | | | | | | | |
| Coleman B. Austin | | 15 Westerly 464' of Lot 7 | | | | ? | | | | | | | | | | | | | | | | |
| | | 16 NE¼ of SE¼ | | | | | | | | | | | | | | | | | | | | |
| | | 17 NW¼ of SE¼ | | | | | | | | | | | | | | | | | | | | |
| ~~Leank Hawkins + Chas B. Hart~~ | | 18 ~~SW¼ of SE¼~~ Lot 4 | | | | 27 | 50 | | | | | | | | | | | | | | | |
| Theodore Hill | | 19 ~~SE¼ of SE¼~~ " 3 | | | | 1 | | | | | | | | | | | | | | | | |
| Norris Altmann | | 20 Part of Lot 8 | | | | 2.09 | | | | | | | | | | | | | | | | |
| | | | | | | 22065 | | | | | | | | | | | | | | | | |

Lloyd M. + Rose Thorburn — E 360' of Part of Lot 8

Conveyed

Lot 8 — Lot 7 — Lot 6 — Lot 5 — Lot 4 — Lot 3 — Lot 2 — Lot 1 — Lot 10 — Lot 9 —

# Assessment Roll and Tax List of Real Property in the Town of Wabedo, Cass County, Minnesota, for Taxes for the Year 1947.



Form 4 CD. 01-1-20-5-6 COMPANY, MINNEAPOLIS

| | In whose name assessed | To whom transferred | Description of property: Subdivision | Sec. or Lot | Town or Block | Rng. | Number of Acres of Land: Acres | 100ths | Non-School District | Indicate Homestead Exemption | Indicate exemption additional Tax or Sale | True and Full Valuations: Land Exclusive of Structures and Improvements (Dollars) | Buildings and Other Structures (Dollars) | Machinery Permanently Attached to Real Estate (Dollars) | Total True and Full Value (Dollars) | Assessed Valuations: Rural: Homestead Up to $4,000 20% (Dollars) | Rural: Over $4,000 and Non-Homestead 33⅓% (Dollars) | All Other: Homestead Up to $4,000 25% (Dollars) | All Other: Over $4,000 and Non-Homestead 40% (Dollars) | All Other: Machinery Permanently Attached to Real Estate 33⅓% (Dollars) | Total Assessed Value (Dollars) | Total Assessed Value as Equalized by the Board of Review (Dollars) | Final Equalized Value (Dollars) |
|---|---|---|---|---|---|---|---|---|---|---|---|---|---|---|---|---|---|---|---|---|---|---|---|
| 1 | Wm. C. & Louise A. Lampman | | NE¼ of NE¼ | 28 | 141 | 28 | 40 | | Un | | | | | | | | | | | | | | |
| 2 | State of Minnesota | | NW¼ of NE¼ | | | | | | | | | | | | | | | | | | | | |
| 3 | G. A. Lincoln | | ~~SW¼ of NE¼~~ Lot | 4 | | | 52 | 50 | | | | | | | | | | | | | | | |
| 4 | Geo. & Stella Lincoln | | ~~SE¼ of NE¼~~ " | 3 | | | 29 | 25 | | | | | | | | | | | | | | | |
| 5 | | | | | | | | | | | | | | | | | | | | | | | |
| 6 | B. E. Holman | | ~~NE¼ of NW¼~~ " | 1 | | | 37 | | | | | | | | | | | | | | | | |
| 7 | " | | ~~NW¼ of NW¼~~ " | 2 | | | 39 | 50 | | | | | | | | | | | | | | | |
| 8 | " | | SW¼ of NW¼ | | | | 40 | | | | | | | | | | | | | | | | |
| 9 | " | | SE¼ of NW¼ | | | | 40 | | | | | | | | | | | | | | | | |
| 10 | | | | | | | | | | | | | | | | | | | | | | | |
| 11 | G. A. Lincoln | | ~~NE¼ of SW¼~~ " | 5 | | | 40 | 50 | | | | | | | | | | | | | | | |
| 12 | State of Minnesota | | NW¼ of SW¼ | | | | | | | | | | | | | | | | | | | | |
| 13 | Elmer B. & Mildred M. Goers | | ~~SW¼ of SW¼~~ " | 6 | | | 34 | 50 | | | | | | | | | | | | | | | |
| 14 | | | SE¼ of SW¼ | | | | | | | | | | | | | | | | | | | | |
| 15 | | | | | | | | | | | | | | | | | | | | | | | |
| 16 | Geo. & Stella Lincoln | | ~~NE¼ of SE¼~~ " | 7 | | | 41 | 25 | | | | | | | | | | | | | | | |
| 17 | | | NW¼ of SE¼ | | | | | | | | | | | | | | | | | | | | |
| 18 | | | SW¼ of SE¼ | | | | | | | | | | | | | | | | | | | | |
| 19 | | | SE¼ of SE¼ | | | | | | | | | | | | | | | | | | | | |
| 20 | | | | | | | | | | | | | | | | | | | | | | | |
| | | | | | | | 394 | 50 | | | | | | | | | | | | | | | |

Valuations by School Districts as Equalized by Department of Taxation: District No. ..... Rate ..... Mills; District No. ..... Rate ..... Mills; District No. ..... Rate ..... Mills; District No. ..... Rate ..... Mills; District No. ..... Rate ..... Mills

| | Sold for Taxes (Dollars) | Tax (Dollars) | Tax including State Homestead ..... Mills (Dollars, cts.) | State Tax on Non-Homestead 4.07 ..... Mills ($, cts.) | Special Taxes ($, cts.) | Total Taxes ($, cts.) | Paid | When Paid: Month | Day | Year | Number of Receipt | March Settlement 1948 ($, cts.) | June Settlement 1948 ($, cts.) | Penalty ($, cts.) | November Settlement 1948 ($, cts.) | Penalty ($, cts.) | Collections to First Monday in January 1949 ($, cts.) | Penalty ($, cts.) | Delinquent on First Monday in January 1949 ($, cts.) | Total Delinquent Tax and Penalty ($, cts.) | Remarks |
|---|---|---|---|---|---|---|---|---|---|---|---|---|---|---|---|---|---|---|---|---|---|
| 1 | | 72 | 1408 | 30 | | 1438 | 1 PAID IN FULL | JUN | 22 | 1948 | 8391 | | 1438 | | | | | | | | |
| 2 | | | | | | | 2 | | | | | | | | | | | | | | |
| 3 | | 208 | 4068 | 84 | | 4152 | 3 PAID IN FULL | JAN | 24 | 1948 | 452 | 6470 | | | | | | | | | |
| 4 | | 116 | 2270 | 48 | | 2318 | 4 PAID IN FULL | JAN | 24 | 1948 | | | | | | | | | | | |
| 5 | | | | | | | 5 | | | | | | | | | | | | | | |
| 6 | | 104 | 2034 | 42 | | 2076 | 6 PAID IN FULL | JUN | 10 | 1948 | | | | | | | | | | | |
| 7 | | 104 | 2034 | 42 | | 2076 | 7 PAID IN FULL | JUN | 10 | 1948 | 1314 | | 7028 | | | | | | | | |
| 8 | | 72 | 1408 | 30 | | 1438 | 8 PAID IN FULL | JUN | 10 | 1948 | | | | | | | | | | | |
| 9 | | 72 | 1408 | 30 | | 1438 | 9 PAID IN FULL | JUN | 10 | 1948 | | | | | | | | | | | |
| 10 | | | | | | | 10 | | | | | | | | | | | | | | |
| 11 | | 160 | 3130 | 66 | | 3196 | 11 PAID IN FULL | JAN | 24 | 1948 | 452 | 3196 | | | | | | | | | |
| 12 | | | | | | | 12 | | | | | | | | | | | | | | |
| 13 | | 160 | 3130 | 66 | | 3196 | 13 PAID IN FULL | JUN | 22 | 1948 | 8392 | | 3196 | | | | | | | | |
| 14 | | | | | | | 14 | | | | | | | | | | | | | | |
| 15 | | | | | | | 15 | | | | | | | | | | | | | | |
| 16 | | 131 | 2562 | 54 | | 2616 | 16 PAID IN FULL | JAN | 24 | 1948 | 452 | 2616 | | | | | | | | | |
| 17 | | | | | | | 17 | | | | | | | | | | | | | | |
| 18 | | | | | | | 18 | | | | | | | | | | | | | | |
| 19 | | | | | | | 19 | | | | | | | | | | | | | | |
| 20 | | | | | | | 20 | | | | | | | | | | | | | | |
| | | 1199 | 23452 | 492 | | 23944 | | | | | | | | | | | | | | | |
| | | | 234 54 | 8 88 | | | | | | | | | | | | | | | | | |

Chippewa Adam
Little Boy Lake
Mondo Spruce
Long Bo

Form 4 CD [illegible]

# Assessment Roll and Tax List of Real Property in the Town of Wabedo, Cass County, Minnesota, for Taxes for the Year 1947.



| | In Whose Name Assessed | To Whom Transferred | Description of Property: Subdivision | Sec. or Lot | Town or Block | Rng. | Number of Acres of Land: Acres | Hdths | No. School District | Indicate Homestead Tax or No. | Indicate Agricultural Tax or No. | True and Full Valuations: Land Exclusive of Structures and Improvements (Dollars) | Buildings and Other Structures (Dollars) | Machinery Permanently Attached to Real Estate (Dollars) | Total True and Full Value (Dollars) | Assessed Valuations: Rural: Homestead Up to $4,000 20% (Dollars) | Rural: Over $4,000 and Non-Homestead 33⅓% (Dollars) | All Other: Homestead Up to $4,000 25% (Dollars) | All Other: Over $4,000 and Non-Homestead 40% (Dollars) | Machinery Permanently Attached to Real Estate 33⅓% (Dollars) | Total Assessed Value (Dollars) | Total Assessed Value as Equalized by the Board of Review (Dollars) | Final Equalized Value (Dollars) |
|---|---|---|---|---|---|---|---|---|---|---|---|---|---|---|---|---|---|---|---|---|---|---|---|
| 1 | State of Minnesota | | NE¼ of NE¼ | 29 | 140 | 28 | | | Un | | | | | | | | | | | | | | |
| 2 | State of Minnesota | | ~~NW¼ of NE¼~~ Lot 4 | | | | | | | | | | | | | | | | | | | | |
| 3 | State of Minnesota | | SW¼ of NE¼ | | | | | | | | | | | | | | | | | | | | |
| 4 | State of Minnesota | | SE¼ of NE¼ | | | | | | | | | | | | | | | | | | | | |
| 5 | | | | | | | | | | | | | | | | | | | | | | | |
| 6 | State of Minnesota | | ~~NE¼ of NW¼~~ " 1 | | | | | | | | | | | | | | | | | | | | |
| 7 | | | NW¼ of NW¼ | | | | | | | | | | | | | | | | | | | | |
| 8 | ~~R. E. Hall~~ M. Belen | | ~~SW¼ of NW¼~~ " 2 | | | | 36 | 30 | | | | | | | | | | | | | | | |
| 9 | State of Minnesota | | ~~SE¼ of NW¼~~ " 3 | | | | | | | | | | | | | | | | | | | | |
| 10 | | | | | | | | | | | | | | | | | | | | | | | |
| 11 | State of Minnesota | | NE¼ of SW¼ | | | | | | | | | | | | | | | | | | | | |
| 12 | State of Minnesota | | NW¼ of SW¼ | | | | | | | | | | | | | | | | | | | | |
| 13 | State of Minnesota | | SW¼ of SW¼ | | | | | | | | | | | | | | | | | | | | |
| 14 | State of Minnesota | | SE¼ of SW¼ | | | | | | | | | | | | | | | | | | | | |
| 15 | | | | | | | | | | | | | | | | | | | | | | | |
| 16 | State of Minnesota | | NE¼ of SE¼ | | | | | | | | | | | | | | | | | | | | |
| 17 | State of Minnesota | | NW¼ of SE¼ | | | | | | | | | | | | | | | | | | | | |
| 18 | State of Minnesota | | SW¼ of SE¼ | | | | | | | | | | | | | | | | | | | | |
| 19 | Pat Henry | | SE¼ of SE¼ | | | | 40 | | | | | | | | | | | | | | | | |
| 20 | | | | | | | | | | | | | | | | | | | | | | | |
| | | | | | | | 76 | 30 | | | | | | | | | | | | | | | |

Valuations by School Districts as Equalized by Department of Taxation

| | Sold for Taxes | District No. Rate Mills | District No. Rate Mills | District No. Rate Mills | District No. Rate Mills | District No. Rate Mills | Tax including State Homestead Mills | State Tax on Non-Homestead 4.07 Mills | Special Taxes | Total Taxes | Paid | When Paid: Month Day Year | Number of Receipt | March Settlement 1948 | June Settlement 1948 | Penalty | November Settlement 1948 | Penalty | Collections to First Monday in January 1949 | Penalty | Delinquent on First Monday in January 1949 | Total Delinquent Tax and Penalty | Remarks |
|---|---|---|---|---|---|---|---|---|---|---|---|---|---|---|---|---|---|---|---|---|---|---|---|
| | Dollars | Dollars | Dollars | Dollars | Dollars | Dollars | $ cts. | $ cts. | $ cts. | $ cts. | | | | $ cts. | $ cts. | $ cts. | $ cts. | $ cts. | $ cts. | $ cts. | $ cts. | $ cts. | |
| 1 | | | | | | | | | | | 1 | | | | | | | | | | | | |
| 2 | | | | | | | | | | | 2 | | | | | | | | | | | | |
| 3 | | | | | | | | | | | 3 | | | | | | | | | | | | |
| 4 | | | | | | | | | | | 4 | | | | | | | | | | | | |
| 5 | | | | | | | | | | | 5 | | | | | | | | | | | | |
| 6 | | | | | | | | | | | 6 | | | | | | | | | | | | |
| 7 | | | | | | | | | | | 7 | | | | | | | | | | | | |
| 8 | SOLD FOR TAXES | 96 | | | | | 18 78 | 40 | | 19 18 | 8 | PAID IN FULL APR 29 1948 | 4685 | | 19 18 | | | | | | | | |
| 9 | | | | | | | | | | | 9 | | | | | | | | | | | | |
| 10 | | | | | | | | | | | 10 | | | | | | | | | | | | |
| 11 | | | | | | | | | | | 11 | | | | | | | | | | | | |
| 12 | | | | | | | | | | | 12 | | | | | | | | | | | | |
| 13 | | | | | | | | | | | 13 | | | | | | | | | | | | |
| 14 | | | | | | | | | | | 14 | | | | | | | | | | | | |
| 15 | | | | | | | | | | | 15 | | | | | | | | | | | | |
| 16 | | | | | | | | | | | 16 | | | | | | | | | | | | |
| 17 | | | | | | | | | | | 17 | | | | | | | | | | | | |
| 18 | | | | | | | | | | | 18 | | | | | | | | | | | | |
| 19 | | 72 | | | | | 14 08 | 30 | | 14 38 | 19 | PAID IN FULL FEB 10 1948 | 929 | 14 38 | | | | | | | | | |
| 20 | | | | | | | | | | | 20 | | | | | | | | | | | | |
| | | 168 | | | | | 32 86 | 70 | | 33 56 | | | | | | | | | | | | | |

# Assessment Roll and Tax List of Real Property in the Town of Wabedo, Cass County, Minnesota, for Taxes for the Year 1947.



FORM 4 CD—WILLIS-DUFF COMPANY, MINNEAPOLIS

| In whose name assessed | To whom transferred | Description of property: Subdivision | Sec. or Lot | Town or Block | Rng. | Number of Acres of Land: Acres | 100ths | No. School District | Indicate Homestead by No. | Indicate Homestead Land Tax by No. | True and Full Valuations: Land (Exclusive of Structures and Improvements) | Buildings and Other Structures | Machinery Permanently Attached to Real Estate | Total True and Full Value | Assessed Valuations: Rural: Homestead Up to $4,000 20% | Rural: Over $4,000 and Non-Homestead 33⅓% | All Other: Homestead Up to $4,000 25% | All Other: Over $4,000 and Non-Homestead 40% | Machinery Permanently Attached to Real Estate 33⅓% | Total Assessed Value | Total Assessed Value as Equalized by the Board of Review | Final Equalized Value |
|---|---|---|---|---|---|---|---|---|---|---|---|---|---|---|---|---|---|---|---|---|---|---|
| | | | | | | Acres | 100ths | | | | Dollars | Dollars | Dollars | Dollars | Dollars | Dollars | Dollars | Dollars | Dollars | Dollars | Dollars | Dollars |
| | | 1 NE¼ of NE¼ | 30 | 140 | 28 | | | Un | | | | | | | | | | | | | | |
| Merlin L. Pugh | | 2 ~~NW¼ of NE¼~~ Lot 2 | | | | 48 | 65 | | | | | | | | | | | | | | | |
| | | 3 SW¼ of NE¼ | | | | | | | | | | | | | | | | | | | | |
| | | 4 SE¼ of NE¼ | | | | | | | | | | | | | | | | | | | | |
| | | 5 | | | | | | | | | | | | | | | | | | | | |
| Guy C. + Elsie I. Kowfeldt | | 6 ~~NE¼ of NW¼~~ .. 1 less 1½ acs. | | | | 15 | | | | | | | | | | | | | | | | |
| Wm. C. + Geneva F. Speicher | | 7 ~~NW¼ of NW¼~~ } .. 2 less sold | | | | 5 | | | | | | 200 Cabins added | | | | | | | | Abate. #3338 | | |
| | | 8 ~~SW¼ of NW¼~~ } | | | | | | | | | | | | | | | | | | | | |
| Geo. + Pauline C. Reiland | | N. 29.2 acs. of Lot 2 | | | | 29 | 23 | | | | | | | | | | | | | | | |
| Clifford K. Chuman | | 9 SE¼ of NW¼ Begin. 1320' of N line of lot 2 – E. to ℄ Mule Lake & 200' along Mule Lake | | | | 3 | | | | | | | | | | | | | | | | |
| | | 10 thl to W. Sec. line of Sec 29 N. 200' to Begin. | | | | | | | | | | | | | | | | | | | | |
| | | 11 NE¼ of SW¼ | | | | | | | | | | | | | | | | | | | | |
| | | 12 NW¼ of SW¼ | | | | | | | | | | | | | | | | | | | | |
| | | 13 SW¼ of SW¼ | | | | | | | | | | | | | | | | | | | | |
| | | 14 SE¼ of SW¼ | | | | | | | | | | | | | | | | | | | | |
| ~~Lucia Norman Eckes~~ | | 15 Lot 1 E. of M + S quarter line | | | | 1 | 50 | | | | | | | | | | | | | | | |
| ~~Philip L. + Lucille Pugh~~ | | 16 ~~NE¼ of SE¼~~ } Lot 4 | | | | 60 | | | | | | | | | | | | | | | | |
| | | 17 ~~NW¼ of SE¼~~ } | | | | | | | | | | | | | | | | | | | | |
| ~~Merlin L. Pugh~~ | | 18 ~~SW¼ of SE¼~~ .. 5 | | | | 37 | 80 | | | | | | | | | | | | | | | |
| | | 19 SE¼ of SE¼ | | | | | | | | | | | | | | | | | | | | |
| | | 20 | | | | | | | | | | | | | | | | | | | | |
| | | | | | | 200 | 18 | | | | | | | | | | | | | | | |

Merlin L. Pugh

Lucia Norman Eckes

Philip L. + Lucille Pugh

Merlin L. Pugh

State of Minnesota

VALUATIONS BY SCHOOL DISTRICTS AS EQUALIZED BY DEPARTMENT OF TAXATION

| Sold for Taxes | District No. ..... Rate ..... Mills | District No. ..... Rate ..... Mills | District No. ..... Rate ..... Mills | District No. ..... Rate ..... Mills | District No. ..... Rate ..... Mills | Tax including State Homestead ..... Mills | State Tax on Non-Homestead 4.07 Mills | Special Taxes | Total Taxes | Paid | When Paid: Month Day Year | Number of Receipt | March Settlement 1948 | June Settlement 1948 | Penalty | November Settlement 1948 | Penalty | Collections to First Monday in January 1949 | Penalty | Delinquent on First Monday in January 1949 | Penalty | Total Delinquent Tax and Penalty | Remarks |
|---|---|---|---|---|---|---|---|---|---|---|---|---|---|---|---|---|---|---|---|---|---|---|---|
| | Dollars | Dollars | Dollars | Dollars | Dollars | Dollars | Dollars | Dollars | Dollars | | | | | | | | | | | | | | |
| 1 | | | | | | | | | | | | | | | | | | | | | | | |
| 2 | | 129 | | | | 25 24 | 52 | | 25 76 | PAID IN FULL | JUN 10 1948 | 7367 | | 25 76 | | | | | | | | | |
| 3 | | | | | | | | | | | | | | | | | | | | | | | |
| 4 | | | | | | | | | | | | | | | | | | | | | | | |
| 5 | | | | | | | | | | | | | | | | | | | | | | | |
| 6 | | 157 H 78 | | | | 30 72 | 64 | | 31 36 | PAID IN FULL | MAY 20 1948 | 6117 | | 31 36 | | | | | | | | | |
| 7 | | M.H. 182 | | | | 54 76 | 74 | | 55 50 | PAID IN FULL | MAR 11 1948 | 2198 | 55 50 | | | | | | | | | | |
| 8 | | | | | | | | | | | | | | | | | | | | | | | |
| 9 | | 200 | | | | 39 12 | 82 | | 39 94 | PAID IN FULL | JUL 12 1948 | 10119 | | 39 94 | | | | | | | | | |
| 10 | | 94 | | | | 18 38 | 38 | | 18 76 | PAID IN FULL | FEB 10 1948 | 932 | 18 76 | | | | | | | | | | |
| 11 | | | | | | | | | | | | | | | | | | | | | | | |
| 12 | | | | | | | | | | | | | | | | | | | | | | | |
| 13 | | | | | | | | | | | | | | | | | | | | | | | |
| 14 | | | | | | | | | | | | | | | | | | | | | | | |
| 15 | | 17 | | | | 2 34 | 04 | | 2 38 | PAID IN FULL | JUN 17 1948 | 3253 | | 2 38 | | | | | | | | | |
| 16 | | 712 | | | | 139 28 | 2 90 | | 142 18 | PAID IN FULL | JUN 22 1948 | 3943 | | 142 18 | | | | | | | | | |
| 17 | | | | | | | | | | | | | | | | | | | | | | | |
| 18 | | 121 | | | | 23 68 | 50 | | 24 18 | PAID IN FULL | JUN 22 1948 | 3943 | | 24 18 | | | | | | | | | |
| 19 | | | | | | | | | | | | | | | | | | | | | | | |
| 20 | | | | | | | | | | | | | | | | | | | | | | | |
| | H — 78 1425 182 1425 2607 1685 | | | | 204 18 | Q 27876 714 54 76 33352 | 654 | | 34006 | | | | | | | | | | | | | | |

# Assessment Roll and Tax List of Real Property in the Town of Wabedo, Cass County, Minnesota, for Taxes for the Year 1947.



Form 4 CD WILLIS-DAVIS COMPANY, MINNEAPOLIS

| In Whose Name Assessed | To Whom Transferred | Description of Property: Subdivision | Sec. or Lot | Town or Block | Rng. | Number of Acres of Land: Acres | 100ths | No. School District | Individual Homestead Tax or No | Individual Poll Tax or No | True and Full Valuations: Land Exclusive of Structures and Improvements (Dollars) | Buildings and Other Structures (Dollars) | Machinery Permanently Attached to Real Estate (Dollars) | Total True and Full Value (Dollars) | Assessed Valuations: Rural: Homestead Up to $4,000 20% (Dollars) | Rural: Over $4,000 and Non-Homestead 33⅓% (Dollars) | All Other: Homestead Up to $4,000 25% (Dollars) | All Other: Over $4,000 and Non-Homestead 40% (Dollars) | Machinery Permanently Attached to Real Estate 33⅓% (Dollars) | Total Assessed Value (Dollars) | Total Assessed Value as Equalized by the Board of Review (Dollars) | Final Equalized Value (Dollars) |
|---|---|---|---|---|---|---|---|---|---|---|---|---|---|---|---|---|---|---|---|---|---|---|
| Arthur J. Nelson | | 1 NE¼ of NE¼ | 31 | 140 | 28 | 40 | | Un | | | | | | | | | | | | | | |
| " | | 2 NW¼ of NE¼ | | | | 40 | | | | | | | | | | | | | | | | |
| " | | 3 SW¼ of NE¼ | | | | 40 | | | | | | | | | | | | | | | | |
| " | | 4 SE¼ of NE¼ | | | | 40 | | | | | | | | | | | | | | | | |
| | | 5 | | | | | | | | | | | | | | | | | | | | |
| " | | 6 ~~NE¼ of NW¼~~ S½ of Lot 1 | | | | 12 | | | | | | | | | | | | | | | | |
| Arthur J. + Valborg Nelson | | 7 ~~SW¼ of NW¼~~ N½ of " 1 | | | | 8 75 | | | | | | | | | | | | | | | | |
| ~~A. M. Gunn~~ | Franklin Transformer Mfg. Co. | 8 ~~SW¼ of NW¼~~ Lot 2 | | | | 22 65 | | | | | | | | | | | | | | | | |
| Arthur J. Nelson | | 9 ~~SE¼ of NW¼~~ " 3 | | | | 39 50 | | | | | | | | | | | | | | | | |
| | | 10 | | | | | | | | | | | | | | | | | | | | |
| " | | 11 NE¼ of SW¼ | | | | 40 | | | | | | | | | | | | | | | | |
| ~~A. M. Gunn~~ | Franklin Transformer Mfg. Co. | 12 ~~NW¼ of SW¼~~ " 4 | | | | 24 25 | | | | | | | | | | | | | | | | |
| " | | 13 ~~SW¼ of SW¼~~ " 5 | | | | 34 | | | | | | | | | | | | | | | | |
| Arthur R. Thompson | | 14 SE¼ of SW¼ | | | | 40 | | | | | | | | | | | | | | | | |
| | | 15 | | | | | | | | | | | | | | | | | | | | |
| Arthur J. Nelson | | 16 NE¼ of SE¼ | | | | 40 | | | | | | | | | | | | | | | | |
| " | | 17 NW¼ of SE¼ | | | | 40 | | | | | | | | | | | | | | | | |
| Arthur R. Thompson | | 18 SW¼ of SE¼ | | | | 40 | | | | | | | | | | | | | | | | |
| " | | 19 SE¼ of SE¼ | | | | 40 | | | | | | | | | | | | | | | | |
| | | 20 | | | | | | | | | | | | | | | | | | | | |
| | | | | | | 541 15 | | | | | | | | | | | | | | | | |

Valuations by School Districts as Equalized by Department of Taxation: District No. ..... Rate ..... Mills; District No. Cass Rate 45.0 Mills; District No. ..... Rate ..... Mills; District No. ..... Rate ..... Mills; District No. ..... Rate ..... Mills

| | Sold for Taxes | Dollars | Dollars | Dollars | Dollars | Dollars | Dollars | Tax including State Homestead ..... Mills $ | cts. | State Tax on Non-Homestead 4.8 Mills $ | cts. | Special Taxes $ | cts. | Total Taxes $ | cts. | Paid | When Paid: Month | Day | Year | Number of Receipt | March Settlement 1948 $ | cts. | June Settlement 1948 $ | cts. | Penalty $ | cts. | November Settlement 1948 $ | cts. | Penalty $ | cts. | Collections to First Monday in January 1949 $ | cts. | Penalty $ | cts. | Delinquent on First Monday in January 1949 $ | cts. | Total Delinquent Tax and Penalty $ | cts. | Remarks |
|---|---|---|---|---|---|---|---|---|---|---|---|---|---|---|---|---|---|---|---|---|---|---|---|---|---|---|---|---|---|---|---|---|---|---|---|---|---|---|---|---|
| 1 | SOLD FOR TAXES | | 72 | | | | | 14 08 | | 30 | | | | 14 38 | | 1 | | | | | | | | | | | | | | | | | | | | 14 38 | | | |
| 2 | SOLD FOR TAXES | | 72 | | | | | 14 08 | | 30 | | | | 14 38 | | 2 | | | | | | | | | | | | | | | | | | | | 14 38 | | | |
| 3 | SOLD FOR TAXES | | 72 | | | | | 14 08 | | 30 | | | | 14 38 | | 3 | | | | | | | | | | | | | | | | | | | | 14 38 | | | |
| 4 | | | 72 | | | | | 14 08 | | 30 | | | | 14 38 | | 4 | | | | | | | | | | | | | | | | | | | | 14 38 | | | |
| 5 | | | | | | | | | | | | | | | | 5 | | | | | | | | | | | | | | | | | | | | | | | |
| 6 | | | 118 | | | | | 23 08 | | 48 | | | | 23 56 | | 6 | PAID IN FULL | JUL | 19 1948 | | | | 20 74 | | | | | | | | | | | | | | | | |
| 7 | | | 36 | | | | | 7 04 | | 14 | | | | 7 18 | | 7 | PAID IN FULL | JUL | 19 1948 | 10643 | | | | | | | | | | | | | | | | | | | |
| 8 | | | 92 | | | | | 18 00 | | 38 | | | | 18 38 | | 8 | PAID IN FULL | JUN | 22 1948 | 8790 | | | 18 38 | | | | | | | | | | | | | | | | |
| 9 | | | 104 | | | | | 20 34 | | 42 | | | | 20 76 | | 9 | PAID IN FULL | JUL | 19 1948 | 10642 | | | 20 76 | | | | | | | | | | | | | | | | |
| 10 | | | | | | | | | | | | | | | | 10 | | | | | | | | | | | | | | | | | | | | | | | |
| 11 | SOLD FOR TAXES | | 72 | | | | | 14 08 | | 30 | | | | 14 38 | | 11 | | | | | | | | | | | | | | | | | | | | 14 38 | | | |
| 12 | | | 64 | | | | | 12 52 | | 26 | | | | 12 78 | | 12 | PAID IN FULL | JUN | 22 1948 | | | | | | | | | | | | | | | | | | | | |
| 13 | | | 88 | | | | | 17 22 | | 36 | | | | 17 58 | | 13 | PAID IN FULL | JUN | 22 1948 | 8790 | | | 30 36 | | | | | | | | | | | | | | | | |
| 14 | | | 72 | | | | | 14 08 | | 30 | | | | 14 38 | | 14 | PAID IN FULL | JUN | 22 1948 | 8384 | | | 14 38 | | | | | | | | | | | | | | | | |
| 15 | | | | | | | | | | | | | | | | 15 | | | | | | | | | | | | | | | | | | | | | | | |
| 16 | SOLD FOR TAXES | | 72 | | | | | 14 08 | | 30 | | | | 14 38 | | 16 | | | | | | | | | | | | | | | | | | | | 14 38 | | | |
| 17 | SOLD FOR TAXES | | 72 | | | | | 14 08 | | 30 | | | | 14 38 | | 17 | | | | | | | | | | | | | | | | | | | | 14 38 | | | |
| 18 | | | 72 | | | | | 14 08 | | 30 | | | | 14 38 | | 18 | PAID IN FULL | JUN | 22 1948 | 8384 | | | 28 76 | | | | | | | | | | | | | | | | |
| 19 | | | 72 | | | | | 14 08 | | 30 | | | | 14 38 | | 19 | PAID IN FULL | JUN | 22 1948 | | | | | | | | | | | | | | | | | | | | |
| 20 | | | | | | | | | | | | | | | | 20 | | | | | | | | | | | | | | | | | | | | | | | |
| | | | 1222 | | | | | 239 00 | | 504 | | | | 244 04 | | | | | | | | | | | | | | | | | | | | | | | | | |

# Assessment Roll and Tax List of Real Property in the Town of Wabedo, Cass County, Minnesota, for Taxes for the Year 1947.



Form 4 CD · MILLER-SAYRE COMPANY, MINNEAPOLIS

| | In Whose Name Assessed | To Whom Transferred | Description of Property: Subdivision | Sec. or Lot | Town or Block | Rng. | Number of Acres of Land (Acres) | (1000s) | No. School District | Indefinite Item Not Total Tax in No. | Indefinite Item Not Total Tax in No. | True and Full Valuations: Land Exclusive of Structures and Improvements ($) | Buildings and Other Structures ($) | Machinery Permanently Attached to Real Estate ($) | Total True and Full Value ($) | Assessed Valuations: Rural: Homestead Up to $4,000 20% ($) | Rural: Over $4,000 Non-Homestead 33⅓% ($) | All Other: Homestead Up to $4,000 25% ($) | All Other: Over $4,000 Non-Homestead 40% ($) | Machinery Permanently Attached to Real Estate 33⅓% ($) | Total Assessed Value ($) | Total Assessed Value as Equalized by the Board of Review ($) | Final Equalized Value ($) |
|---|---|---|---|---|---|---|---|---|---|---|---|---|---|---|---|---|---|---|---|---|---|---|---|
| 1 | Sheridan Realty Co. | | E½ of Lot 1 (less Sec. to Peterson) ~~NE¼ of NW¼~~ | | | | 32 | 140.28 | | | | | | | | | | | | | | | |
| | | | | | | | | 29 | Un | | | | | | | | | | | | | | |
| 2 | Joshua + Peter Hulet | | NW¼ of NE¼ | | | | | 40 | | | | | | | | | | | | | | | |
| 3 | Emil + Anna Polka | | W½ of Lot 2 ~~SW¼ of NE¼~~ | | | | | 11.70 | | | | | 400 added | | | | | | | | | | |
| 4 | Raymond C. + Lola E. Binkley | | E½ of Lot 2 ~~SE¼ of NE¼~~ | | | | | 11 | | | | | 400 " | | | | | | | | | | |
| 5 | Sheridan Realty Co. | | W½ of Lot 1 | | | | | 29 | | | | | | | | | | | | | | | |
| 6 | Joshua + Peter Hulet | | NE¼ of NW¼ | | | | | 40 | | | | | | | | | | | | | | | |
| 7 | State of Minnesota | | NW¼ of NW¼ | | | | | | | | | | | | | | | | | | | | |
| 8 | State of Minnesota | | SW¼ of NW¼ | | | | | | | | | | | | | | | | | | | | |
| 9 | Joshua + Peter Hulet | | ~~SE¼ of NW¼~~ Lot 3 | | | | | 38.25 | | | | | | | | | | | | | | | |
| 10 | | | | | | | | | | | | | | | | | | | | | | | |
| 11 | Roscoe + Sadie Murden | | ~~NE¼ of SW¼~~ " 4 (Nu. Nissen) | | | | | 23.50 | | | | | | | | | | | | | | | |
| 12 | State of Minnesota | | NW¼ of SW¼ | | | | | | | | | | | | | | | | | | | | |
| 13 | State of Minnesota | | SW¼ of SW¼ | | | | | | | | | | | | | | | | | | | | |
| 14 | Joe F. + Blanche P. Roscoe | | SE¼ of SW¼ | | | | | 40 | | | | | | | | | | | | | | | |
| 15 | Peter + Joshua Hulet | | N. 30' of Lot 4 | | | | | | | | | | | | | | | | | | | | |
| 16 | Harold C. + Fern Atwood | | ~~NE¼ of SE¼~~ " 6 | | | | | 53.50 | | | | | | | | | | | | | | | |
| 17 | " " | | NW¼ of SE¼ | | | | | | | | | | | | | | | | | | | | |
| 18 | | | ~~SW¼ of SE¼~~ " 5 | | | | | 36 | | | | | 150 added | | | | | | | | | | |
| 19 | | | SE¼ of SE¼ | | | | | | | | | | | | | | | | | | | | |
| 20 | C. E. + Ruth M. Dawkins | | Sec. of Dr. Lot 1 | | | | | 8 | | | | | | | | | | | | | | | |
| | | | | | | | | 351.95 | | | | | | | | | | | | | | | |

Valuations by School Districts as Equalized by Department of Taxation

| | District No. ..... Rate ..... Mills | District No. ..... Rate ..... Mills | District No. ..... Rate ..... Mills | District No. ..... Rate ..... Mills | District No. ..... Rate ..... Mills |
|---|------|---|---|---|---|
| | Cass 1 Rate 195.27 Mills | Pine 1 Rate ..... Mills | | | |

| | Sold for Taxes | Dollars | Dollars | Dollars | Dollars | Dollars | Dollars | Tax including State Homestead ..... Mills ($ cts.) | State Tax on Non-Homestead 4.07 Mills ($ cts.) | Special Taxes ($ cts.) | Total Taxes ($ cts.) | | Paid | When Paid: Month | Day | Year | Number of Receipt | March Settlement 1948 ($ cts.) | June Settlement 1948 ($ cts.) | Penalty ($ cts.) | November Settlement 1948 ($ cts.) | Penalty ($ cts.) | Collections to First Monday in January 1949 ($ cts.) | Penalty ($ cts.) | Delinquent on First Monday in January 1949 ($ cts.) | Total Delinquent Tax and Penalty ($ cts.) | Remarks |
|---|---|---|---|---|---|---|---|---|---|---|---|---|---|---|---|---|---|---|---|---|---|---|---|---|---|---|---|
| 1 | | 356 | | | | | | 69.64 | 1.44 | | 71.08 | 1 | PAID IN FULL | MAR | 27 | 1948 | 4057 | | 71.08 | | | | | | | | |
| 2 | | H 43 | | | | | | 8.42 | | | 8.42 | 2 | PAID IN FULL | APR | 27 | 1948 | 4676 | | 8.42 | | | | | | | | |
| 3 | | H 121 | | | | | | 23.68 | | | 23.68 | 3 | | | | | | | | | | | | | | 23.68 | 23.68 |
| 4 | | H 121 | | | | | | 23.68 | | | 23.68 | 4 | PAID IN FULL | JUN | 10 | 1948 | 7372 | | 23.68 | | | | | | | | |
| 5 | | 116 | | | | | | 22.70 | .48 | | 23.18 | 5 | PAID IN FULL | MAR | 27 | 1948 | 4057 | | 22.70 | | | | | | | | |
| 6 | | H 43 | | | | | | 8.42 | | | 8.42 | 6 | PAID IN FULL | APR | 27 | 1948 | 4676 | | 8.42 | | | | | | | | |
| 7 | | | | | | | | | | | | 7 | | | | | | | | | | | | | | | |
| 8 | | | | | | | | | | | | 8 | | | | | | | | | | | | | | | |
| 9 | | H 110 | | | | | | 21.52 | | | 21.52 | 9 | PAID IN FULL | APR | 27 | 1948 | 4676 | | 21.52 | | | | | | | | |
| 10 | | | | | | | | | | | | 10 | | | | | | | | | | | | | | | |
| 11 | | 105 | | | | | | 20.54 | .42 | | 20.96 | 11 | PAID IN FULL | MAY | 11 | 1948 | 4995 | | 20.96 | | | | | | | | |
| 12 | | | | | | | | | | | | 12 | | | | | | | | | | | | | | | |
| 13 | | | | | | | | | | | | 13 | 2nd Half Paid | OCT | 30 | 1948 | 12223 | | | | | | | | | | |
| 14 | | 72 | | | | | | 14.08 | .30 | | 14.38 | 14 | 1st Half Paid | JUN | 7 | 1948 | 6786 | | 7.19 | | 7.19 | | | | | | |
| 15 | | | | | | | | Tax included on line 11 | | | | 15 | | | | | | | | | | | | | | | |
| 16 | | H 168 Mdl. 113 | | | | | | 59.18 | .46 | | 59.64 | 16 | PAID IN FULL | JUN | 8 | 1948 | | | 59.64 Nal | | | | | | | | |
| 17 | | | | | | | | | | | | 17 | | | | | 6959 | | 73.92 | | | | | | | | |
| 18 | | H 73 | | | | | | 14.28 | | | 14.28 | 18 | PAID IN FULL | JUN | 8 | 1948 | | | 14.28 N | | | | | | | | |
| 19 | | | | | | | | | | | | 19 | | | | | | | | | | | | | | | |
| 20 | | | | | | | | Tax included on line 1 | | | | 20 | | | | | | | | | | | | | | | |
| | | H 511 168 | | | | | 9 | 22.696 | | | 28.92 | | | | | | | | | | | | | | | | |
| | | 649 113 | | | | | Na | 5.418 | | | | | | | | | | | | | | | | | | | |
| | | 1160 281 = 1441 | | | | | | 28.614 | 3.10 | | | | | | | | | | | | | | | | | | |

Assessment Roll and Tax List of Real Property in the Town of Wabedo

Cass County, Minnesota, for Taxes for the Year 1947.



Form 4 CD Miller-Davis Company, Minneapolis

| In Whose Name Assessed | To Whom Transferred | Description of Property: Subdivision | Sec. or Lot | Town. or Block | Rng. | Number of Acres of Land: Acres | 100ths | No. School District | Indicate Homestead Exempt and Fee or No | True and Full Valuations: Land Exclusive of Structures and Improvements (Dollars) | Buildings and Other Structures (Dollars) | Machinery Permanently Attached to Real Estate (Dollars) | Total True and Full Value (Dollars) | Assessed Valuations: Rural: Homestead Up to $4,000 20% | Rural: Over $4,000 Plus Homestead 33⅓% | All Other: Homestead Up to $4,000 25% | All Other: Over $4,000 Plus Homestead 40% | Machinery Permanently Attached to Real Estate 33⅓% | Total Assessed Value | Total Assessed Value as Equalized by the Board of Review (Dollars) | Final Equalized Value (Dollars) |
|---|---|---|---|---|---|---|---|---|---|---|---|---|---|---|---|---|---|---|---|---|---|
| | | 1 NE¼ of NE¼ | 33 | 140 | 28 | | | Un | | | | | | | | | | | | | |
| | | 2 NW¼ of NE¼ | | | | | | | | | | | | | | | | | | | |
| | | 3 SW¼ of NE¼ | | | | | | | | | | | | | | | | | | | |
| | | 4 SE¼ of NE¼ | | | | | | | | | | | | | | | | | | | |
| | | 5 | | | | | | | | | | | | | | | | | | | |
| | | 6 NE¼ of NW¼ | | | | | | | | | | | | | | | | | | | |
| Harry, Minnie B & Jane E. Engelhart | | ~~NW¼ of NW¼~~ Lot 1 Inc plat of Dove Point | | | | 14 | 75 | | | | | | | | | | | | | | |
| | | 8 SW¼ of NW¼ | | | | | | | | | | | | | | | | | | | |
| Earl L & Beatrice E. Briggs | | 9 ~~Lot 1 of NW¼~~ That part of Lot 3 lying S. of Cartway | | | | 26 | | | | | | | | | | | | | | | |
| " " | | 10 6 acs. of Lot 3 | | | | 6 | | | | | | | | | | | | | | | |
| | | 11 NE¼ of SW¼ | | | | | | | | | | | | | | | | | | | |
| Ankar B & Margaret R. Harbo | | 12 ~~NW¼ of SW¼~~ Unplatted portion of Lot 2 | | | | 17 | 50 | | | | | | | | | | | | | | |
| Geo. Ruscoe | | 13 SW¼ of SW¼ | | | | 40 | | | | | | | | | | | | | | | |
| " | | 14 SE¼ of SW¼ | | | | 40 | | | | | | | | | | | | | | | |
| Wm. Dave Babcock & Eva Babcock Hemingway | | 15 276' x 420' of Lot 3 | | | | 2 | 66 | | | | | | | | | | | | | | |
| State of Minnesota | Glenn C. Parsons | 16 ~~NE¼ of SE¼~~ Lot 5 | | | | | | | | | | | | | | | | | | | |
| Harry E. Zache | | 17 ~~NW¼ of SE¼~~ " 4 | | | | 62 | 25 | | | | | | | | | | | | | | |
| Ralph F. Felton | | 18 SW¼ of SE¼ less 675 x 325 | | | | ~~40~~ 35 | | | | | | | | | | | | | | | |
| ~~Gertie M. Hotted~~ | ~~Minnie M. Hotted~~ | 19 SE¼ of SE¼ | | | | 40 | | | | | | | | | | | | | | | |
| Erwin L. + Dorothea Felton | | 20 675 x 325 of SW¼ Lot 4 | | | | 5 | | | | | | | | | | | | | | | |
| | | | | | | 289 | 16 | | | | | | | | | | | | | | |

Valuations by School Districts as Equalized by Department of Taxation

| Sold for Taxes | District No. ..... Rate ..... Mills (Dollars) | District No. ..... Rate ..... Mills (Dollars) | District No. ..... Rate ..... Mills (Dollars) | District No. ..... Rate ..... Mills (Dollars) | District No. ..... Rate ..... Mills (Dollars) | District No. ..... Rate ..... Mills (Dollars) | Tax including State Homestead ..... Mills ($ cts.) | State Tax on Non-Homestead 4.7 Mills ($ cts.) | Special Taxes ($ cts.) | Total Taxes ($ cts.) | Paid | When Paid: Month Day Year | Number of Receipt | March Settlement 1945 ($ cts.) | June Settlement 1945 ($ cts.) | Penalty ($ cts.) | November Settlement 1945 ($ cts.) | Penalty ($ cts.) | Collections to First Monday in January 1949 ($ cts.) | Penalty ($ cts.) | Delinquent on First Monday in January 1949 ($ cts.) | Total Delinquent Tax and Penalty ($ cts.) | Remarks |
|---|---|---|---|---|---|---|---|---|---|---|---|---|---|---|---|---|---|---|---|---|---|---|---|
| | | | | | | | | | | | | | | | | | | | | | | | |
| | | | | | | | | | | | | | | | | | | | | | | | |
| | | | | | | | | | | | | | | | | | | | | | | | |
| | | | | | | | | | | | | | | | | | | | | | | | |
| | | | | | | | | | | | | | | | | | | | | | | | |
| | | | | | | | | | | | | | | | | | | | | | | | |
| | 60 | | | | | | 1174 | 24 | | 1198 | PAID IN FULL | JUN 15 1948 | 8325 | | 1198 | | | | | | | | |
| | | | | | | | | | | | | | | | | | | | | | | | |
| | 49 | | | | | | 958 | 20 | | 978 | PAID IN FULL | JUN 12 1948 | 10131 | | 3464 | | | | | | | | |
| | 124 | | | | | | 2426 | 50 | | 2476 | PAID IN FULL | JUN 12 1948 | | | | | | | | | | | |
| | | | | | | | | | | | | | | | | | | | | | | | |
| | 72 | | | | | | 1408 | 30 | | 1438 | PAID IN FULL | JUN 10 1948 | 7363 | | 1438 | | | | | | | | |
| | H 63 | | | | | | 1232 | | | 1232 | PAID IN FULL | SEP - 3 1948 | 11356 | | | | 2074 | 61 | | | | | |
| | H 43 | | | | | | 842 | | | 842 | PAID IN FULL | SEP - 3 1948 | | | | | | | | | | | |
| | 220 | | | | | | 4304 | 90 | | 4394 | PAID IN FULL | JUN 10 1948 | 7366 | | 4394 | | | | | | | | |
| | | | | | | | | | | | | | | | | | | | | | | | |
| SOLD FOR TAXES | 334 | | | | | | 6534 | 136 | | 6670 | PAID IN FULL | MAY 24 1949 | 6012 | | 6670 | | | | | | | | |
| | H 91 | | | | | | 1780 | | | 1780 | PAID IN FULL | APR 19 1948 | 4745 | | 1780 | | | | | | | | |
| | H 133 | | | | | | 2602 | | | 2602 | 2nd Half Paid | OCT 30 1948 | 13295 | | | | 1301 | | | | | | |
| | | | | | | | | | | | 1st Half Paid | MAY - 4 1948 | 7875 | | 1301 | | | | | | | | |
| | H 330 | | | | | | | | | | | | | | | | | | | | | | |
| | 857 | | | | | | | | | | | | | | | | | | | | | | |
| | 1187 | | | | | | 23260 | 350 | | 23610 | | | | | | | | | | | | | |

Clubhouse Addn
Wabedo Plat 8
Little Boy Lake
Wabedo Springs
Long Point
Cass Co.

# Assessment Roll and Tax List of Real Property in the Town of Walbeck, Cass County, Minnesota, for Taxes for the Year 1947.



Form 4 C.D. ALLER-DAVIS COMPANY, MINNEAPOLIS

| In Whose Name Assessed | To Whom Transferred | Description of Property: Subdivision | Sec. or Lot | Town or Block | Rng. | Number of Acres of Land: Acres | Hdths | No. School District | Indicate Improved Land by Yes or No | Indicate Improvements on Land by Yes or No | True and Full Valuations: Land Exclusive of Structures and Improvements (Dollars) | Buildings and Other Structures (Dollars) | Machinery Permanently Attached to Real Estate (Dollars) | Total True and Full Value (Dollars) | Assessed Valuations: Rural: Homestead Up to $4,000 20% (Dollars) | Rural: Over $4,000 and Non-Homestead 33⅓% (Dollars) | All Other: Homestead Up to $4,000 25% (Dollars) | All Other: Over $4,000 and Non-Homestead 40% (Dollars) | Machinery Permanently Attached to Real Estate 33⅓% (Dollars) | Total Assessed Value (Dollars) | Total Assessed Value as Equalized by the Board of Review (Dollars) | Final Equalized Value (Dollars) |
|---|---|---|---|---|---|---|---|---|---|---|---|---|---|---|---|---|---|---|---|---|---|---|
| Otto Haack | | 1 ~~NE¼ of NE¼~~ Lot 1 | 34 | 140 | 28 | 38 | Un | | | | | | | | | | | | | | | |
| " | | 2 ~~NW¼ of NE¼~~ " 2 | | | | 39.95 | | | | | | | | | | | | | | | | |
| Alvah M. Bull & Coates P. Bull, Sr. | | 3 SW¼ of NE¼ | | | | 40 | | | | | | | | | | | | | | | | |
| State of Minnesota | | 4 SE¼ of NE¼ | | | | | | | | | | | | | | | | | | | | |
| | | 5 | | | | | | | | | | | | | | | | | | | | |
| State of Minnesota | | 6 NE¼ of NW¼ | | | | | | | | | | | | | | | | | | | | |
| Ralph F. & Lois J. Felton | | 7 ~~NW¼ of NW¼~~ " 3 | | | | 23.50 | | | | | | | | | | | | | | | | |
| ~~Harry E. Bird~~ | Felton | 8 ~~SW¼ of NW¼~~ " 4 | | | | 38 | | | | | | | | | | | | | | | | |
| Alvah M. Bull & Coates P. Bull, Sr. | | 9 SE¼ of NW¼ | | | | 40 | | | | | | | | | | | | | | | | |
| | | 10 | | | | | | | | | | | | | | | | | | | | |
| State of Minnesota | | 11 NE¼ of SW¼ | | | | | | | | | | | | | | | | | | | | |
| State of Minnesota | | 12 NW¼ of SW¼ | | | | | | | | | | | | | | | | | | | | |
| State of Minnesota | | 13 SW¼ of SW¼ | | | | | | | | | | | | | | | | | | | | |
| State of Minnesota | | 14 SE¼ of SW¼ | | | | | | | | | | | | | | | | | | | | |
| | | 15 | | | | | | | | | | | | | | | | | | | | |
| State of Minnesota | | 16 NE¼ of SE¼ | | | | | | | | | | | | | | | | | | | | |
| State of Minnesota | | 17 NW¼ of SE¼ | | | | | | | | | | | | | | | | | | | | |
| State of Minnesota | | 18 SW¼ of SE¼ | | | | | | | | | | | | | | | | | | | | |
| State of Minnesota | | 19 SE¼ of SE¼ | | | | | | | | | | | | | | | | | | | | |
| | | 20 | | | | | | | | | | | | | | | | | | | | |
| | | | | | | 217.45 | | | | | | | | | | | | | | | | |

Valuations by School Districts as Equalized by Department of Taxation

| | Sold for Taxes | District No. ..... Rate ..... Mills | District No. ..... Rate ..... Mills | District No. ..... Rate ..... Mills | District No. ..... Rate ..... Mills | District No. ..... Rate ..... Mills | Tax including State Homestead ..... Mills | State Tax on Non-Homestead 4.07 Mills | Special Taxes | Total Taxes | | Paid | When Paid (Month Day Year) | Number of Receipt | March Settlement 1948 | June Settlement 1948 | Penalty | November Settlement 1948 | Penalty | Collections to First Monday in January 1949 | Penalty | Delinquent on First Monday in January 1949 | Total Delinquent Tax and Penalty | Remarks |
|---|---|---|---|---|---|---|---|---|---|---|---|---|---|---|---|---|---|---|---|---|---|---|---|---|
| | | Dollars | Dollars | Dollars | Dollars | Dollars | $ cts. | $ cts. | $ cts. | $ cts. | | | | | $ cts. | $ cts. | $ cts. | $ cts. | $ cts. | $ cts. | $ cts. | $ cts. | $ cts. | |
| 1 | | 121 | | | | | 2368 | 50 | | 2418 | 1 | 2nd Half Paid | OCT 10 1948 | 13721 | | | | | | | | | | |
| 2 | | 104 | | | | | 2034 | 42 | | 2076 | 2 | 1st Half Paid | OCT 12 1948 | 10120 | | 2247 | | 2247 | | | | | | |
| 3 | SOLD FOR TAXES | 72 | | | | | 1408 | 30 | | 1438 | 3 | 1st Half Paid | OCT 12 1948 | | | | | | | | | 1438 | | |
| 4 | | | | | | | | | | | 4 | | | | | | | | | | | | | |
| 5 | | | | | | | | | | | 5 | | | | | | | | | | | | | |
| 6 | | | | | | | | | | | 6 | | | | | | | | | | | | | |
| 7 | | 30 | | | | | 586 | 12 | | 598 | 7 | PAID IN FULL APR 19 1949 | | 14463 | | 598 | | | | | | | | |
| 8 | SOLD FOR TAXES | 104 | | | | | 2034 | 42 | | 2076 | 8 | PAID IN FULL DEC 1 6 1949 | | 13540 | | | | | | 2076 | 166 | | | |
| 9 | SOLD FOR TAXES | 72 | | | | | 1408 | 30 | | 1438 | 9 | | | | | | | | | | | 1438 | | |
| 10 | | | | | | | | | | | 10 | | | | | | | | | | | | | |
| 11 | | | | | | | | | | | 11 | | | | | | | | | | | | | |
| 12 | | | | | | | | | | | 12 | | | | | | | | | | | | | |
| 13 | | | | | | | | | | | 13 | | | | | | | | | | | | | |
| 14 | | | | | | | | | | | 14 | | | | | | | | | | | | | |
| 15 | | | | | | | | | | | 15 | | | | | | | | | | | | | |
| 16 | | | | | | | | | | | 16 | | | | | | | | | | | | | |
| 17 | | | | | | | | | | | 17 | | | | | | | | | | | | | |
| 18 | | | | | | | | | | | 18 | | | | | | | | | | | | | |
| 19 | | | | | | | | | | | 19 | | | | | | | | | | | | | |
| 20 | | | | | | | | | | | 20 | | | | | | | | | | | | | |
| | | 503 | | | | | 9838 | 206 | | 10044 | | | | | | | | | | | | | | |
| | | | | | | | 9840 | 206 | | | | | | | | | | | | | | | | |

Robert Dale
Oldhouse Auto
Little Boy Lake
Walbeck Springs
Iona Point
Gordon's Add

# Assessment Roll and Tax List of Real Property in the Town of Wabedo, Cass County, Minnesota, for Taxes for the Year 1947.



Form 4 CD. BILLER-DATE COMPANY, MINNEAPOLIS

| In whose name assessed | To whom transferred | Description of property: Subdivision | Sec. or Lot | Town or Block | Rng. | Number of Acres of Land: Acres | 100ths | No. School District | Indicate type of assessment: Tax or Sp. | Indicate type of property: Real Tax or Sp. | True and Full Valuations: Land Exclusive of Structures and Improvements (Dollars) | Buildings and Other Structures (Dollars) | Machinery Permanently Attached to Real Estate (Dollars) | Total True and Full Value (Dollars) | Assessed Valuations: Rural: Homestead Up to $4,000 20% (Dollars) | Rural: Over $4,000 and Non-Homestead 33⅓% (Dollars) | All Other: Homestead Up to $4,000 25% (Dollars) | All Other: Over $4,000 and Non-Homestead 40% (Dollars) | Machinery Permanently Attached to Real Estate 33⅓% (Dollars) | Total Assessed Value (Dollars) | Total Assessed Value as Equalized by the Board of Review (Dollars) | Final Equalized Value (Dollars) |
|---|---|---|---|---|---|---|---|---|---|---|---|---|---|---|---|---|---|---|---|---|---|---|
| State of Minnesota | | 1 NE¼ of NE¼ | 35 | 140 | 28 | | | Un | | | | | | | | | | | | | | |
| State of Minnesota | | 2 NW¼ of NE¼ | | | | | | | | | | | | | | | | | | | | |
| State of Minnesota | | 3 SW¼ of NE¼ | | | | | | | | | | | | | | | | | | | | |
| State of Minnesota | | 4 SE¼ of NE¼ | | | | | | | | | | | | | | | | | | | | |
| | | 5 | | | | | | | | | | | | | | | | | | | | |
| State of Minnesota | | 6 NE¼ of NW¼ | | | | | | | | | | | | | | | | | | | | |
| State of Minnesota | | 7 NW¼ of NW¼ | | | | | | | | | | | | | | | | | | | | |
| State of Minnesota | | 8 SW¼ of NW¼ | | | | | | | | | | | | | | | | | | | | |
| State of Minnesota | | 9 SE¼ of NW¼ | | | | | | | | | | | | | | | | | | | | |
| | | 10 | | | | | | | | | | | | | | | | | | | | |
| W. W. Schenk | | 11 NE¼ of SW¼ | | | | 40 | | | | | | | | | | | | | | | | |
| State of Minnesota | | 12 NW¼ of SW¼ | | | | | | | | | | | | | | | | | | | | |
| State of Minnesota | | 13 SW¼ of SW¼ | | | | | | | | | | | | | | | | | | | | |
| State of Minnesota | | 14 SE¼ of SW¼ | | | | | | | | | | | | | | | | | | | | |
| | | 15 | | | | | | | | | | | | | | | | | | | | |
| State of Minnesota | | 16 NE¼ of SE¼ | | | | | | | | | | | | | | | | | | | | |
| ~~W. W. Schenk~~ V. E. Chumley, | | 17 NW¼ of SE¼ | | | | 40 | | | | | | | | | | | | | | | | |
| " Vivian Chumley | | 18 SW¼ of SE¼ | | | | 40 | | | | | | | | | | | | | | | | |
| State of Minnesota | | 19 SE¼ of SE¼ | | | | | | | | | | | | | | | | | | | | |
| | | 20 | | | | | | | | | | | | | | | | | | | | |
| | | | | | | 120 | | | | | | | | | | | | | | | | |

Cass County, Minnesota, for Taxes for the Year 1947.

| | Sold for Taxes | Valuations by School Districts as Equalized by Department of Taxation: District No. ..... Rate ..... Mills | District No. ..... Rate ..... Mills | District No. ..... Rate ..... Mills | District No. ..... Rate ..... Mills | District No. ..... Rate ..... Mills | Tax including State Homestead ..... Mills | State Tax on Non-Homestead 4.0 Mills | Special Taxes | Total Taxes | | Paid | When Paid: Month Day Year | Number of Receipt | March Settlement 1948 | June Settlement 1948 | Penalty | November Settlement 1948 | Penalty | Collections to First Monday in January 1949 | Penalty | Delinquent on First Monday in January 1949 | Penalty | Total Delinquent Tax and Penalty | Remarks |
|---|---|---|---|---|---|---|---|---|---|---|---|---|---|---|---|---|---|---|---|---|---|---|---|---|---|
| | | Dollars | Dollars | Dollars | Dollars | Dollars | $ cts. | $ cts. | $ cts. | $ cts. | | | | | $ cts. | $ cts. | $ cts. | $ cts. | $ cts. | $ cts. | $ cts. | $ cts. | $ cts. | | |
| 1 | | | | | | | | | | | 1 | | | | | | | | | | | | | | |
| 2 | | | | | | | | | | | 2 | | | | | | | | | | | | | | |
| 3 | | | | | | | | | | | 3 | | | | | | | | | | | | | | |
| 4 | | | | | | | | | | | 4 | | | | | | | | | | | | | | |
| 5 | | | | | | | | | | | 5 | | | | | | | | | | | | | | |
| 6 | | | | | | | | | | | 6 | | | | | | | | | | | | | | |
| 7 | | | | | | | | | | | 7 | | | | | | | | | | | | | | |
| 8 | | | | | | | | | | | 8 | | | | | | | | | | | | | | |
| 9 | | | | | | | | | | | 9 | | | | | | | | | | | | | | |
| 10 | | | | | | | | | | | 10 | | | | | | | | | | | | | | |
| 11 | | 72 | | | | | 14 08 | 30 | | 14 38 | 11 | | | | | | | | | | | | | 14 38 | J 158 |
| 12 | | | | | | | | | | | 12 | | | | | | | | | | | | | | |
| 13 | | | | | | | | | | | 13 | | | | | | | | | | | | | | |
| 14 | | | | | | | | | | | 14 | | | | | | | | | | | | | | |
| 15 | | | | | | | | | | | 15 | | | | | | | | | | | | | | |
| 16 | | | | | | | | | | | 16 | | | | | | | | | | | | | | |
| 17 | Y. C. | 72 | | | | | 14 08 | 30 | | 14 38 | 17 | PAID IN FULL | MAY 17 1948 | 5188 | | 14 38 | | | | | | | | | |
| 18 | | 72 | | | | | 14 08 | 30 | | 14 38 | 18 | PAID IN FULL | MAY 17 1948 | 5187 | | 14 38 | | | | | | | | | |
| 19 | | | | | | | | | | | 19 | | | | | | | | | | | | | | |
| 20 | | | | | | | | | | | 20 | | | | | | | | | | | | | | |
| | | 216 | | | | | 42 24 | 90 | | 43 14 | | | | | | | | | | | | | | | |
| | | | | | | | 43 16 | 88 | | | | | | | | | | | | | | | | | |

# Assessment Roll and Tax List of Real Property in the Town of Wabedo, Cass County, Minnesota, for Taxes for the Year 1947.



Form 4-CD WILLIAMS-BATES COMPANY, MINNEAPOLIS

| In Whose Name Assessed | To Whom Transferred | Description of Property: Subdivision | Sec. or Lot | Town or Block | Rng. | Number of Acres of Land: Acres | Tenths | No. School District | Indicate Dwelling Occupied or Not | True and Full Valuations: Land Exclusive of Structures and Improvements (Dollars) | Buildings and Other Structures (Dollars) | Machinery Permanently Attached to Real Estate (Dollars) | Total True and Full Value (Dollars) | Assessed Valuations: Rural: Homestead Up to $4,000 20% (Dollars) | Rural: Over $4,000 and Non-Homestead 33⅓% (Dollars) | All Other: Homestead Up to $4,000 25% (Dollars) | All Other: Over $4,000 and Non-Homestead 40% (Dollars) | Machinery Permanently Attached to Real Estate 33⅓% (Dollars) | Total Assessed Value (Dollars) | Total Assessed Value as Equalized by the Board of Review (Dollars) | Final Equalized Value (Dollars) |
|---|---|---|---|---|---|---|---|---|---|---|---|---|---|---|---|---|---|---|---|---|---|
| State of Minnesota | | 1 ~~NE¼ of NE¼~~ | Lot 1 | 36 | 140 | 28 | | Un | | | | | | | | | | | | | |
| State of Minnesota | | 2 NW¼ of NE¼ | | | | | | | | | | | | | | | | | | | |
| State of Minnesota | | 3 SW¼ of NE¼ | | | | | | | | | | | | | | | | | | | |
| State of Minnesota | | 4 SE¼ of NE¼ | | | | | | | | | | | | | | | | | | | |
| | | 5 | | | | | | | | | | | | | | | | | | | |
| State of Minnesota | | 6 NE¼ of NW¼ | | | | | | | | | | | | | | | | | | | |
| State of Minnesota | | 7 NW¼ of NW¼ | | | | | | | | | | | | | | | | | | | |
| State of Minnesota | | 8 SW¼ of NW¼ | | | | | | | | | | | | | | | | | | | |
| State of Minnesota | | 9 SE¼ of NW¼ | | | | | | | | | | | | | | | | | | | |
| | | 10 | | | | | | | | | | | | | | | | | | | |
| State of Minnesota | | 11 NE¼ of SW¼ | | | | | | | | | | | | | | | | | | | |
| State of Minnesota | | 12 NW¼ of SW¼ | | | | | | | | | | | | | | | | | | | |
| State of Minnesota | | 13 SW¼ of SW¼ | | | | | | | | | | | | | | | | | | | |
| State of Minnesota | | 14 SE¼ of SW¼ | | | | | | | | | | | | | | | | | | | |
| | | 15 | | | | | | | | | | | | | | | | | | | |
| State of Minnesota | | 16 NE¼ of SE¼ | | | | | | | | | | | | | | | | | | | |
| State of Minnesota | | 17 NW¼ of SE¼ | | | | | | | | | | | | | | | | | | | |
| State of Minnesota | | 18 SW¼ of SE¼ | | | | | | | | | | | | | | | | | | | |
| State of Minnesota | | 19 SE¼ of SE¼ | | | | | | | | | | | | | | | | | | | |
| | | 20 | | | | | | | | | | | | | | | | | | | |

Grand Total 9,717.38

| | Sold for Taxes | Valuations by School Districts as Equalized by Department of Taxation: District No. ..... Rate ..... Mills (Dollars) | District No. ..... Rate ..... Mills (Dollars) | District No. ..... Rate ..... Mills (Dollars) | District No. ..... Rate ..... Mills (Dollars) | District No. ..... Rate ..... Mills (Dollars) | District No. ..... Rate ..... Mills (Dollars) | Tax including State Homestead ..... Mills ($ cts.) | State Tax on Non-Homestead ..... Mills ($ cts.) | Special Taxes ($ cts.) | Total Taxes ($ cts.) | | Paid | When Paid: Month | Day | Year | Number of Receipt | March Settlement 1948 ($ cts.) | June Settlement 1948 ($ cts.) | Penalty ($ cts.) | November Settlement 1948 ($ cts.) | Penalty ($ cts.) | Collections to First Monday in January 1949 ($ cts.) | Penalty ($ cts.) | Delinquent on First Monday in January 1949 ($ cts.) | Total Delinquent Tax and Penalty ($ cts.) | Remarks |
|---|---|---|---|---|---|---|---|---|---|---|---|---|---|---|---|---|---|---|---|---|---|---|---|---|---|---|---|
| 1 | | | | | | | | | | | | 1 | | | | | | | | | | | | | | | |
| 2 | | | | | | | | | | | | 2 | | | | | | | | | | | | | | | |
| 3 | | | | | | | | | | | | 3 | | | | | | | | | | | | | | | |
| 4 | | | | | | | | | | | | 4 | | | | | | | | | | | | | | | |
| 5 | | | | | | | | | | | | 5 | | | | | | | | | | | | | | | |
| 6 | | | | | | | | | | | | 6 | | | | | | | | | | | | | | | |
| 7 | | | | | | | | | | | | 7 | | | | | | | | | | | | | | | |
| 8 | | | | | | | | | | | | 8 | | | | | | | | | | | | | | | |
| 9 | | | | | | | | | | | | 9 | | | | | | | | | | | | | | | |
| 10 | | | | | | | | | | | | 10 | | | | | | | | | | | | | | | |
| 11 | | | | | | | | | | | | 11 | | | | | | | | | | | | | | | |
| 12 | | | | | | | | | | | | 12 | | | | | | | | | | | | | | | |
| 13 | | | | | | | | | | | | 13 | | | | | | | | | | | | | | | |
| 14 | | | | | | | | | | | | 14 | | | | | | | | | | | | | | | |
| 15 | | | | | | | | | | | | 15 | | | | | | | | | | | | | | | |
| 16 | | | | | | | | | | | | 16 | | | | | | | | | | | | | | | |
| 17 | | | | | | | | | | | | 17 | | | | | | | | | | | | | | | |
| 18 | | | | | | | | | | | | 18 | | | | | | | | | | | | | | | |
| 19 | | | | | | | | | | | | 19 | | | | | | | | | | | | | | | |
| 20 | | | | | | | | | | | | 20 | | | | | | | | | | | | | | | |

Wabedo Page

Chickamaw Addn
Little Boy Lake
Wabedo Springs
Long Point
Saunder's Addn

Form 4 C WILLIS-SAVE COMPANY, MINNEAPOLIS

| | In Whose Name Assessed | To Whom Transferred | Description of Property: Subdivision | Sec. or Lot | Town or Block | Reg. | Number of Acres of Land: Acres | Mins | No. School District | Indicate Rural Ins. or No. | Indicate Agricultural Ins. or No. | True and Full Valuations: Land Exclusive of Structures and Improvements | Buildings and Other Structures | Machinery Permanently Attached to Real Estate | Total True and Full Value | Assessed Valuations: Rural: Homestead Up to $4,000 20% | Rural: Over $4,000 Non-Homestead 33⅓% | All Other: Homestead Up to $4,000 25% | All Other: Over $4,000 Non-Homestead 40% | All Other: Machinery Permanently Attached to Real Estate 33⅓% | Total Assessed Value | Total Assessed Value as Equalized by the Board of Review | Final Equalized Value |
|---|---|---|---|---|---|---|---|---|---|---|---|---|---|---|---|---|---|---|---|---|---|---|---|
| | | | | | | | | | | | | Dollars | Dollars | Dollars | Dollars | Dollars | Dollars | Dollars | Dollars | Dollars | Dollars | Dollars | Dollars |
| | Wabedo Pass | | | | | | | | | | | | | | | | | | | | | | |
| 1 | J. E. Armstrong | | | 1 | | | | | Un | | | | | | | | | | | | | | |
| 2 | J. T. Hillger | | | 2 | | | | | | | | | | | | | | | | | | | |
| 3 | R. J. Andrews | | | 3 | | | | | | | | | | | | | | | | | | | |
| 4 | D. R. Welker | | | 4 | | | | | | | | | | | | | | | | | | | |
| 5 | D. R. + Maude Welker | | W 20' of | 5 | | | | | | | | | | | | | | | | | | | |
| 6 | George B. Roth | | Lot 5 less W 20' + W 15' of | 6 | | | | | | | | | | | | | | | | | | | |
| 7 | Clarence B. + Sophie Cottrill | | E. 90' of | 6 | | | | | | | | | | | | | | | | | | | |
| 8 | Thos. + Freda Schmidt | | | 7 | | | | | | | | | | | | | | | | | | | |
| 9 | Geo. W. + Lillian M. Wilson | | | 8 | | | | | | | | | | | | | | | | | | | |
| 10 | " " | | | 9 | | | | | | | | | | | | | | | | | | | |
| 11 | | | | | | | | | | | | | | | | | | | | | | | |
| 12 | | | | | | | | | | | | | | | | | | | | | | | |
| 13 | | | | | | | | | | | | | | | | | | | | | | | |
| 14 | | | | | | | | | | | | | | | | | | | | | | | |
| 15 | | | | | | | | | | | | | | | | | | | | | | | |
| 16 | | | | | | | | | | | | | | | | | | | | | | | |
| 17 | | | | | | | | | | | | | | | | | | | | | | | |
| 18 | | | | | | | | | | | | | | | | | | | | | | | |
| 19 | | | | | | | | | | | | | | | | | | | | | | | |
| 20 | | | | | | | | | | | | | | | | | | | | | | | |

| | Sold for Taxes | Valuations by School Districts as Equalized by Department of Taxation: District No. ..... Rate ..... Mills | District No. ..... Rate ..... Mills | District No. 90 Rate 21.0 Mills | District No. ..... Rate ..... Mills | District No. ..... Rate ..... Mills | District No. ..... Rate ..... Mills | Tax including State Homestead ..... Mills | State Tax on Non-Homestead 7.2 Mills | Special Taxes | Total Taxes | | Paid | When Paid Month Day Year | Number of Receipt | March Settlement 1948 | June Settlement 1948 | Penalty | November Settlement 1948 | Penalty | Collections to First Monday in January 1949 | Penalty | Delinquent on First Monday in January 1949 | Total Delinquent Tax and Penalty | Remarks |
|---|---|---|---|---|---|---|---|---|---|---|---|---|---|---|---|---|---|---|---|---|---|---|---|---|---|
| | | Dollars | Dollars | Dollars | Dollars | Dollars | Dollars | $ cts. | $ cts. | $ cts. | $ cts. | | | | | | $ cts. | $ cts. | $ cts. | $ cts. | $ cts. | $ cts. | $ cts. | $ cts. | |
| 1 | | | | 90 | | | | 18.90 | .36 | | 19.26 | 1 | PAID IN FULL | MAR 9 - 1948 | 2845 | 19.26 | | | | | | | | | |
| 2 | | | | 10 | | | | 2.10 | .04 | | 2.14 | 2 | PAID IN FULL | JUN 10 1948 | 7375 | | 2.14 | | | | | | | | |
| 3 | | | | 60 | | | | 12.60 | .24 | | 12.84 | 3 | PAID IN FULL | APR 27 1948 | 4727 | | 12.84 | | | | | | | | |
| 4 | | | | 10 | | | | 2.10 | .04 | | 2.14 | 4 | PAID IN FULL | MAY 21 1948 | 5543 | | 2.14 | | | | | | | | |
| 5 | SOLD FOR TAXES | | | 3 | | | | .63 | .03 | | .66 | 5 | | | | | | | | | | | | .66 | |
| 6 | | | | 37 | | | | 7.80 | .16 | | 7.96 | 6 | PAID IN FULL | MAY - 6 1948 | 3755 | | 7.96 | | | | | | | | |
| 7 | | | | 40 | | | | 8.40 | .16 | | 8.56 | 7 | PAID IN FULL | JUL 19 1948 | 10025 | | 8.56 | | | | | | | | |
| 8 | | | | 80 | | | | 16.80 | .32 | | 17.16 | 8 | PAID IN FULL | APR - 8 1948 | 4222 | | 17.16 | | | | | | | | |
| 9 | | | | 10 | | | | 2.10 | .04 | | 2.14 | 9 | PAID IN FULL | JUL 12 1948 | 10122 | | 4.28 | | | | | | | | |
| 10 | | | | 10 | | | | 2.10 | .04 | | 2.14 | 10 | PAID IN FULL | JUL 12 1948 | | | | | | | | | | | |
| 11 | | | | | | | | | | | | 11 | | | | | | | | | | | | | |
| 12 | | | | | | | | | | | | 12 | | | | | | | | | | | | | |
| 13 | | | | | | | | | | | | 13 | | | | | | | | | | | | | |
| 14 | | | | | | | | | | | | 14 | | | | | | | | | | | | | |
| 15 | | | | | | | | | | | | 15 | | | | | | | | | | | | | |
| 16 | | | | | | | | | | | | 16 | | | | | | | | | | | | | |
| 17 | | | | | | | | | | | | 17 | | | | | | | | | | | | | |
| 18 | | | | | | | | | | | | 18 | | | | | | | | | | | | | |
| 19 | | | | | | | | | | | | 19 | | | | | | | | | | | | | |
| 20 | | | | | | | | | | | | 20 | | | | | | | | | | | | | |
| | | | | 350 | | | | 73.70 | 1.42 | | 75.12 | | | | | | | | | | | | | | |
| | | | | | | | | 73.70 | 1.42 | | | | | | | | | | | | | | | | |

Assessment Roll and Tax List of Real Property in the Town of Wabedo,



Form 4 C Miller-Davis Company, Minneapolis

| | In Whose Name Assessed | To Whom Transferred | Description of Property: Subdivision | Sec. or Lot | Town or Block | Rng. | Number of Acres of Land: Acres | Number of Acres of Land: Units | No. School District | Indicate Homestead by Yes or No | Indicate Non-Homestead by Yes or No | True and Full Valuations: Land Exclusive of Structures and Improvements | Buildings and Other Structures | Machinery Permanently Attached to Real Estate | Total True and Full Value | Assessed Valuations: Rural: Homestead Up to $4,000 20% | Rural: Over $4,000 and Non-Homestead 33⅓% | All Other: Homestead Up to $4,000 25% | All Other: Over $4,000 and Non-Homestead 40% | Machinery Permanently Attached to Real Estate 33⅓% | Total Assessed Value | Total Assessed Value as Equalized by the Board of Review | Final Equalized Value |
|---|---|---|---|---|---|---|---|---|---|---|---|---|---|---|---|---|---|---|---|---|---|---|---|
| | | | | | | | Acres | Units | | | | Dollars | Dollars | Dollars | Dollars | Dollars | Dollars | Dollars | Dollars | Dollars | Dollars | Dollars | Dollars |
| | Clubhouse Add'n - Little Boy Lake (Lot 7 - 22-140-28) | | | | | | | | | | | | | | | | | | | | | | |
| | Lewis M. Linden, Clarence F. Johnson & Thos. J. Davis - Sublot "A" Sec. 20-140-28 | | | | | | | | | Ves | | | | | | | | | | | | | |
| | " | " | 2 | " Little Boy Lake Clubhouse Grounds | | | | | | | | | | | | | | | | | | | |
| | " | " | 3 | " | 1 | 1 | | | | | | | | | | | | | | | | | |
| | " | " | 4 | " | 2 | | | | | | | | | | | | | | | | | | |
| | " | " | 5 | " | 3 | | | | | | | | | | | | | | | | | | |
| | " | " | 6 | " | 4 | | | | | | | | | | | | | | | | | | |
| | " | " | 7 | " | 5 | | | | | | | | | | | | | | | | | | |
| | " | " | 8 | " | 6 | | | | | | | | | | | | | | | | | | |
| | " | " | 9 | " | 7 | | | | | | | | | | | | | | | | | | |
| | " | " | 10 | " | 8 | | | | | | | | | | | | | | | | | | |
| | " | " | 11 | " | 9 | | | | | | | | | | | | | | | | | | |
| | " | " | 12 | " | 1 | 2 | | | | | | | | | | | | | | | | | |
| | " | " | 13 | " | 2 | | | | | | | | | | | | | | | | | | |
| | " | " | 14 | " | 3 | | | | | | | | | | | | | | | | | | |
| | " | " | 15 | " | 4 | | | | | | | | | | | | | | | | | | |
| | " | " | 16 | " | 5 | | | | | | | | | | | | | | | | | | |
| | " | " | 17 | " | 6 | | | | | | | | | | | | | | | | | | |
| | " | " | 18 | " | 7 | | | | | | | | | | | | | | | | | | |
| | " | " | 19 | " | 8 | | | | | | | | | | | | | | | | | | |
| | " | " | 20 | " | 9 | | | | | | | | | | | | | | | | | | |

Vacated 7-17-29 acc to Bd of Desds Rec Book 1 page 1 in 1949 Bd

| | Sold for Taxes | Valuations by School Districts as Equalized by Department of Taxation: District No. ..... Rate ..... Mills | District No. ..... Rate ..... Mills | District No. ..... Rate ..... Mills | District No. ..... Rate ..... Mills | District No. ..... Rate ..... Mills | District No. ..... Rate ..... Mills | Tax including State Homestead ..... Mills | State Tax on Non-Homestead 4.7 Mills | Special Taxes | Total Taxes | | Paid | When Paid: Month | Day | Year | Number of Receipt | March Settlement 1948 | June Settlement 1948 | Penalty | November Settlement 1948 | Penalty | Collections to First Monday in January 1949 | Penalty | Delinquent on First Monday in January 1949 | Total Delinquent Tax and Penalty | Remarks |
|---|---|---|---|---|---|---|---|---|---|---|---|---|---|---|---|---|---|---|---|---|---|---|---|---|---|---|---|
| | | Dollars | Dollars | Dollars | Dollars | Dollars | Dollar/ | $ cts. | $ cts. | $ cts. | $ cts. | | | Month | Day | Year | | $ cts. | $ cts. | $ cts. | $ cts. | $ cts. | $ cts. | $ cts. | $ cts. | $ cts. | |
| 1 | | | | | | | | | | | | 1 | | | | | | | | | | | | | | | |
| 2 | | | | | | | | | | | | 2 | | | | | | | | | | | | | | | |
| 3 | | 5 | | | | | | 98 | 02 | | 1 00 | 3 | | | | | | | | | | | | | | | |
| 4 | | 5 | | | | | | 98 | 02 | | 1 00 | 4 | | | | | | | | | | | | | | | |
| 5 | | 5 | | | | | | 98 | 02 | | 1 00 | 5 | | | | | | | | | | | | | | | |
| 6 | | 5 | | | | | | 98 | 02 | | 1 00 | 6 | | | | | | | | | | | | | | | |
| 7 | | 5 | | | | | | 98 | 02 | | 1 00 | 7 | | | | | | | | | | | | | | | |
| 8 | | 5 | | | | | | 98 | 02 | | 1 00 | 8 | | | | | | | | | | | | | | | |
| 9 | | 5 | | | | | | 98 | 02 | | 1 00 | 9 | | | | | | | | | | | | | | | |
| 10 | | 5 | | | | | | 98 | 02 | | 1 00 | 10 | | | | | | | | | | | | | | | |
| 11 | | 5 | | | | | | 98 | 02 | | 1 00 | 11 | | | | | | | | | | | | | | | |
| 12 | | 5 | | | | | | 98 | 02 | | 1 00 | 12 | | | | | | | | | | | | | | | |
| 13 | | 5 | | | | | | 98 | 02 | | 1 00 | 13 | | | | | | | | | | | | | | | |
| 14 | | 5 | | | | | | 98 | 02 | | 1 00 | 14 | | | | | | | | | | | | | | | |
| 15 | | 5 | | | | | | 98 | 02 | | 1 00 | 15 | | | | | | | | | | | | | | | |
| 16 | | 5 | | | | | | 98 | 02 | | 1 00 | 16 | | | | | | | | | | | | | | | |
| 17 | | 5 | | | | | | 98 | 02 | | 1 00 | 17 | | | | | | | | | | | | | | | |
| 18 | | 5 | | | | | | 98 | 02 | | 1 00 | 18 | | | | | | | | | | | | | | | |
| 19 | | 5 | | | | | | 98 | 02 | | 1 00 | 19 | | | | | | | | | | | | | | | |
| 20 | | 4 | | | | | | 78 | 02 | | 80 | 20 | | | | | | | | | | | | | | | |
| | | 89 | | | | | | 17 44 | 36 | | 17 80 | | | | | | | | | | | | | | | | |
| | | | | | | | | 17 44 | 36 | | | | | | | | | | | | | | | | | | |

Transferred to Unplatted property as Lot 7 - 22-140-28. (3/17/48)

Assessment Roll and Tax List of Real Property in the Town of Wabedo, Cass County, Minnesota, for Taxes for the Year 1947.



Form 4 C VALLEY DATE COMPANY, MINNEAPOLIS

| In Whose Name Assessed | To Whom Transferred | Description of Property: Subdivision | Sec. or Lot | Town or Block | Rng. | Number of Acres of Land: Acres | Mills | No. School District | Inferior Equal Tax or No | Inferior Equal Tax or No | True and Full Valuations: Land Exclusive of Structures and Improvements | Buildings and Other Structures | Machinery Permanently Attached to Real Estate | Total True and Full Value | Assessed Valuations: Rural: Homestead Up to $4,000 20% | Rural: Over $4,000 and Non-Homestead 33⅓% | All Other: Homestead Up to $4,000 25% | All Other: Over $4,000 and Non-Homestead 40% | Machinery Permanently Attached to Real Estate 33⅓% | Total Assessed Value | Total Assessed Value as Equalized by the Board of Review | Final Equalized Value |
|---|---|---|---|---|---|---|---|---|---|---|---|---|---|---|---|---|---|---|---|---|---|---|
| | | | | | | | | | | | Dollars | Dollars | Dollars | Dollars | Dollars | Dollars | Dollars | Dollars | Dollars | Dollars | Dollars | Dollars |
| Clubhouse Addn. Little Bay Lake | | | | | | | | | | | | | | | | | | | | | | |
| Lewis M. Linden, Clarence F. Johnson + Thos. J. Davis | | | 10 | 2 | | | | Un | | | | | | | | | | | | | | |
| " | " | 2 | 11 | | | | | | | | | | | | | | | | | | | |
| " | " | 3 | 12 | | | | | | | | | | | | | | | | | | | |
| " | " | 4 | 13 | | | | | | | | | | | | | | | | | | | |
| " | " | 5 | 14 | | | | | | | | | | | | | | | | | | | |
| " | " | 6 | 15 | | | | | | | | | | | | | | | | | | | |
| " | " | 7 | 16 | | | | | | | | | | | | | | | | | | | |
| " | " | 8 | 17 | | | | | | | | | | | | | | | | | | | |
| " | " | 9 | 18 | | | | | | | | | | | | | | | | | | | |
| " | " | 10 | 19 | | | | | | | | | | | | | | | | | | | |
| " | " | 11 | 20 | | | | | | | | | | | | | | | | | | | |
| " | " | 12 | 21 | | | | | | | | | | | | | | | | | | | |
| " | " | 13 | 22 | | | | | | | | | | | | | | | | | | | |
| " | " | 14 | 23 | | | | | | | | | | | | | | | | | | | |
| " | " | 15 | 1 | 3 | | | | | | | | | | | | | | | | | | |
| " | " | 16 | 2 | | | | | | | | | | | | | | | | | | | |
| " | " | 17 | 3 | | | | | | | | | | | | | | | | | | | |
| " | " | 18 | 4 | | | | | | | | | | | | | | | | | | | |
| " | " | 19 | 5 | | | | | | | | | | | | | | | | | | | |
| " | " | 20 | 6 | | | | | | | | | | | | | | | | | | | |
| " | " | | 7 | | | | | | | | | | | | | | | | | | | |

Vacated 7-17-29 Acc to Reg of Deeds Office (Book 1948 Book)

(Book 1948 — 1948)

Valuations by School Districts as Equalized by Department of Taxation

| | Sold for Taxes | District No. ..... Rate ..... Mills | District No. ..... Rate ..... Mills | District No. ..... Rate ..... Mills | District No. ..... Rate ..... Mills | District No. ..... Rate ..... Mills | Tax including State Homestead ..... Mills | State Tax on Non-Homestead 4.07 ..... Mills | Special Taxes | Total Taxes | | Paid | When Paid | Number of Receipt | March Settlement 1948 | June Settlement 1948 | Penalty | November Settlement 1948 | Penalty | Collections to First Monday in January 1949 | Penalty | Delinquent on First Monday in January 1949 | Total Delinquent Tax and Penalty | Remarks |
|---|---|---|---|---|---|---|---|---|---|---|---|---|---|---|---|---|---|---|---|---|---|---|---|---|
| | | Dollars | Dollars | Dollars | Dollars | Dollars | $ cts. | $ cts. | $ cts. | $ cts. | | | Month Day Year | | $ cts. | $ cts. | $ cts. | $ cts. | $ cts. | $ cts. | $ cts. | $ cts. | $ cts. | |
| 1 | | | 5 | | | | 98 | 02 | | 100 | 1 | | | | | | | | | | | | | Transferred to Unpatented Property as Lot 7 - Sec 22-140-21 (3-17-48) |
| 2 | | | 5 | | | | 98 | 02 | | 100 | 2 | | | | | | | | | | | | | |
| 3 | | | 5 | | | | 98 | 02 | | 100 | 3 | | | | | | | | | | | | | |
| 4 | | | 5 | | | | 98 | 02 | | 100 | 4 | | | | | | | | | | | | | |
| 5 | | | 5 | | | | 98 | 02 | | 100 | 5 | | | | | | | | | | | | | |
| 6 | | | 5 | | | | 98 | 02 | | 100 | 6 | | | | | | | | | | | | | |
| 7 | | | 5 | | | | 98 | 02 | | 100 | 7 | | | | | | | | | | | | | |
| 8 | | | 5 | | | | 98 | 02 | | 100 | 8 | | | | | | | | | | | | | |
| 9 | | | 5 | | | | 98 | 02 | | 100 | 9 | | | | | | | | | | | | | |
| 10 | | | 5 | | | | 98 | 02 | | 100 | 10 | | | | | | | | | | | | | |
| 11 | | | 5 | | | | 98 | 02 | | 100 | 11 | | | | | | | | | | | | | |
| 12 | | | 5 | | | | 98 | 02 | | 100 | 12 | | | | | | | | | | | | | |
| 13 | | | 5 | | | | 98 | 02 | | 100 | 13 | | | | | | | | | | | | | |
| 14 | | | 5 | | | | 98 | 02 | | 100 | 14 | | | | | | | | | | | | | |
| 15 | | | 5 | | | | 98 | 02 | | 100 | 15 | | | | | | | | | | | | | |
| 16 | | | 4 | | | | 78 | 02 | | 80 | 16 | | | | | | | | | | | | | |
| 17 | | | 4 | | | | 78 | 02 | | 80 | 17 | | | | | | | | | | | | | |
| 18 | | | 4 | | | | 78 | 02 | | 80 | 18 | | | | | | | | | | | | | |
| 19 | | | 4 | | | | 78 | 02 | | 80 | 19 | | | | | | | | | | | | | |
| 20 | | | 4 | | | | 78 | 02 | | 80 | 20 | | | | | | | | | | | | | |
| | | | 4 | | | | 78 | 02 | | 80 | | | | | | | | | | | | | | |
| | | | 99 | | | 1986 | 1938 | 42 | | 1986 | | | | | | | | | | | | | | |

Assessment Roll and Tax List of Real Property in the Town of Wabedo, Cass County, Minnesota, for Taxes for the Year 1947.



Form 4 C. WILDER-BATES COMPANY, MINNEAPOLIS

| | IN WHOSE NAME ASSESSED | TO WHOM TRANSFERRED | SUBDIVISION | Sec. or Lot | Town or Block | Rng. | Number of Acres of Land (Acres / Miles) | No. School District | Taxable Rural Tax No. | Taxable Ag. Land Tax No. | LAND Exclusive of Structures and Improvements | BUILDINGS and Other Structures | MACHINERY Permanently Attached to Real Estate | TOTAL True and Full Value | RURAL Homestead Up to $4,000 20% | RURAL Over $4,000 and Non-Homestead 33⅓% | ALL OTHER Homestead Up to $4,000 25% | ALL OTHER Over $4,000 and Non-Homestead 40% | MACHINERY Permanently Attached to Real Estate 33⅓% | TOTAL ASSESSED VALUE | Total Assessed Value as Equalized by the Board of Review | FINAL EQUALIZED VALUE |
|---|---|---|---|---|---|---|---|---|---|---|---|---|---|---|---|---|---|---|---|---|---|---|
| | | | | | | | | | | | Dollars | Dollars | Dollars | Dollars | Dollars | Dollars | Dollars | Dollars | Dollars | Dollars | Dollars | Dollars |
| 1 | ~~Harry L. + Mildred L. Cederberg~~ | Phyra J. Nelson | | 1 | | | | Un | | | | | | | | | | | | | | |
| 2 | Joe F. + Blanche P. Roscoe | " " | | 2 | | | | | | | | | | | | | | | | | | |
| 3 | " " | | | 3 | | | | | | | | | | | | | | | | | | |
| 4 | Charles H. + Tillie Brown | | | 4 | | | | | | | | | | | | | | | | | Abate. | #3571 |
| 5 | ~~George A.~~ | Mabel K. Smith | | 5 | | | | | | | | | | | | | | | | | " | 3581 |
| 6 | A. M. + Ruby Field | | | 6 | | | | | | | | | | | | | | | | | | |
| 7 | " | | | 7 | | | | | | | | | | | | | | | | | | |
| 8 | " | | | 8 | | | | | | | | | | | | | | | | | | |
| 9 | " | | | 9 | | | | | | | | | | | | | | | | | | |
| 10 | Dr. E. C. Andreassen | | | 10 | | | | | | | | | | | | | | | | | | |
| 11 | Rob't T. + Alf. F. Harbo | | | 11 | | | | | | | | | | | | | | | | | | |
| 12 | " " | | | 12 | | | | | | | | | | | | | | | | | | |
| 13 | J. E. + Laura K. Shaw | | | 13 | | | | | | | | | | | | | | | | | | |
| 14 | " | | | 14 | | | | | | | | | | | | | | | | | | |
| 15 | C. L. + Esther R. Hopkins | | | 15 | | | | | | | | | | | | | | | | | | |
| 16 | Paul Calrow | | | 16 | | | | | | | | | | | | | | | | | | |
| 17 | John P. + Bessie Tribur | | | 17 | | | | | | | | | | | | | | | | | | |
| 18 | " " | | | 18 less E. 80' | | | | | | | | | | | | | | | | | | |
| 19 | Carl B. Jennings | | E. 80' of | 18 | | | | | | | | | | | | | | | | | | |
| 20 | " " | | | 19 | | | | | | | | | | | | | | | | | | |
| | Earl L. + Beatrice E. Briggs | | | 20 | | | | | | | | | | | | | | | | | | |

| | VALUATIONS BY SCHOOL DISTRICTS AS EQUALIZED BY DEPARTMENT OF TAXATION: District No. ..... Rate ..... Mills | District No. ..... Rate ..... Mills | District No. Rate ..... Mills | District No. ..... Rate ..... Mills | District No. ..... Rate ..... Mills | District No. ..... Rate ..... Mills | Tax including State Homestead ..... Mills | State Tax on Non-Homestead ..... Mills | SPECIAL TAXES | TOTAL TAXES | PAID | WHEN PAID (Month Day Year) | Number of Receipt | March Settlement 1948 | June Settlement 1948 | Penalty | November Settlement 1948 | Penalty | Collections to First Monday in January 1949 | Penalty | Delinquent on First Monday in January 1949 | Total Delinquent Tax and Penalty | REMARKS |
|---|---|---|---|---|---|---|---|---|---|---|---|---|---|---|---|---|---|---|---|---|---|---|---|
| | Dollars | Dollars | Dollars | Dollars | Dollars | Dollars | $ cts. | $ cts. | $ cts. | $ cts. | | | | $ cts. | $ cts. | $ cts. | $ cts. | $ cts. | $ cts. | $ cts. | $ cts. | $ cts. | |
| 1 | | | 30 | | | | 6 32 | 12 | | 6 44 | 1 PAID IN FULL<br>2nd Half Paid | MAR - 5 1948<br>OCT 30 1948 | 3020 | 6 44 | | | | | | | | | |
| 2 | | | 30 | | | | 6 32 | 12 | | 6 44 | 2 1st Half Paid | JUN 7 1948 | 12223 | | | | 4 29 | | | | | | |
| 3 | | | 10 | | | | 2 10 | 04 | | 2 14 | 3 2nd Half Paid<br>1st Half Paid | OCT 30 1948<br>JUN 7 1948 | 16956 | | 4 29 | | | | | | | | |
| 4 | | | H ~~46~~ | | | | 13 90 | ~~44~~ | | 13 90 | 4 PAID IN FULL | JUN 25 1948 | 9252 | | 13 90 | | | | | | | | 9.70 Abated |
| 5 | | | H 10 | | | | 1 26 | ~~04~~ | | 1 26 | 5 PAID IN FULL | JAN 22 1949 | 363 | 1 26 | | | | | | | | | .88 " |
| 6 | | | 70 | | | | 14 74 | 28 | | 15 02 | 6 1st Half Paid | JAN 22 1949 | | | | | | | | | 9 57 | 8 26 | |
| 7 | | | 10 | | | | 2 10 | 04 | | 2 14 | 7 1st Half Paid | JAN 22 1949 | | | | | | | | | 1 07 | 1 18 | |
| 8 | | | 10 | | | | 2 10 | 04 | | 2 14 | 8 1st Half Paid | JAN 22 1949 | 8389 | | 1 07 2 | | | | | | 1 07 | 1 18 | |
| 9 | | | 10 | | | | 2 10 | 04 | | 2 14 | 9 1st Half Paid | JAN 22 1949 | | | | | | | | | 1 07 | 1 18 | |
| 10 | | | 10 | | | | 2 10 | 04 | | 2 14 | 10 PAID IN FULL | JUN 10 1949 | 7856 | | 2 14 | | | | | | | | |
| 11 | SOLD FOR TAXES | | 110 | | | | 22 00 | 44 | | 22 44 | 11 PAID IN FULL | JUN 10 1949 | | | | | | | | | | | |
| 12 | SOLD FOR TAXES | | 10 | | | | 2 10 | 04 | | 2 14 | 12 PAID IN FULL | JUN 10 1949 | 7365 | | 25 74 | | | | | | | | |
| 13 | | | 10 | | | | 2 10 | 04 | | 2 14 | 13 PAID IN FULL | JUN 10 1949 | | | | | | | | | | | |
| 14 | | | 10 | | | | 2 10 | 04 | | 2 14 | 14 PAID IN FULL | JUN 10 1949 | 7856 | | 4 28 | | | | | | | | |
| 15 | | | 90 | | | | 18 76 | 36 | | 19 32 | 15 PAID IN FULL | JUN 10 1949 | 7868 | | 19 32 | | | | | | | | |
| 16 | | | 70 | | | | 14 74 | 28 | | 15 02 | 16 PAID IN FULL | OCT 11 1948 | 1947 | | | | 15 02 | 2 43 | | | | | |
| 17 | | | 150 | | | | 31 66 | 62 | | 32 28 | 17 PAID IN FULL | MAY 20 1948 | | | | | | | | | | | |
| 18 | | | 10 | | | | 2 10 | 04 | | 2 14 | 18 PAID IN FULL | MAY 20 1948 | 5313 | | 38 64 | | | | | | | | |
| 19 | | | 10 | | | | 2 10 | 04 | | 2 14 | 19 PAID IN FULL | MAY 20 1948 | | | | | | | | | | | |
| 20 | SOLD FOR TAXES | | 10 | | | | 2 10 | 04 | | 2 14 | 20 PAID IN FULL | MAY 20 1948 | | | | | | | | | | | |
| | SOLD FOR TAXES | | 10 | | | | 2 10 | 04 | | 2 14 | | | | | | | | | | | | | |
| | | | 790 | | | 166 18 | 166 30 | 3 18 | | 169 48 | | | | | | | | | | | | | |

Assessment Roll and Tax List of Real Property in the Town of Wabedo, Cass County, Minnesota, for Taxes for the Year 1947.



Form 4 C WALLER-DAYS PRINTERS, MINNEAPOLIS

| | IN WHOSE NAME ASSESSED | TO WHOM TRANSFERRED | DESCRIPTION OF PROPERTY: SUBDIVISION | Sec. or Lot | Town or Block | Rng. | Number of Acres of Land: Acres | Units | No. School District | Indicate Raised Tax by a | Indicate Lowered Tax by a | TRUE AND FULL VALUATIONS: LAND Exclusive of Structures and Improvements | BUILDINGS and Other Structures | MACHINERY Permanently Attached to Real Estate | TOTAL True and Full Value | ASSESSED VALUATIONS: RURAL: Homestead Up to $4,000 20% | RURAL: Over $4,000 and Non-Homestead 33⅓% | ALL OTHER: Homestead Up to $4,000 25% | ALL OTHER: Over $4,000 and Non-Homestead 40% | MACHINERY Permanently Attached to Real Estate 33⅓% | TOTAL ASSESSED VALUE | Total Assessed Value as Equalized by the Board of Review | FINAL EQUALIZED VALUE |
|---|---|---|---|---|---|---|---|---|---|---|---|---|---|---|---|---|---|---|---|---|---|---|---|
| | | | | | | | | | | | | Dollars | Dollars | Dollars | Dollars | Dollars | Dollars | Dollars | Dollars | Dollars | Dollars | Dollars | Dollars |
| | Harry + Minnie B. Engelhart | | Iowa Point | 1 | | | | | Un | | | | | | | | | | | | | | |
| | " | 2 | | 2 | | | | | | | | | | | | | | | | | | | |
| | " | 3 | | 3 | | | | | | | | | | | | | | | | | | | |
| | " | 4 | | 4 | | | | | | | | | | | | | | | | | | | |
| | " | 5 | | 5 | | | | | | | | | | | | | | | | | | | |
| | " | 6 | | 6 | | | | | | | | | | | | | | | | | | | |
| | " | 7 | | 7 | | | | | | | | | | | | | | | | | | | |
| | " | 8 | | 8 | | | | | | | | | | | | | | | | | | | |
| | " | 9 | | 9 | | | | | | | | | | | | | | | | | | | |
| | " | 10 | | 10 | | | | | | | | | | | | | | | | | | | |
| 11 | | | | | | | | | | | | | | | | | | | | | | | |
| 12 | | | | | | | | | | | | | | | | | | | | | | | |
| 13 | | | | | | | | | | | | | | | | | | | | | | | |
| 14 | | | | | | | | | | | | | | | | | | | | | | | |
| 15 | | | | | | | | | | | | | | | | | | | | | | | |
| 16 | | | | | | | | | | | | | | | | | | | | | | | |
| 17 | | | | | | | | | | | | | | | | | | | | | | | |
| 18 | | | | | | | | | | | | | | | | | | | | | | | |
| 19 | | | | | | | | | | | | | | | | | | | | | | | |
| 20 | | | | | | | | | | | | | | | | | | | | | | | |

| | SOLD FOR TAXES | VALUATIONS BY SCHOOL DISTRICTS AS EQUALIZED BY DEPARTMENT OF TAXATION: District No. ..... Rate ..... Mills | District No. ..... Rate ..... Mills | District No. 1 Rate 7 Mills | District No. ..... Rate ..... Mills | District No. ..... Rate ..... Mills | District No. ..... Rate ..... Mills | Tax including State Homestead ..... Mills | State Tax on Non-Homestead 4.0 Mills | SPECIAL TAXES | TOTAL TAXES | | PAID | WHEN PAID | Number of Receipt | March Settlement 1948 | June Settlement 1948 | Penalty | November Settlement 1948 | Penalty | Collections to First Monday in January 1949 | Penalty | Delinquent as First Monday in January 1949 | Total Delinquent Tax and Penalty | REMARKS |
|---|---|---|---|---|---|---|---|---|---|---|---|---|---|---|---|---|---|---|---|---|---|---|---|---|---|
| | | Dollars | Dollars | Dollars | Dollars | Dollars | Dollar | $ cta. | $ cta. | $ cta. | $ cta. | | | Month Day Year | | $ cta. | $ cta. | $ cta. | $ cta. | $ cta. | $ cta. | $ cta. | $ cta. | $ cta. | |
| 1 | | | | 7 | | | | 1.48 | 02 | | 1.50 | 1 | PAID IN FULL | JUN 15 1948 | | | | | | | | | | | |
| 2 | | | | 7 | | | | 1.48 | 02 | | 1.50 | 2 | PAID IN FULL | JUN 15 1948 | | | | | | | | | | | |
| 3 | | | | 7 | | | | 1.48 | 02 | | 1.50 | 3 | PAID IN FULL | JUN 15 1948 | | | | | | | | | | | |
| 4 | | | | 7 | | | | 1.48 | 02 | | 1.50 | 4 | PAID IN FULL | JUN 15 1948 | | | | | | | | | | | |
| 5 | | | | 7 | | | | 1.48 | 02 | | 1.50 | 5 | PAID IN FULL | JUN 15 1948 | | | | | | | | | | | |
| 6 | | | | 340 | | | | 71.62 | 1.38 | | 73.00 | 6 | PAID IN FULL | JUN 15 1948 | 3084 | | 18.50 | | | | | | | | |
| 7 | | | | 7 | | | | 1.48 | 02 | | 1.50 | 7 | PAID IN FULL | JUN 15 1948 | | | | | | | | | | | |
| 8 | | | | 7 | | | | 1.48 | 02 | | 1.50 | 8 | PAID IN FULL | JUN 15 1948 | | | | | | | | | | | |
| 9 | | | | 7 | | | | 1.48 | 02 | | 1.50 | 9 | PAID IN FULL | JUN 15 1948 | | | | | | | | | | | |
| 10 | | | | 7 | | | | 1.48 | 02 | | 1.50 | 10 | PAID IN FULL | JUN 15 1948 | | | | | | | | | | | |
| 11 | | | | | | | | | | | | 11 | | | | | | | | | | | | | |
| 12 | | | | | | | | | | | | 12 | | | | | | | | | | | | | |
| 13 | | | | | | | | | | | | 13 | | | | | | | | | | | | | |
| 14 | | | | | | | | | | | | 14 | | | | | | | | | | | | | |
| 15 | | | | | | | | | | | | 15 | | | | | | | | | | | | | |
| 16 | | | | | | | | | | | | 16 | | | | | | | | | | | | | |
| 17 | | | | | | | | | | | | 17 | | | | | | | | | | | | | |
| 18 | | | | | | | | | | | | 18 | | | | | | | | | | | | | |
| 19 | | | | | | | | | | | | 19 | | | | | | | | | | | | | |
| 20 | | | | | | | | | | | | 20 | | | | | | | | | | | | | |
| | | | | 403 | | | | 84.94 | 1.56 | | 86.50 | | | | | | | | | | | | | | |
| | | | | | | | | 6.55 | 1.64 | | | | | | | | | | | | | | | | |

Assessment Roll and Tax List of Real Property in the Town of Wabedo,

Cass County, Minnesota, for Taxes for the Year 1947.



Form 4 C MILLER-DAYTO COMPANY, MINNEAPOLIS

| | IN WHOSE NAME ASSESSED | TO WHOM TRANSFERRED | DESCRIPTION OF PROPERTY: SUBDIVISION | Sec. or Lot | Town or Block | Rng. | Number of Acres of Land: Acres | Mills | No. School District | Indicates Homestead Yes or No | Indicates Assessed Tax or No | TRUE AND FULL VALUATIONS: LAND Exclusive of Structures and Improvements (Dollars) | BUILDINGS and Other Structures (Dollars) | MACHINERY Permanently Attached to Real Estate (Dollars) | TOTAL True and Full Value (Dollars) | ASSESSED VALUATIONS: RURAL: Homestead Up to $4,000 20% (Dollars) | RURAL: Over $4,000 and Non-Homestead 33⅓% (Dollars) | ALL OTHER: Homestead Up to $4,000 25% (Dollars) | ALL OTHER: Over $4,000 and Non-Homestead 40% (Dollars) | ALL OTHER: MACHINERY Permanently Attached to Real Estate 33⅓% (Dollars) | TOTAL ASSESSED VALUE (Dollars) | Total Assessed Value as Equalized by the Board of Review (Dollars) | FINAL EQUALIZED VALUE (Dollars) |
|---|---|---|---|---|---|---|---|---|---|---|---|---|---|---|---|---|---|---|---|---|---|---|---|
| | | | Manders Addition (Part of Lot 3 - Sec. 3 - 140 - 28) | | | | | | | | | | | | | | | | | | | | |
| 1 | Joseph P. Berres | | | 1 | | | | | Un | | | | | | | | | | | | | | |
| 2 | Charles Caswell | | | 2 | | | | | | | | | | | | | | | | | | | |
| 3 | Joseph P. Berres | | | 3 | | | | | | | | | | | | | | | | | | | |
| 4 | " | | | 4 | | | | | | | | | | | | | | | | | | | |
| 5 | Arthur Thompson | | | 5 | | | | | | | | | | | | | | | | | | | |
| 6 | | | | | | | | | | | | | | | | | | | | | | | |
| 7 | | | | | | | | | | | | | | | | | | | | | | | |
| 8 | | | | | | | | | | | | | | | | | | | | | | | |
| 9 | | | | | | | | | | | | | | | | | | | | | | | |
| 10 | | | | | | | | | | | | | | | | | | | | | | | |
| 11 | | | | | | | | | | | | | | | | | | | | | | | |
| 12 | | | | | | | | | | | | | | | | | | | | | | | |
| 13 | | | | | | | | | | | | | | | | | | | | | | | |
| 14 | | | | | | | | | | | | | | | | | | | | | | | |
| 15 | | | | | | | | | | | | | | | | | | | | | | | |
| 16 | | | | | | | | | | | | | | | | | | | | | | | |
| 17 | | | | | | | | | | | | | | | | | | | | | | | |
| 18 | | | | | | | | | | | | | | | | | | | | | | | |
| 19 | | | | | | | | | | | | | | | | | | | | | | | |
| 20 | | | | | | | | | | | | | | | | | | | | | | | |

| | SOLD FOR TAXES | VALUATIONS BY SCHOOL DISTRICTS AS EQUALIZED BY DEPARTMENT OF TAXATION: Agric. & Hortl. / Dist. No. ..... Rate ..... Mills | Agric. & Hortl. / Dist. No. ..... Rate ..... Mills | Dist. No. ..... Rate ..... Mills | Dist. No. ..... Rate ..... Mills | Dist. No. ..... Rate ..... Mills | Tax including State Homestead ..... Mills | State Tax on Non-Homestead 4.47 Mills | SPECIAL TAXES | TOTAL TAXES | PAID | WHEN PAID: Month | Day | Year | Number of Receipt | March Settlement 1948 | June Settlement 1948 | Penalty | November Settlement 1948 | Penalty | Collections to First Monday in January 1949 | Penalty | Delinquent to First Monday in January 1949 | Total Delinquent Tax and Penalty | REMARKS |
|---|---|---|---|---|---|---|---|---|---|---|---|---|---|---|---|---|---|---|---|---|---|---|---|---|
| | | Dollars | Dollars | Dollars | Dollars | Dollars | $ cts. | $ cts. | $ cts. | $ cts. | | | | | $ cts. | $ cts. | $ cts. | $ cts. | $ cts. | $ cts. | $ cts. | $ cts. | $ cts. | |
| 1 | | | 4 50 | | | | 10 54 | | | 10 54 | 1 PAID IN FULL | MAY | - 8 | 1948 | 4961 | 10 54 | | | | | | | | |
| 2 | | | 70 | | | | 14 74 | 28 | | 15 02 | 2 | | | | | | | | | | | 15 02 | Y 1652 | |
| 3 | | | 4 10 | | | | 2 10 | | | 2 10 | 3 PAID IN FULL | MAY | - 8 | 1948 | 4961 | 4 20 | | | | | | | | |
| 4 | | | 4 10 | | | | 2 10 | | | 2 10 | 4 PAID IN FULL | MAY | - 8 | 1948 | | | | | | | | | | |
| 5 | SOLD FOR TAXES | | 4 50 | | | | 10 54 | | | 10 54 | 5 | | | | | | | | | | | 10 54 | | |
| 6 | | | | | | | | | | | 6 | | | | | | | | | | | | | |
| 7 | | | | | | | | | | | 7 | | | | | | | | | | | | | |
| 8 | | | | | | | 40 02 | | | | 8 | | | | | | | | | | | | | |
| 9 | | | 4 120 | | | | | | | | 9 | | | | | | | | | | | | | |
| 10 | Page Totals | | 70 | | | | 40 02 | 28 | | 40 30 | 10 | | | | | | | | | | | | | |
| 11 | | | | | | | | | | | 11 | | | | | | | | | | | | | |
| 12 | | | | | | | | | | | 12 | | | | | | | | | | | | | |
| 13 | Grand Totals: | | | | | | | | | | 13 | | | | | | | | | | | | | |
| 14 | H | 4879 | 2441 | 7330 | | | | | | | 14 | | | | | | | | | | | | | |
| 15 | N.H. | 22747 | 4631 | 39363 | | | | | | | 15 | | | | | | | | | | | | | |
| 16 | | 27626 | 7064 | 34,688 | | | | | | | 16 | | | | | | | | | | | | | |
| 17 | | | | | | a- | 5403 88 | | | | 17 | | | | | | | | | | | | | |
| 18 | | 5409 50 | 1487 36 | | | Na- | 1487 36 | | | | 18 | | | | | | | | | | | | | |
| 19 | | 32- | 4- | | | | 6891 24 | 11 86 | | 7003 10 | 19 | | | | | | | | | | | | | |
| 20 | | | | | | | | | | | 20 | | | | | | | | | | | | | |